



GC AND GC/MS

Your Essential Resource for Columns & Supplies

20
15/16




Agilent Technologies

GC AND GC/MS

Achieve excellent, reproducible performance for difficult samples

For over 40 years, Agilent has broken new ground with innovations in Gas Chromatography. We continue our leadership tradition by offering the industry's broadest selection of GC and GC/MS columns and supplies. All are manufactured to Agilent's exact specifications to minimize downtime and ensure consistent, high-quality results that you can rely on.



Agilent Ultra Inert solutions

provide the flow path inertness vital to analytical success. Ultra Inert split and splitless liners are manufactured and tested to our highest level of scrutiny to ensure quality and consistency. Agilent J&W Ultra Inert GC columns are tested with the industry's most demanding test probe to reduce detection limits and produce more accurate data for difficult analytes. Agilent GC and GC/MS instruments bring together all elements for trace-level analysis, dramatically improving MS resolution, spectral integrity, and detection limits.

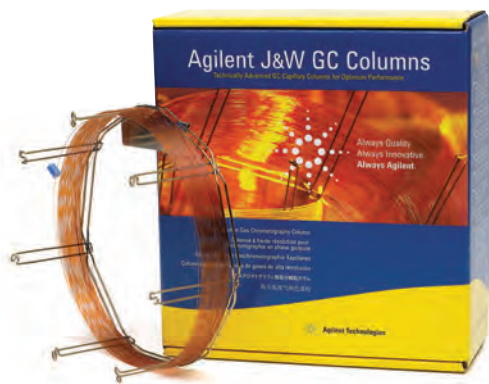


GC and GC/MS supplies

More samples, lower detection levels, with fewer analysts. These demands challenge laboratories to maximize the productivity and performance of their instrumentation. To help you stay ahead, Agilent is continuously improving our extensive portfolio of innovative, award winning GC columns and supplies, designed to help you resolve many of the day to day setbacks encountered in your lab. You can avoid downtime and your time can be better spent on meeting your analytical and business challenges.

For labs pushing the detection limits of trace level analysis on very active compounds, **Agilent Inert Flow Path solutions** ensure a reliably inert flow path for higher sensitivity, accuracy, and reproducibility. Install industry leading Agilent J&W GC columns with new proprietary design GC column nuts and ferrules to simplify your day yet maximize your GC and GC/MS systems output.

- Inert Flow Path components – Ultra Inert GC columns, Ultra Inert liners, Ultra Inert gold seals, UltiMetal Plus Capillary Flow Technology devices with Flexible Metal ferrules – have Agilent proprietary deactivation chemistries to ensure sample integrity.
- "Better Connectivity" with products such as Self Tightening column nuts, UltiMetal Plus Flexible Metal ferrules, and Ultra Inert liners in Touchless packaging improves productivity with ease of use and convenience.
- Full portfolio of premium GC products to support your lab needs – including Agilent CrossLab brand and Agilent Bulk supplies packaging.



Agilent J&W GC columns

deliver the best inertness for acids, bases, and mixed functional compounds, the lowest bleed levels, and the tightest column-to-column reproducibility. Mass Spec Grade GC columns (VF-ms, DB-ms and HP-ms) give you robust performance, low column bleed, and a wide range of selectivity. LTM column modules combine a fused silica capillary GC column with heating and temperature-sensing components for efficient column heating and cooling. What's more, integrated guard columns protect your analytical columns from non-volatile compounds in the sample matrix.

Table of Contents

Agilent Solutions, Services and Support	4	Detector Systems.....	92
Featured Products	8	Flame Ionization Detector (FID).....	92
Agilent Parts and Supplies	14	Electron Capture Detector (ECD)	100
GC and GC/MS Maintenance Schedule	14	Thermal Conductivity Detector (TCD)	103
Bulk GC Supplies.....	16	Flame Photometric Detector (FPD).....	108
Inlet Septa	17	Nitrogen Phosphorus Detector (NPD)	116
Inlet Liners.....	24	Nitrogen and Sulfur Chemiluminescence Detectors	122
Agilent Ultra Inert Liners	26	GC Standards	124
Capillary Column Ferrules and Nuts	34	7820A GC System.....	125
GC Column Connection Supplies	40	GC/MS Parts and Supplies	141
Capillary Flow Technology Supplies.....	42	MSD Contamination	142
Press-fit Capillary Column Connectors	44	Ion Source	149
Graphpak Capillary Connectors	45	MSD Filaments.....	162
Large Valve Oven.....	46	Vent Valve Supplies	163
Valves and Loops	47	Gas Clean Filters	164
Sample Introduction Systems.....	50	Quadrupole Mass Filter.....	164
Agilent Vials and Closures for GC, GC/MS and GC/HS ...	56	MSD Electron Multipliers and Replacement Horn	165
Headspace Vials and Closures	56	Vacuum Systems and Pumps	166
High Performance Septa.....	57	Diffusion Pump.....	168
CombiPAL Headspace Vials and Closures	59	Quiet Cover	169
Crimping and Decapping Tools	60	Foreline Pump.....	170
Teledyne Tekmar Purge and Trap Supplies	62	7000 Triple Quadrupole GC/MS	171
Markes Thermal Desorption	65	7200 Q-TOF for GC/MS.....	175
Inlet Systems	67	240-MS Ion Trap Parts and Supplies	178
Split/Splitless Inlets.....	69	220-MS Parts and Supplies.....	180
Multimode Inlet.....	76	GC/MS Standards.....	181
Cool On-Column Inlets.....	78	Agilent Syringes	183
Programmable Temperature Vaporizer (PTV) Inlets ...	81		
Purged Packed Inlets	88		

Agilent CrossLab GC Parts and Supplies	192	Applications	500
Product Introductions.....	193	Environmental	501
Supplies for Bruker, Varian GC Systems.....	206	Hydrocarbons.....	501
Supplies for PerkinElmer GC Systems.....	221	Pesticides and Herbicides.....	506
Supplies for Shimadzu GC Systems.....	227	Semivolatiles.....	532
Supplies for Thermo Scientific GC Systems.....	234	Volatiles	544
Supplies for CTC GC Autosamplers	239	Air Analysis.....	549
Agilent J&W GC Columns	240	Food, Flavor and Fragrance	554
Column Selection	247	Energy and Fuels.....	576
Column Selection Principles	247	Industrial Chemical.....	602
GC Column Application and Method Guides	262	Forensic Toxicology and Pharma.....	635
Agilent J&W Ultra Inert GC Columns.....	286	Indices	652
Agilent J&W High Efficiency GC Capillary Columns	293	Ordering Information	684
Low-bleed GC/MS Columns	294		
Premium Polysiloxane Columns.....	318		
Polyethylene Glycol (PEG) Columns	351		
Specialty Columns	362		
PLOT Columns	420		
Columns with Non-Bonded Stationary Phases.....	441		
Guard Columns.....	445		
LTM Column Modules	447		
Fused Silica Tubing	464		
Stainless Steel Tubing.....	469		
Packed GC Columns	470		
Custom GC Column Ordering.....	481		
GC Column Test Standards.....	482		
Column Installation and Troubleshooting.....	484		



PUT MORE THAN 40 YEARS OF RELENTLESS INNOVATION BEHIND YOUR EVERY RESULT

By continually raising the standards for technologies that support your routine analyses, Agilent's R&D efforts have led to breakthroughs such as:

- **New GC columns** that help you achieve higher levels of inertness and column-to-column reproducibility
- **LC column choices** that deliver the sensitivity and reliability you need for demanding applications
- **Cutting-edge sample preparation products** that promote reliable extraction and concentration
- **Fresh atomic and molecular spectroscopy ideas** for identifying and confirming targets and unknowns

Longtime Agilent customers have experienced our commitment firsthand. And now, we look forward to demonstrating how Agilent's approach to relentless innovation can work to your advantage, too.



CHEMICAL ANALYSIS SOLUTIONS

Food

From high-volume pesticide screening in food products to rapid identification of pathogens, Agilent understands the analytical needs of food producers, shippers, and regulators. Utilizing our easy-to-use analyzers and updated screening libraries, customers can quickly develop robust and reliable methods. Agilent's leading gas chromatography and mass spectrometry systems are widely regarded as valuable food testing techniques for an array of different analyses.

Environmental

Agilent offers more than 40 years of environmental testing and regulatory expertise. We help government and private labs with the full range of assays, from routine testing of soils for heavy metals to detection of pharmaceuticals in groundwater, in concentrations down to parts per trillion.

Energy & Chemicals

Agilent collaborates closely with process industry customers to offer analytical systems that meet their needs for separation, detection, throughput, and support. We'll even preconfigure custom or standard analyzers so they arrive at the lab ready-to-go. From crude oil, natural gas, and refining, to specialty chemicals and alternative fuels, Agilent provides the latest technologies and solutions to increase quality, safety, and profitability for energy and chemical labs, while meeting the industry's stringent quality requirements. Agilent leads the way in ASTM collaborations that have evolved – and will continue to evolve – into industry standards.

Forensics


Whether testing for poisons in a forensics investigation, screening athletes for performance enhancing drugs, analyzing samples for recreational drugs, or checking a crime scene for explosive residue – lives and professions may be dependent on the accuracy of your equipment. Agilent Technologies leads the industry with a comprehensive portfolio of workflow solutions that provide the ability to identify, confirm and quantify thousands of substances.

Lab Informatics

The ways labs capture, analyze and share data profoundly affect their efficiency. Agilent offers a rich, integrated suite of software products built on customer-driven architectural values with the Agilent OpenLAB Software Suite. OpenLAB delivers superior performance and connection across multiple systems, providing open systems integration and investment protection. Our commitment is to deliver more value across each step in the life cycle of scientific data – from data collection and analysis to interpretation and management.

Materials Science

Agilent offers a newly expanded portfolio of instruments used for the research, manufacturing and testing of advanced materials, from precision optics to pulp and paper. Tools for atomic spectroscopy, molecular spectroscopy, chromatography, and X-ray crystallography all support continuous progress in materials science.



LIFE SCIENCE SOLUTIONS

Biopharmaceutical

Biotherapeutics have enormous potential to improve human health, with growing numbers of protein and antibody therapeutics to address unmet medical needs. At every development stage, from disease research to QA/QC and manufacturing, Agilent can help you make the right choices for moving therapeutics to market. We understand the biopharmaceutical workflow so our product families work together seamlessly, as engines of research, discovery, and development. Agilent columns deliver complete characterization of biomolecules using reversed-phase, size exclusion, ion exchange, and affinity chromatography. Our bio-inert supplies ensure that every part of your workflow delivers the performance you need to optimize your bio-separation.

Pharmaceutical

You need the most efficient processes to evaluate drug candidates, determine efficacy, and ensure safety and compliance during development and manufacture. Agilent has worked with pharma companies for many years to ensure reliability and reproducibility for regulatory compliance, from lab-to-lab and around the world. Our pharma solutions provide high-throughput capability at every stage of the product lifecycle, with automated sample prep, industry-leading U/HPLC systems, the largest family of Fast LC columns, open access LC/MS, spectroscopy, and automated dissolution. A complete family of LC supplies and lamps help optimize every analysis and take day-to-day lab efficiency one step further.

Proteomics

Research into how large sets of proteins affect the health of an organism requires special sets of analytical tools. Agilent has built a formidable arsenal of liquid chromatograph/mass spectrometers, bioinformatics systems, multiple affinity protein removal columns, and OFFGEL electrophoresis for protein identification and protein biomarker discovery. Accurate-Mass mass spectrometry and the microfluidic HPLC-Chip/MS are two Agilent innovations speeding the work of proteomics researchers around the globe.

Metabolomics

Collections of small molecules are increasingly being seen as rich sources of biomarkers, but studying metabolites presents many challenges. The need for speed, accuracy, and powerful interpretation capabilities in looking at chemical profile snapshots is underscored because molecules are constantly entering, leaving or changing within the metabolome. Agilent's GC, LC, and MS portfolios, along with our excellent bioinformatics offerings, user-customizable METLIN metabolite database for LC/MS, and the industry's first commercial GC/MS retention time locked metabolite library align well with the needs of metabolomics researchers.

Genomics

Agilent is a global leader in microarrays, scanners, and NGS reagents used in a wide variety of genomic-based disease research experiments. Our SureSelect and HaloPlex Target Enrichment Systems dominate the category, streamlining next generation sequencing studies. Agilent offers a wide range of catalog CGH and gene expression microarrays and a highly-developed capability to produce custom arrays using our free online design tool, SureDesign. All Agilent microarrays feature highly sensitive, selective 60-mer probes, and, with as many as eight arrays printed on a slide, the cost per sample is cost-efficient.

Life Science Informatics

Mirroring its extensive instrument portfolio, Agilent offers the industry's most extensive suite of bioinformatics software, helping users derive knowledge from complex genomic, proteomic, metabolomic and other biological data. SureCall and CytoGenomics software analyzes NGS and aCGH data and the GeneSpring suite provides multi-omic analysis and visualization capabilities to help compare complex datasets to explore biological questions from multiple perspectives. The GeneSpring suite includes the GX module for microarray-based gene expression and genotyping data, the PA module for Pathway Analysis and multi-omic analysis and the MPP software, which analyzes mass spec data from proteomics and metabolomics experiments.

Lab Automation

To meet the skyrocketing demand for more throughput and automation, Agilent has substantially expanded its lab automation offerings. The Agilent line of liquid handlers and microplate processors are designed to streamline high-volume life science workflows. Agilent is also continually upgrading its advanced autosamplers for LC, GC, LC/MS and GC/MS, adding functionality and speed to reflect the performance of its advanced instruments.

Vacuum Technology

Agilent works with customers to solve vacuum challenges from experiments in high-energy physics to developing systems for nanotechnology. Agilent manufactures vacuum systems used in its own mass spectrometry instruments as well as those of other manufacturers. Agilent's vacuum technology has been proven by the most powerful physics experiment ever built, CERN's Big Bang machine, which was used in the discovery of the Higgs boson.



Get the Agilent Service Guarantee

Should your instrument require service while covered by an Agilent Advantage service agreement, we guarantee repair or we will replace your instrument for free.

No other company offers this level of commitment to keep your lab up and running at peak efficiency.

Agilent Service and Support for Instrument Systems

Focus on what you do best

For over 40 years, Agilent has been building and maintaining the instruments you count on to stay competitive and successful. Trust us to protect your investment with a broad portfolio of services, backed by a global network of experienced service professionals dedicated to the productivity of your lab.

Agilent Advantage Service Plans

The best service available for your Agilent instruments

Agilent offers a flexible range of service plans so that you can choose the level of coverage that is best for your lab.

- **Agilent Advantage Gold** – Priority-one coverage for ultimate uptime and productivity
- **Agilent Advantage Silver** – Comprehensive coverage for dependable laboratory operations
- **Agilent Advantage Bronze** – Total repair coverage at a fixed annual price
- **Agilent Repair Service** – Basic coverage for reliable instrument repair

Agilent Advantage service plans include Agilent Remote Advisor for real-time remote monitoring and diagnostics. Through secure internet connections, you can interact with Agilent service professionals, receive detailed asset reports, and configure text or email alerts to notify you before problems occur – helping you to maximize instrument uptime and optimize laboratory workflows.

And for Agilent-quality service on analytical instruments from other leading manufacturers, Agilent CrossLab services offer the same quality coverage you have come to expect from the expert Agilent engineers you know and trust.



Laboratory decision makers and users ranked Agilent as their first choice for general laboratory compliance services.

Agilent Compliance Services

Equipment qualification that meets the most stringent requirements

Enterprise Edition Compliance was developed to streamline qualification delivery compliance across your entire lab. Used worldwide in regulated labs, including standards organizations and regulatory agencies, Enterprise Edition enables you to:

- Improve qualification efficiency by harmonizing protocols across platforms to ensure greater efficiency and minimize regulatory risk
- Standardize your entire compliance operation with robust test designs that work with all your instruments
- Add, remove or reconfigure tests based upon your unique user requirements
- Reduce staff review time significantly with consistently formatted, computer generated, tamper-proof reports

Agilent Education and Consulting Services

Our best minds, working for you

Make the most of your instrument with training and consulting from the same experts who designed the instruments, software and processes you use every day.

- Classroom, online, and on-site training in instrument operation, troubleshooting and maintenance
- Customized consulting services to meet your lab's unique needs

The Agilent Value Promise – 10 Years of Guaranteed Value

In addition to continually evolving products, we offer something else unique to the industry – our 10-year value promise guarantee. The Agilent Value Promise guarantees you at least 10 years of instrument use from your date of purchase, or we will credit you with the residual value of the system toward an upgraded model. Not only does Agilent ensure a reliable purchase now, but we also ensure that your investment is just as valuable in the future.


For more detailed information, please go to www.agilent.com/chem/services or contact your local Agilent Services and Support representative.



Technical Support at work for you

Have a hardware, software, application, instrument repair or troubleshooting question? Agilent's technical experts are available to answer your questions. With years of laboratory experience, our technical support specialists can provide in-depth knowledge and experience.

For questions pertaining to supplies found in this catalog, contact your local Agilent office or Authorized Agilent Distributor or visit www.agilent.com/chem/techsupport



Need more information?

Visit www.agilent.com/chem/contactus to:

- Locate your nearest Agilent office or distributor for expert technical support.
- Get fast sales and product assistance by phone. Simply use the scroll-down menu to select your country.
- Receive email assistance using our convenient online forms.

Agilent GC and GC/MS Systems

Achieve the highest level of Productivity and Performance

The industry leader in Gas Chromatography

The Agilent 7890B GC

Gives you everything you need to take your lab to the next level of performance, including advanced separation capabilities and powerful productivity tools.



The Agilent 7820A GC

An affordable, high-quality solution for small- to medium-sized labs that require routine analyses using standard GC methods.

The Agilent 6850 Series II GC

An excellent choice for any laboratory where bench space, ease of use, and independent channel flexibility are important.



The Agilent 7697A Headspace Sampler

The new 7697A Headspace Sampler from Agilent uses advanced designs based on our industry-leading gas chromatography architecture.

The broadest selection of GC and GC/MS systems, support, and supplies in the industry

The Agilent 490 Micro GC and 490-PRO



The right GC solution if you want the ability to measure anywhere, and get the results you need in seconds.

The customer-proven worldwide bestseller, Agilent 5977 Series GC/MSD

5977A GC/MSD



Superior performance, reliability, and productivity with industry-leading 7890B GC.

5975T LTM GC/MSD



Compact, transportable GC/MS with fast, lab-quality performance.

5977E GC/MSD



Affordable GC/MSD with economical 7820 GC.

More GC/MS/MS choices to suit your applications and budgets



Agilent 7010 Triple Quadrupole GC/MS

For laboratories preparing to measure tomorrow's regulated levels today, the 7010 Triple Quadrupole GC/MS delivers uncompromising results. It is well suited for high-volume labs that cannot afford downtime for routine maintenance.

Agilent 7000C Triple Quadrupole GC/MS – EASILY UPGRADABLE!

The most precise, reliable choice for laboratories that need a cost-effective, proven solution to meet today's LODs.



Your choice for exceptional qualitative analysis, Agilent 7200 Q-TOF GC/MS

The world's first Q-TOF GC/MS combines the proven separation power of Agilent's 7890B GC with the high detection selectivity and accurate mass information of a TOF analyzer.



Customized to get you
on the **FAST TRACK**



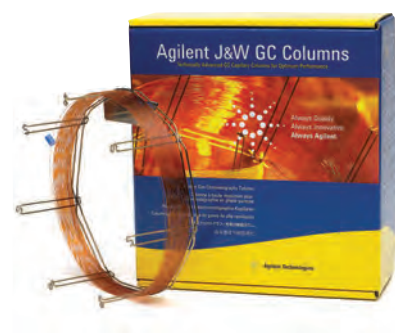
Agilent Analyzers and Application Kits

Bringing a new application online can stretch your lab to the limit. Agilent GC, Micro GC, GC/MS, and GC/MS/MS analyzers are factory preconfigured and pre-tested to get you up and running in the shortest possible time.

Agilent Gas Clean Filters

The Agilent Gas Clean Filter System provides enhanced gas quality for maximum productivity. Clean gases reduce the risk of column damage, sensitivity loss, and instrument downtime. Oxygen, hydrocarbons and moisture can cause loss of sensitivity and accuracy of the GC, and damage your column and consumables. Inserting a Gas Clean Filter System in the gas line immediately before the instrument inlet greatly reduces the level of impurities and helps you detect any problems before they occur.

Turn to page 164.



Ultra Inert GC Columns

The Agilent J&W Ultra Inert GC column family pushes industry standards for consistent column inertness and exceptionally low column bleed, resulting in lower detection limits and more accurate data for difficult analytes. And, each column is tested with the most demanding Ultra Inert test probe mixture in the industry, and an individual performance summary sheet is shipped with each column.

Turn to page 286.

For labs that need to perform trace level analysis on very active compounds, **Agilent Inert Flow Path solutions** ensure a reliably inert flow path for higher sensitivity, accuracy, and reproducibility.

Ultra Inert Liners

Agilent Ultra Inert Inlet liners provide a robust, reproducible and reliable inert flow path, even when containing wool. These liners are rigorously tested and certified to ensure exceptional batch-to-batch uniformity, low bleed and superior coverage, even with highly active compounds.

Turn to page 26.



Bulk GC Supplies

Ideal for high-usage laboratories, Agilent bulk gas chromatography supplies provide the high quality and consistency of Agilent chromatography supplies in convenient and economical packaging.

Turn to page 16.

Agilent CrossLab

Agilent CrossLab GC Supplies

CrossLab is a growing portfolio of supplies critical to instrument performance and productivity, regardless of the instrument manufacturer. They are backed by our risk-free, compatibility warranty for your confidence, not compromise. In the unlikely event of a problem, we guarantee:

- 90-day refund on supplies
- A technical support consultation
- Free instrument repair or service if required

CrossLab is more than supplies:

- Over 40 years of chromatography expertise
- The right supplies for both routine and challenging applications
- Hassle-free operations and reproducible results
- High-quality products manufactured to Agilent standards
- Technical and application support
- Dependable worldwide availability and delivery
- Convenience of consolidating purchasing
- 90-day risk-free money back guarantee

Confidence not Compromise

You've come to expect the highest quality from Agilent. Now we offer you that same confidence and quality in our CrossLab supplies, designed for other major brand instruments in your lab.

As further evidence of our confidence in these products, Agilent Services choose CrossLab supplies to service all major instrument brands.

With CrossLab, Agilent stands behind you, your instruments and your laboratory.



Agilent CrossLab GC supports instruments from Bruker/Varian, CTC, PerkinElmer, Thermo, Shimadzu, and more. The comprehensive range includes premium non-stick inlet septa, Ultra Inert inlet liners, liner O-rings, column ferrules and nuts, autosampler syringes, and vials and closures.

Turn to page 192.

Agilent Parts and Supplies

GC and GC/MS Maintenance Schedule

Item	Typical Schedule	Actions/Comments
Gas Management		
Gas purifiers (carrier gas and detector gas)	Every 6 to 12 months	Replacement schedule is based on capacity and grade of gas. In general, replace non-indicating traps every 6 to 12 months or when indicating traps start to change color.
Internal split vent trap	Every 6 months*	Replace to prevent material backing up into EPC control and to avoid costly repair.
External split vent trap	Every 6 months*	Replace to prevent sample analytes from escaping into the laboratory environment.
Flow meter calibration	Every 1 to 2 years	Re-calibrate electronic flow meters – follow recommended schedule for the unit (shown on the calibration certificate).
Sample Introduction and Inlets		
Syringes and/or syringe needles	Every 3 months*	Replace syringe if dirt is noticeable in the syringe, if it cannot be cleaned, if the plunger doesn't slide easily, or if clogged. Replace needle if septa wear is abnormal or the needle becomes clogged.
Inlet liner	Weekly*	Check often. Replace when dirt is visible in the liner or if chromatography is degraded.
Liner O-rings	Monthly*	Replace with every liner change.
Inlet septum	Daily*	Check often. Replace when signs of deterioration are visible (gaping holes, fragments in inlet liner, poor chromatography, low column pressure, etc.)
Inlet hardware	Every 6 months Every year	Check for leaks and clean. Check parts and replace when parts are worn, scratched, or broken.
Inlet gold or stainless steel seal	Monthly*	For highest level of reproducibility, change inlet seal with every liner change, but minimally replace monthly or when scratched, corroded, or if there is build-up of non-volatile sample components.

*Schedule is an approximation of average usage requirements. Frequency may vary widely based upon application and sample type.

(Continued)



GC and GC/MS Maintenance Schedule

Item	Typical Schedule	Actions/Comments
Columns		
Front-end maintenance	Weekly-monthly*	Remove 1/2 to 1 m from the front of the column when experiencing chromatographic problems (peak tailing, decreased sensitivity, retention time changes, etc.). Replace inlet liner and septum, and clean inlet as necessary. Guard column may be useful for increasing column lifetime.
Solvent rinse	As needed	Perform when chromatography degradation is due to column contamination. Only for bonded and cross-linked phases.
Replacement	As needed	Replace when trimming and/or solvent rinsing no longer restore chromatographic performance.
Ferrules	As needed	Replace when changing columns and inlet/detector parts.
Detectors		
FID/NPD jets and collector	As needed	Clean when deposits are present. Replace when they become scratched, bent, or damaged, or when having difficulty lighting FID or keeping flame lit.
NPD bead	As needed	Replace when signal drifts or there is a dramatic change in sensitivity.
FID	Every 6 months	Measure hydrogen, air, and makeup gas flows.
TCD	As needed	Thermally clean by "baking out" when a wandering baseline, increased noise, or a change in response is present. Replace when thermal cleaning does not resolve the problem.
ECD	Every 6 months or as needed	Wipe test. Thermally clean by "baking out" when baseline is noisy, or the output value is abnormally high. Replace when thermal cleaning does not resolve the problem.
FPD	Every 6 months or as needed	Measure hydrogen, air, and makeup gas flows. Clean/replace FPD windows and seals when detector sensitivity is reduced.
NCD and SCD	Every 3 months*	Change pump oil, oil coalescing filter and chemical trap.
Mass Selective Detectors		
Tune MSD	As needed	Keep plenty of PFTBA (p/n 05971-60571) on hand.
Check the calibration vial	Every 6 months	Vial can be refilled without venting the system.
Replace the foreline pump oil	Every 6 months	Check the fluid weekly. Change when the fluid becomes discolored or every 6 months.
Replace the diffusion pump fluid	Every year or as needed	Check the fluid weekly. Too little fluid will cause the pump to run at a higher temperature, resulting in degradation and loss of high vacuum. Change when the fluid is discolored or contains particulates.
Clean the ion source	As needed	Clean when performance deteriorates to remove contamination and to restore the electrostatic properties of the ion lens system. Replace scratched parts to maintain optimal performance.

*Schedule is an approximation of average usage requirements. Frequency may vary widely based upon application and sample type.

Bulk GC Supplies

Ideal for high usage laboratories, our bulk supplies provide the quality and consistency of Agilent chromatography supplies in convenient and economical packaging. We currently offer Agilent inlet liners, septa, gold inlet seals, and liner O-rings in bulk packaging.

- Economical and convenient packaging
- Overall cost of ownership reduced
- Same great quality Agilent products



Single taper splitless liner, no wool, 5190-2270



Ultra Inert gold plated seal and washer, 5190-6144











Liner O-rings, 5190-2269



Non-stick BTO septa, 5190-3157


Bulk GC Supplies

Description	Unit	Part No.
Ultra Inert Liners		
 Ultra Inert liner, low pressure drop, glass wool	100/pk	5190-3173
 Ultra Inert splitless liner, single taper, no wool	100/pk	5190-3170
 Ultra Inert splitless liner, single taper, glass wool	100/pk	5190-3171
 Ultra Inert split liner, straight, glass wool	100/pk	5190-3172
Liners		
 Single taper split liner, low pressure drop	100/pk	5190-2275
 Single taper splitless liner, no wool	100/pk	5190-2270
 Single taper splitless liner, glass wool	100/pk	5190-2271
 Double taper splitless liner, no wool	100/pk	5190-2272
Seals		
Ultra Inert gold plated seal, includes washer	50/pk	5190-6149
Certified gold plated seal kit, includes washer	10/pk	5190-2209
O-Rings		
Non-stick fluorocarbon O-ring for Flip Top	100/pk	5190-2268
Certified non-stick fluorocarbon O-ring	100/pk	5190-2269
Septa		
Non-stick BTO septa, 11 mm	400/pk	5190-3157
Non-stick Advanced Green septa, 11 mm	400/pk	5190-3158

Inlet Septa

Septa are available for a variety of different applications and have different upper temperature limits. Lower temperature septa are usually softer, seal better, and can withstand more punctures (injections) than their high-temperature counterparts. If septa are used above their recommended temperatures, they can leak or decompose, causing sample loss, lower column flow, decreased column life, and ghosting. To minimize problems:

- Use within the recommended temperature range
- Change regularly
- Install the retainer nut "finger tight"
- Use septum purge when available
- Use autoinjectors
- Use sharp syringe needles



Premium Non-Stick Septa

Agilent premium non-stick inlet septa are designed and manufactured to provide a reliable non-contaminating seal. Our tri-fold blister pack ensures that each septum remains clean and ready to use.

- Proprietary plasma treatment prevents sticking and unnecessary inlet cleaning
- Innovative blister packaging keeps each septum clean and ready for use
- Center point guides the needle for easy penetration, less coring and longer life
- Precision molding assures accurate fit in the inlet
- Each batch is tested for bleed on Agilent 7890 GC-FID
- Premium formulations selected for sealing and chromatographic cleanliness
- No need to bake septa before using



Inlet Septa

Summary of Premium Inlet Septum Characteristics

Septum Type	Bleed	Lifetime	Temperature Limits
Non-Stick BTO (Bleed and Temperature Optimized)	✓✓✓	✓	to 400 °C injection port temp
Non-Stick Advanced Green	✓✓	✓✓	to 350 °C
Non-Stick Long-Life	✓	✓✓✓	to 350 °C

✓✓✓ = best ✓✓ = very good ✓ = good

TIPS & TOOLS

Need inlet septa for your non-Agilent instruments? Check the Agilent CrossLab septa starting on page 199.





Inlet Septa

Non-Stick Bleed and Temperature Optimized (BTO) Septa

- Extended temperature range, lowest bleed
- Maximum injection port temperature 400 °C
- Plasma treatment eliminates sticking in the injection port
- Pre-conditioned; ready to use
- Blister packaging for cleanliness and convenience
- Ideal for use with low-bleed, "Mass Spec" capillary columns

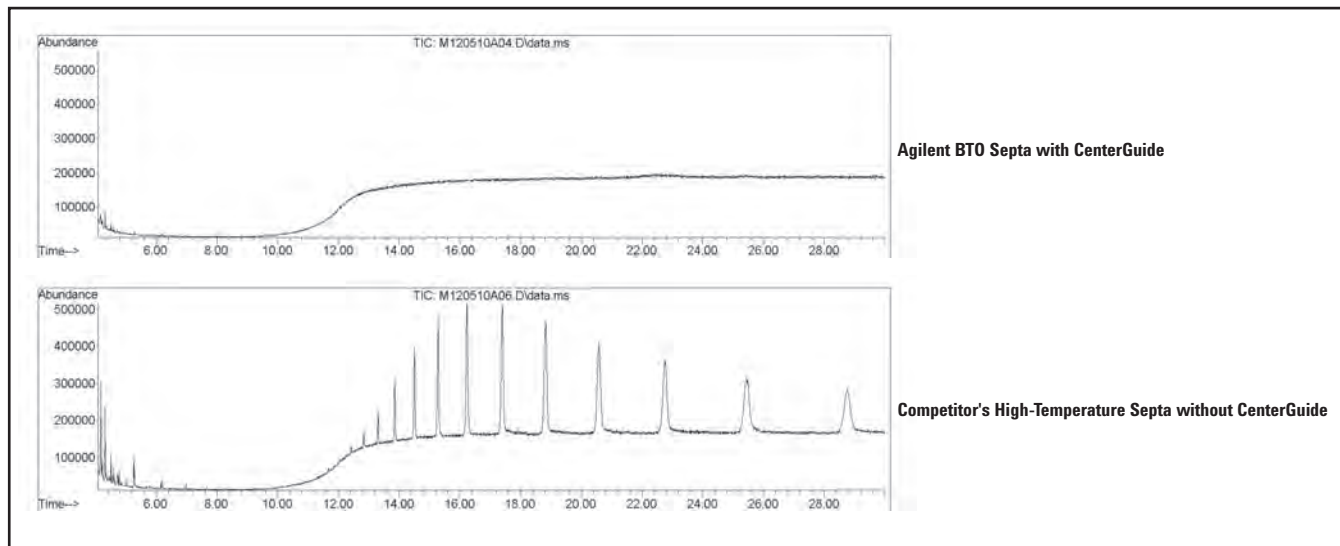


BTO septa, 5183-4757

Non-Stick Bleed and Temperature Optimized (BTO) Septa

Description	Unit	Part No.
Non-stick bleed and temperature optimized (BTO) septa, 11 mm	50/pk	5183-4757
Non-stick bleed and temperature optimized (BTO) septa, 11 mm	100/pk	5183-4757-100
Non-stick bleed and temperature optimized (BTO) septa, 11 mm	400/pk	5190-3157
5 mm septa through-hole for on-column, in glass jar	50/pk	5183-4758

Comparison of septum purity: TIC profile of isooctane extractions



Non-Stick Advanced Green Septa

- True long-life, high temperature green septa
- More injections per septum
- Plasma treatment eliminates sticking in the injection port
- Maximum injection port temperature 350 °C
- High-performance alternative to competitors' "green" septa
- Blister packaging for cleanliness and convenience

Non-Stick Advanced Green Septa

Description	Unit	Part No.
11 mm septa	50/pk	5183-4759
11 mm septa	100/pk	5183-4759-100
11 mm septa	400/pk	5190-3158
5 mm septa through-hole for on-column, in glass jar	50/pk	5183-4760



Advanced green septa, 5183-4759

Non-Stick Long-Life Septa

- The preferred septa for autosamplers
- Pre-pierced for extended life and reduced coring
- Ideal for overnight runs
- Up to 400 injections per septum
- Plasma treatment eliminates sticking
- Maximum injection port temperature 350 °C
- Soft, 45 durometer, easy on autosampler needles
- Blister packaging for cleanliness and convenience




Non-Stick Long-Life Septa

Description	Unit	Part No.
Non-stick long-life septa, 11 mm	50/pk	5183-4761
Non-stick long-life septa, 11 mm	100/pk	5183-4761-100
5 mm septa through-hole for on-column, in glass jar	50/pk	5183-4762



Long-life septa, 5183-4761

Septa Troubleshooting

Symptom	Possible Causes	Remedy
<p>Extra Peaks/Humps</p> 	<p>Septum bleed</p>	<p>Turn off injector heater. If extra peaks disappear, use septum specified for higher temperature or analyze at lower inlet temperature.</p>
<p>Baseline Change After Large Peak</p> 	<p>Large leak at septum during injection and for a short time thereafter (common with large diameter needles)</p>	<p>Replace septum and use smaller diameter needles.</p>
<p>Retention Times Prolonged</p> 	<p>Carrier gas leaks at septum or column connection</p>	<p>Check for leaks. Replace septum or tighten connections if necessary.</p>



General Purpose Septa

Agilent's general purpose septa are made from an enhanced injection-molded silicone rubber. The septa material, gray in color, is specified to withstand over 200 automatic injections at an injection port temperature of 350 °C.

General Purpose Septa

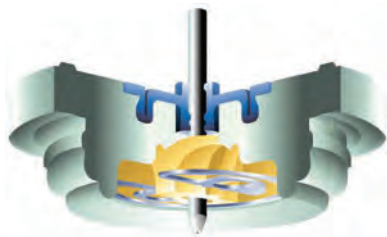
Description	Unit	Part No.
11 mm septa	50/pk	5080-8896-50
11 mm septa	100/pk	5080-8894-100
9.5 mm (3/8 in) septa*	50/pk	5080-8728-50
9.5 mm (3/8 in) septa*	100/pk	5080-8728-100
5 mm through-hole septa for on-column inlets, automatic or manual injections**	25/pk	5181-1260
5 mm septa for high column backpressure, on-column inlets**	25/pk	5181-1261

*For 5700 series and 5830/40 GCs

**5 mm septa are packaged in glass jars



General purpose gray septa



Merlin Microseal

- Low bleed, longer life alternative to standard septa for split/splitless injection and SPME
- Requires 23-gauge syringe needle
- Has a lifetime of more than 2000 injections, depending on samples and operating conditions
- Greatly reduced instrument downtime for septa changes and injection port liner changes due to septa particulates
- Two distinct sealing mechanisms: double O-ring type seal around the syringe needle and spring assisted duckbill to seal the injection port
- Temperature range 50-400 °C

Merlin Microseal

Description	Part No.
Merlin Microseal SPME replacement seal, 23-gauge, 1/pk	392609902
General Purpose Merlin Microseal (3-100 psi)	
Merlin Microseal starter kit, general purpose Includes Microseal septum and nut	5182-3442
Merlin Microseal general purpose replacement septum 3-100 psi	5182-3444
Merlin Microseal high pressure nut	5182-3445
High sample volume septum kit Contains general purpose Merlin Microseal, six 23-gauge syringes, 500 vials and caps	5181-8839
Low Pressure Merlin Microseal (1-45 psi)	
Merlin Microseal kit, low pressure Includes nut and septum	5181-8816
Merlin Microseal kit, low pressure Includes nut and 2 septa	5181-8833
Merlin Microseal low pressure replacement septum	5181-8815
Microseal PTFE nut liners, 2/pk	5182-0853

(Continued)

Merlin Microseal

Description	Part No.
For Bruker/Varian GCs*	
Merlin Microseal SPME kit, 1079 23-gauge, 1/pk	392609901
Merlin Microseal adapter kit for 1177 inlets Contains adapter, nut and general purpose Merlin Microseal septum	392609903
Syringes for Merlin Microseal	
Autosampler syringe, Gold Standard, 5 µL, 23-gauge	9301-0892
Autosampler syringe, Gold Standard plunger, 10 µL, 23-gauge	9301-0713
Autosampler syringe, Blue Line, 5 µL, 23-gauge	G4513-80213
Autosampler syringe, Blue Line, 10 µL, 23-gauge	G4513-80209

*Varian GC systems are now Bruker products

TIPS & TOOLS

Agilent Blue Line autosampler syringes are specifically designed to support the higher productivity features of the 7693A ALS, while increasing plunger life and reducing costly downtime. Learn more at www.agilent.com/chem/BlueLineSyringes





Inlet Liners

Injection port liners have a variety of features to help vaporize the sample so that a true representation of the sample enters the column. Additionally, Agilent liners are individually packaged to maintain cleanliness until used. The part number and lot are silk screened on the liner for quality control and user convenience, and lot tracking is available for quality assurance.

Liner Dimensions Driven by Inlet Operation

Well-controlled glass dimensions promote better liner-to-liner consistency, ensuring GC system accuracy and reproducibility. That is why Agilent liners are made to the following precise tolerances:

Outer Diameter (OD)

- Larger od liners fit tightly to improve analyte recovery and limit sample migration onto the inlet's metal surface. Ideal for splitless injection.
- Smaller od liners are less resistant to carrier and split flow inside the inlet. Best for split injection.

Internal Diameter (ID)

- Ensures that the sample vapor is small enough to fit within the volume of the liner.
- Prevents backflash, sample loss into the septum purge, and split lines – all of which can lower reproducibility and sensitivity.

TIPS & TOOLS

Clearly Better Inertness

Confidently quantify active analytes with industry leading Inert Flow Path solutions



- Agilent industry leading GC/MS instruments
- Ultra Inert columns
- Ultra Inert liners

To learn more and order your free poster, visit www.agilent.com/chem/inert

Length

- Regulates internal volume and ensures proper sealing between the septum and the inlet seal.
- Precise glass bumps on the bottom of the liner allow you to repeatably position the liner relative to the inlet bottom. This is especially critical if you install liners by measuring the distance from the O-ring to the top of the liner.

Tapers

None	Bottom Tapers	Dual Tapers
<ul style="list-style-type: none"> • Straight tubes used in split injection with autosamplers 	<ul style="list-style-type: none"> • Directs sample onto head of column and limits analyte exposure to bottom of inlet • Minimizes decomposition and discrimination 	<ul style="list-style-type: none"> • Contain sample within glass liner limiting contact with metal inlet surface • Thought to limit loss through septum purge

Glass Wool

- Less molecular weight discrimination
- Provides additional surface area for sample vaporization, increasing reproducibility
- Serves as a trap for non-volatiles

For split liners, Agilent specifies the placement of glass wool in the liner so that the syringe penetrates the glass wool, wiping the syringe, to provide the most repeatable results with Agilent autosampler and split/splitless inlet design thermal profile.

Agilent Ultra Inert deactivated liners are recommended for samples with active analytes – such as phenols, amines, organic acids, pesticides and drugs of abuse – that could be irreversibly adsorbed on active surfaces in the inlet.

Deactivation

Developed for your high sensitivity analyses, Ultra Inert deactivation provides extreme surface inertness – even for liners containing glass wool. Agilent Original deactivation is recommended for your everyday analyses. With use, even deactivated liners become active. Replace the liner regularly.

TIPS & TOOLS

Tight control of liner dimensions is critical to reproducibility of GC results.





Agilent Ultra Inert Liners

Ensure a reliably inert flow path – with or without glass wool

Whether you are analyzing difficult, active environmental samples or screening for drugs of abuse, our Ultra Inert Inlet liners help ensure an inert GC flow path for higher sensitivity, accuracy, and reproducibility, especially at trace levels.

For samples that contain active or labile compounds, labs typically use liners without wool to prevent degradation or loss of active analytes. However, with Agilent Ultra Inert deactivation, liners with wool are recommended for no loss of sensitivity. The benefits provided by wool, such as homogeneous sample mixing and vaporation, non-volatile residue trapping, and column and detector protection, are gained without compromising detection of active analytes. Plus, Ultra Inert liners are more stable than liners with other deactivations, as shown on the following page. More samples can be analyzed before inlet or column maintenance is required when using Ultra Inert liners with wool.



Certified performance

Each deactivation lot is certified to ensure efficient, consistent coverage using both acidic and basic probes at trace (2 ng) levels on-column. In addition, every liner is packaged with a Performance Certificate that you can peel and stick into your lab notebook for quick compliance reference.

Easy traceability: The deactivation lot number is printed directly on the Performance Certificate; the liner lot number and part number are permanently etched on glass.

Unequalled manufacturing and quality control deliver best-in-class liner deactivation performance

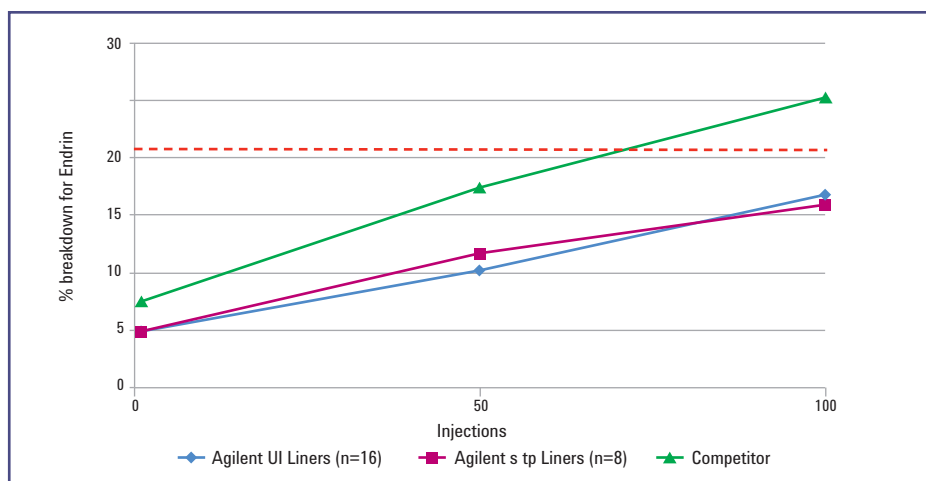
Agilent's proprietary manufacturing process produces Ultra Inert liners that are rigorously tested and certified to ensure exceptional batch-to-batch uniformity, low (to no) bleed or background contamination, and superior coverage – even with highly active compounds. This rigorous process includes:

- Lot testing to ensure reproducible deactivation coverage – and the stability of deactivation over time
- QC testing with probes specifically chosen to reveal activity
- A GC method that tests liner (not column or system) inertness
- The elimination of contamination – a common side effect of manufacturing and packaging



Touchless packaging – an Agilent exclusive – eliminates O-ring hassles

Ultra Inert Inlet liners are delivered in pharmaceutical-grade PTEG tubing approved by GC/MS extraction testing. But what really sets Agilent's packaging apart is a pre-installed O-ring that has been pre-cleaned, conditioned, and non-stick plasma treated. This unique touchless packaging allows you to quickly and easily install the new liner without searching for and installing the O-ring – saving time and improving productivity, without the risk of contamination from touching.



Agilent Ultra Inert Liners with wool are superior vs. the competition as shown in this endrin breakdown comparison.

To learn more about creating the most inert flow path, visit www.agilent.com/chem/inert



Single taper, Ultra Inert liner with glass wool, 5190-2293



Agilent Ultra Inert Liners

Agilent Ultra Inert Liners

Agilent Ultra Inert liners are the perfect companion to Agilent J&W Ultra Inert GC columns. They provide reproducible inertness liner after liner, maintained through a sequence of samples, and for a range of analytes. Agilent's Ultra Inert liners were developed – and are manufactured and certified – using a suite of tests specifically designed to ensure batch-to-batch uniformity.

- Exceptional batch-to-batch liner uniformity
- Low to no bleed or background contamination
- Superior coverage, allowing use of glass wool even with highly active compounds

Only Ultra Inert liners are delivered in Agilent's exclusive touchless packaging with a pre-cleaned, conditioned and non-stick plasma treated O-ring pre-installed. Touchless packaging aids in removal of the old liner, and easy installation of the new, clean, preconditioned liner – without risk of contamination from touching.



Agilent Ultra Inert Liners

Description	Volume (µL)	ID (mm)	1/pk	5/pk	25/pk	100/pk*
Split Inlet Liners						
Low pressure drop, Ultra Inert Liner with glass wool	870	4	5190-2295	5190-3165	5190-3169	5190-3173
Straight, Ultra Inert Liner with glass wool	990	4	5190-2294	5190-3164	5190-3168	5190-3172
Splitless Inlet Liners						
Single taper, Ultra Inert Liner	900	4	5190-2292	5190-3162	5190-3166	5190-3170
Single taper, Ultra Inert Liner with glass wool	900	4	5190-2293	5190-3163	5190-3167	5190-3171
Splitless, double taper Ultra Inert Liner, no wool	800	4	5190-3983	5190-4007		
Dimpled, splitless, Ultra Inert Liner	200	2	5190-2297	5190-4006		
Splitless, straight, Ultra Inert Liner	250	2	5190-6168			
Straight, Ultra Inert Liner	60	1	5190-4047			
Straight Ultra Inert Liner for SPME	35	0.75	5190-4048			

*The 100/pk is not in the Touchless packaging. O-rings must be purchased separately, p/n 5190-2269.

TIPS & TOOLS



Ultra Inert gold seals prevent active sites from ruining your analysis

Unlike traditional machined seals, Agilent Ultra Inert gold inlet seals are manufactured using metal injection molding, followed by gold plating to ensure a smooth, consistent surface. We then apply our Ultra Inert chemistry on the gold to produce a leak-free seal that reduces active analyte adsorption.

Turn to page 67 for ordering information.

Agilent Original Deactivation Split Liners

Agilent single taper split liners are made to strict dimension specifications for optimal inlet performance and feature the tightest tolerances for od, id, taper, and glass wool placement. For ease-of-use and reproducibility, some liners have a positioning bead, a restriction to secure the position of the glass wool, and a feature to consistently self-position to the recommended height. The liners also feature Agilent's Original proprietary deactivation.

Agilent Original Deactivation Split Liners

Description	Volume (µL)	ID (mm)	1/pk	5/pk	25/pk	100/pk
Single Taper Split Liners						
Single taper, glass wool, deactivated, low pressure drop	870	4	5183-4647	5183-4701	5183-4702	5190-2275
Single taper, glass wool, deactivated	870	4	5183-4711	5183-4712	5183-4713	
Straight Split Liners						
Straight, glass wool, non-deactivated	990	4	19251-60540	5183-4691	5183-4692	
Focus Liners						
Deactivated with glass wool	935	4		210-4004-5		
Tapered, deactivated with glass wool	880	4		210-4022-5		

TIPS & TOOLS


Agilent recommends part number 5190-2295 as the top split liner, and for splitless injection UI part number 5190-2293



Single taper split liner, 5183-4647, 5183-4711



Straight split liner, 19251-60540



Focus liners, 210-4004-5, 210-4022-5



View the Touchless Packaging demonstration video at www.agilent.com/chem/touchless

TIPS & TOOLS


To learn more about our comprehensive portfolio of Agilent CrossLab GC supplies – including our Agilent CrossLab original deactivation liners – go to www.agilent.com/chem/CrossLab



Agilent Original Deactivation Splitless Liners

Agilent Original Deactivation Splitless Liners

Description	Volume (μL)	ID (mm)	1/pk	5/pk	25/pk	100/pk
Single Taper Splitless Liners						
Single taper, deactivated	900	4	5181-3316	5183-4695	5183-4696	5190-2270
Single taper, inert	900	4	5181-3316i			
Single taper, glass wool, deactivated	900	4	5062-3587	5183-4693	5183-4694	5190-2271
Double Taper Splitless Liners						
Double taper, deactivated	800	4	5181-3315	5183-4705	5183-4706	5190-2272
Straight Splitless Liners						
Straight, deactivated, quartz	250	2	5181-8818	5183-4703	5183-4704	
Straight, non-deactivated, quartz	250	2	18740-80220	5183-4707	5183-4708	
Straight, non-deactivated	990	4	210-3003	210-3003-5		
Direct Inlet Liners						
Straight, non-deactivated (for gas samples, headspace, or purge & trap)	140	1.5	18740-80200	5183-4709	5183-4710	



Single taper splitless liner, 5181-3316, 5181-3316i



Single taper, glass wool splitless liner, 5062-3587



Double taper splitless liner, 5181-3315



Straight, non-deactivated, quartz splitless liner, 18740-80220, 5181-8818



Straight, non-deactivated splitless liner, 210-3003



Direct inject liner, 18740-80200

TIPS & TOOLS



Need inlet liners and O-rings for your non-Agilent instruments? Check out the Agilent CrossLab inlet liners.



Turn to page 193.



Agilent Specialty Injection Liners

Agilent Specialty Injection Liners

Description	Volume (µL)	ID (mm)	1/pk	5/pk	25/pk
MultiMode Inlet Heavy Matrix					
Dimpled					
Dimpled splitless single taper, deactivated	200	2	5190-2296		
Ultra Inert Deactivated Dimpled Liners					
Dimpled, splitless, Ultra Inert Liner	200	2	5190-2297	5190-4006	
Manual Injection					
Straight split liner with cup, glass wool, and packing, 18740-60840	800	4	18740-60840	5183-4697	5183-4698
SPME					
SPME, deactivated	70	0.75	5188-6471		
SPME, Ultra Inert deactivation	70	0.75	5190-4048		
Volatiles					
Volatiles Organic Analysis liner	60	1	5190-4047		



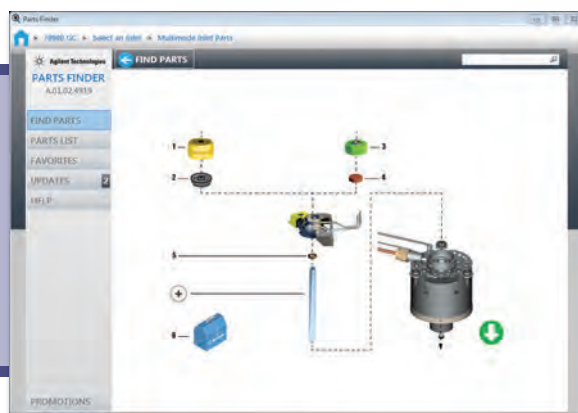
Single taper dimpled splitless liner, 5190-2296, 5190-2297




Straight split liner with cup, glass wool, and packing, 18740-60840


TIPS & TOOLS

With Agilent Parts Finder quickly locate replacement parts for your Agilent instruments. Finding and ordering a part is as simple as clicking on an instrument model, clicking to locate the part, adding the part to a parts list, and printing the list for easy ordering – go to www.agilent.com/chem/go2partsfinder





Single taper direct connect liner, G1544-80730



Dual taper direct connect liner, G1544-80700

Direct Connect

Description	ID (mm)	Part No.
Direct Connect		
Direct column connect	4	G1544-80730
Dual taper direct connect liner, splitless, Agilent proprietary deactivation	4	G1544-80700
Single taper direct connect liner, splitless, deactivated, inert	4	G1544-80731

Programmed Temperature Vaporization (PTV) Liners

Description	Volume (µL)	ID (mm)	Part No.
PTV Liners			
PTV liner, single baffle, glass wool, deactivated	180	2	5183-2038
PTV liner, single baffle, deactivated	200	2	5183-2036
PTV liner, multi baffled, deactivated	150	1.8	5183-2037
PTV liner, sintered glass, deactivated	112	1.5	5190-1426
Liners for High Temperature PTV Inlet, G3506A			
PTV liner, high temperature, quartz	713	3.4	5188-5313
PTV liner, high temperature, borosilicate	668	3.4	5188-5356

Liner O-Rings

- Liners are sealed in the inlet with O-rings or graphite seals
- Graphite seals are used when inlet temperatures exceed 350 °C
- Fluorocarbon O-ring seals are easier to replace than graphite that deforms and flakes apart

Only Agilent fluorocarbon liner O-rings are:

- Pre-cleaned, then conditioned to eliminate out-gassing of contaminants, which is especially important for trace, ECD and MSD analyses
- Plasma treated for a non-stick, contaminant-free surface that won't stick to the inlet metal surface
- Packaged for convenience and cleanliness in a novel dial package that delivers 1 clean O-ring at a time



Liner O-rings, 5188-5365

Liner O-Rings

Description	Unit	Part No.
Certified non-stick fluorocarbon O-ring	10/pk	5188-5365
	100/pk	5190-2269
Graphite O-ring for splitless liner	10/pk	5180-4173
Graphite O-ring for split liner	10/pk	5180-4168
Non-stick fluorocarbon liner O-ring for Flip Top	10/pk	5188-5366
	100/pk	5190-2268
High temperature PTV inlet liner fluorocarbon O-ring	10/pk	5188-5311



Non-stick fluorocarbon liner O-ring for Flip Top, 5188-5366



TIPS & TOOLS

Agilent's Ultra Inert GC liners are delivered in Touchless packaging with a certified, non-stick O-ring pre-installed.

Turn to page 28.



Capillary Column Ferrules and Nuts

Using the wrong ferrule or a worn-out ferrule to seal your column connection can result in inconsistent and unreliable chromatography. An improper ferrule can cause leaks, which allow air and other contaminants to enter the instrument through the column seal, causing major interference with column and detector performance.

For optimum performance, ferrules should be replaced every time the column is replaced and when performing column maintenance.

To minimize problems, follow these general techniques for ferrule installation:

- Don't overtighten – finger tighten the column nut, then use wrench to tighten
- Maintain cleanliness
- Bake out ferrules prior to use (polyimide and polyimide/graphite only)
- Avoid contamination, such as fingerprint oils
- Inspect used ferrules with magnifier for cracks, chips, or other damage before reusing them
- Change ferrules when new columns or injector/detector parts are installed

TIPS & TOOLS



Use Self Tightening column nuts with graphite/polyimide ferrules to provide a leak-free column connection, without the risk of overtightening.

Turn to page 40.



Self Tightening column nut

Ferrule Selection Recommendations

Ferrule Type	Upper Temp. Limit	Usages	Advantages	Limitations
Graphite (100%)	450 °C	<ul style="list-style-type: none"> • General purpose for capillary columns • Suitable for FID and NPD • Recommended for high temperature and cool on-column applications 	<ul style="list-style-type: none"> • Easy-to-use stable seal • Higher temperature limit • Can be removed easily 	<ul style="list-style-type: none"> • Not for MS or oxygen-sensitive detectors • Soft, easily deformed or destroyed • Possible system contamination
Polyimide/graphite (85%/15%)	350 °C	<ul style="list-style-type: none"> • General purpose for capillary columns • Recommended for MS and oxygen-sensitive detectors • Most reliable leak-free connection 	<ul style="list-style-type: none"> • Mechanically robust • Long lifetime 	<ul style="list-style-type: none"> • Not reusable • Flows at elevated temperature • Must re-tighten frequently
Polyimide (100%)	280 °C	<ul style="list-style-type: none"> • Isothermal operation • Can be reused or removed easily • Excellent sealing material when making metal or glass connections 	<ul style="list-style-type: none"> • Mechanically robust • Long lifetime • Can be reused or removed easily 	<ul style="list-style-type: none"> • Leaks after temperature cycle • Flows at elevated temperature • Must re-tighten frequently
UltiMetal Plus Flexible Metal Ferrules	450 °C	<ul style="list-style-type: none"> • Designed for Capillary Flow Technology fittings • Compatible with Agilent inlet and detector fittings • Suitable with MS interface using the swaging nut G2855-20555 	<ul style="list-style-type: none"> • Inert surface • Robust seal • Pre-swaged for precise height into fitting 	<ul style="list-style-type: none"> • Overtightening of stainless steel nut can damage fitting

TIPS & TOOLS

Look for the following signals that indicate ferrule damage:

- Background noise from oxygen diffusing into the system
- Column bleed catalyzed by oxygen
- Sample degradation
- Sample loss
- Increase in detector signal/noise
- Poor retention time reproducibility



Short and Long Ferrules

Short Ferrules (height 3 mm)



Polyimide/graphite ferrules, 5181-3323



Universal column nut, 5181-8830

Standard fitting for Agilent GC inlet and detectors (FID, NPD, ECD) column connections use short ferrules and the Universal nut

Long Ferrules (height 3.6 mm)



Pre-conditioned long ferrule for MSD connection, 5062-3508



MS interface column nut, 05988-20066

Pre-conditioned graphite/polyimide ferrules are recommended with MSD Interface nut



Column nut for long or long two-hole ferrules, 05921-21170

Alternative nut for Agilent standard inlet or detector fittings used with long graphite/polyimide ferrules

TIPS & TOOLS

Agilent's Self Tightening column nut eliminates the need for retightening once and for all

This unique, self tightening stainless steel GC column nut delivers a tight connection – without expensive upgrades or adapters – and gives you the advantages of:

- Reliable performance
- Less wasted time
- Ease of use
- Faster maintenance

Learn how to install a column using the Self Tightening column nut, visit www.agilent.com/chem/STnut



Capillary Column Ferrules – for use with most brands of column, including DB, HP, CP, VF and Select columns

Column ID (mm)	Ferrule Nom ID	UltiMetal Plus Flexible Metal Ferrule Part No.	Graphite Short Ferrule Part No.	Polyimide Short Ferrule Part No.	85% Polyimide/15% Graphite Short Ferrule Part No.	Pre-Conditioned Long Ferrule 85% Polyimide/15% Graphite for MSD connection Part No.
0.025-0.05	0.4		500-2114	5062-3515	5062-3516	5062-3507
0.075	0.4		500-2114	5062-3515	5062-3516	5062-3507
0.1-0.25	0.4	G3188-27501	500-2114	5181-3322	5181-3323	5062-3508
0.1-0.25*	0.5		5080-8853	5062-3513	5062-3514	5062-3508
0.32	0.5	G3188-27502	5080-8853	5062-3513	5062-3514	5062-3506
0.45	0.8	G3188-27503	500-2118	5062-3511	5062-3512	5062-3538
0.53	0.8	G3188-27503	500-2118	5062-3511	5062-3512	5062-3538

*FactorFour, CP and VF brand columns made prior to 2013 have a larger od and require a 0.5 mm ferrule. The column test chromatogram confirms the ferrule size needed.

Specialty Application Capillary Column Ferrules

Column ID (mm)	Ferrule Nom ID	UltiMetal Plus Flexible Metal Ferrule Part No.	Graphite Short Ferrule Part No.	Polyimide Short Ferrule Part No.	85% Polyimide/15% Graphite Short Ferrule Part No.	Pre-Conditioned Long Ferrule 85% Polyimide/15% Graphite for MSD Part No.
0.32 CP-SilicaPLOT	0.8		500-2118	5062-3511	5062-3512	5062-3538
0.25 and 0.32 UltiMetal Plus column tubing		G3188-27505				
0.53 UltiMetal Plus column tubing		G3188-27506				
No hole					5190-4054	5181-3308

For additional capillary column ferrule selection, please refer to our CrossLab portfolio. **Turn to page 195.**



UltiMetal Plus Flexible Metal ferrules, G3188-27501



Polyimide ferrule, 5181-3322



Polyimide/graphite ferrules, 5181-3323



Graphite ferrules, 5080-8853



Polyimide/graphite ferrule, 5062-3514

Recommended MS Interface Connections

Description	Part No.
Recommended	
Nut	
Self Tightening column nut, for MS interface	5190-5233
Ferrule	
250 µm Polyimide/graphite ferrule, 10/pk	5181-3323
320 µm Polyimide/graphite ferrule, 10/pk	5062-3514
Tools	
MS interface column installation tool	G1099-20030
Column installation tool for 5975T	G3880-20030
Traditional	
Nut	
MS interface column nut, female	05988-20066
Ferrule	
0.4 mm Polyimide/graphite ferrule, 10/pk	5062-3508
0.5 mm Polyimide/graphite ferrule, 10/pk	5062-3506
Tools	
MS interface column installation tool	G1099-20030
Column installation tool for 5975T	G3880-20030
Alternative	
Nut	
Swaging nut, for MS interface with Flexible Metal ferrules	G2855-20555
Ferrule	
UltiMetal Plus Flexible Metal ferrule with 0.4 mm id, 10/pk	G3188-27501
UltiMetal Plus Flexible Metal ferrule with 0.5 mm id, 10/pk	G3188-27502
Tools	
Ferrule pre-swaging tool	G2855-60200

TIPS & TOOLS

Tips and tricks for making better connections...




Watch the animation that shows how to make better column connections in a GC or GC/MS, at www.agilent.com/chem/mbcvideo



Recommended Inlet Connections

Description	Part No.
Recommended	
Nut	
Self Tightening column nut, for inlet/detector	5190-6194
Ferrule	
250 μ m Polyimide/graphite ferrule, 10/pk	5181-3323
320 μ m Polyimide/graphite ferrule, 10/pk	5062-3514
Tools	
Column installation pre-swaging tool, graphite ferrules	G3440-80217
Traditional	
Nut	
Universal column nut, 2/pk	5181-8830
Ferrule	
250 μ m Polyimide/graphite ferrule, 10/pk	5181-3323
320 μ m Polyimide/graphite ferrule, 10/pk	5062-3514
Tools	
Column installation pre-swaging tool, graphite ferrules	G3440-80217
Inert Flow Path	
Nut	
Column nut for long or long two-hole ferrules	05921-21170
Ferrule	
UltiMetal Plus Flexible Metal ferrule with 0.4 mm id, 10/pk	G3188-27501
UltiMetal Plus Flexible Metal ferrule with 0.5 mm id, 10/pk	G3188-27502
Tools	
Column installation pre-swaging tool, metal ferrules	G3440-80218



TIPS & TOOLS

Ensuring an inert GC flow path has never been more critical. Access IFP resources here:
www.agilent.com/chem/inertflowpath



GC Column Connection Supplies

The correct tools and supplies make proper GC column installation easier and ensure consistent, robust, leak-free connections and reliable results.

New Self Tightening column nuts have a unique, stainless steel design that delivers a tight connection – without expensive upgrades or adapters. An innovative spring-driven piston continuously presses against the short graphite/polyimide ferrule – maintaining a leak-free seal even after hundreds of injections. It is especially well suited for oxygen sensitive detectors, such as mass spec and ECD.



Self Tightening column nut



Self Tightening column nut, for MS interface, 5190-5233



Universal column nut, 5181-8830



MS interface column nut, 05988-20066



Column installation pre-swaging tool, metal ferrules, G3440-80218



Column installation pre-swaging tool, graphite ferrules, G3440-80217

Column Nuts

Description	Part No.
Short Nuts	
Self Tightening column nut, for MS interface	5190-5233
Self Tightening column nut, for inlet/detector	5190-6194
Universal column nut, 1/16 in hex, 2/pk	5181-8830
Finger tight column nut for 530 µm columns*	5020-8293
Finger tight column nut for 320 µm columns and smaller*	5020-8292
Blanking plug, finger tight style	5020-8294
6850 column nut, 2/pk	5183-4732
Extended column nut, VI inlet	G3504-20504
High Temperature SimDis PTV inlet, 4 mm hex	5188-5312
Long Nuts	
MS interface column nut, female	05988-20066
Column nut for long or long two-hole ferrules	05921-21170
Accessories	
Swaging nut, for MS interface with Flexible Metal ferrules	G2855-20555
Open end wrench, 1/4 and 5/16 in	8710-0510
Column installation pre-swaging tool, metal ferrules	G3440-80218
Column installation pre-swaging tool, graphite ferrules	G3440-80217

*For use with graphite ferrules only

Specialty Ferrules, 85% Polyimide/15% Graphite

Ferrule ID (mm)	Column ID (mm)	Unit	Part No.
Two Hole			
0.5	0.1	10/pk	5181-3388
0.5	0.10, 0.20, 0.25	10/pk	5062-3580
0.5	0.32	10/pk	5062-3581
No Hole			
Capillary column long ferrule		10/pk	5181-3308
Capillary column short ferrule		10/pk	5190-4054
High Temperature PTV Inlet SS/Graphite			
0.4	0.32	10/pk	5188-5315
0.4	0.53	10/pk	5188-5314

Straight Ferrules

Description	Unit	Part No.
1/4 in PTFE	10/pk	0100-1378
1/4 in Graphite	10/pk	0100-1324
1/8 in PTFE	10/pk	0100-1365
1/8 in Graphite	10/pk	0100-1325
1/8 in 85% Polyimide/15% graphite	10/pk	0100-1332
1/16 in PTFE	10/pk	0100-1375
1/16 in Graphite	10/pk	0100-1326
1/16 in VG-2 Polyimide/40% graphite	10/pk	0100-1379
1/4 in 85% Polyimide/15% graphite	10/pk	0100-1331



1/8 in 85% Polyimide/15% graphite, 0100-1332

Reducing Ferrules

Description	Unit	Part No.
1/8 to 1/16 in Polyimide	10/pk	0100-1342
1/8 to 1/16 in VG-1 Polyimide, 15% graphite	10/pk	0100-1344
1/16 in to 0.4 mm VG-2 Polyimide, 40% graphite	10/pk	0100-1381

Ferrules for LTM Rapid Heating/Cooling System

Description	Original Design (5/pk)	2010+ Ultimate Union (10/pk)
For use with 0.25-0.4 mm id LTM columns	5190-1437	G3188-27501
For use with 0.4-0.5 mm id LTM columns	5190-1438	G3188-27502
For use with 0.5-0.8 mm id LTM columns	5190-1439	G3188-27503



UltiMetal Plus Flexible Metal ferrules, G3188-27501

Ferrules and Nuts for NCD and SCD

Description	Part No.
Spare column nut and ferrule kit	G6600-80018

Capillary Flow Technology Supplies

Agilent offers a family of GC accessories based on our proprietary Capillary Flow Technology. These accessories increase system productivity and performance:

- Deans switch device simplifies the analysis of complex samples
- Purged Effluent Splitter for inert, leak-free column effluent splitting



Ultimate Union

Ultimate Union

The Ultimate Union is part of Agilent's Capillary Flow Technology family, providing extremely low dead volume column connections. Like the QuickSwap, Deans Switch and Purged Effluent Splitter, the Ultimate Union uses special fittings and SilTite ferrules to create an inert, leak-free and robust seal that doesn't need re-tightening after temperature cycles.

Each Agilent Ultimate Union kit contains:

- 1 Union (your choice of UltiMetal Plus deactivated, or non-deactivated)
- 1 Oven wall clip
- 2 Internal nuts, p/n G2855-20530
- 1 Swaging nut, p/n G2855-20555
- 1 5/pk of UltiMetal Plus Flexible Metal ferrules for 0.25 mm column

Ultimate Union Kits, Fittings and Ferrules

Description	Part No.
Ultimate union kit, deactivated	G3182-61580
Ultimate union kit, non-deactivated	G3182-61581



TIPS & TOOLS

UltiMetal Plus ferrules can be used to install columns in the Split/Splitless inlet using the long column nut, p/n 05921-21170

Fittings, Ferrules and Supplies

For leak-free, low dead volume and inert column connections with capillary flow accessories, such as the Deans Switch or QuickSwap MS Interface, use SilTite ferrules and specified nuts. For Capillary Flow devices, use deactivated fused silica tubing. Do not use tubing that has been coated with stationary phase.

Fittings, Ferrules and Supplies

Description	Unit	Part No.
Internal nut		G2855-20530
Swaging nut, for MS interface with Flexible Metal ferrules		G2855-20555
Tee, inert		G3184-60065
Column storage fitting		G2855-20590
UltiMetal Plus Flexible Metal ferrule with 0.4 mm id	10/pk	G3188-27501
UltiMetal Plus Flexible Metal ferrule with 0.5 mm id	10/pk	G3188-27502
UltiMetal Plus Flexible Metal ferrule with 0.8 mm id	10/pk	G3188-27503
Ferrule pre-swaging tool		G2855-60200

Column/Retention Gap Installation Supplies

Description	Part No.
250 µm retention gap, one 5 m piece	160-2255-5
320 µm retention gap, one 5 m piece	160-2325-5
530 µm retention gap, 5 m length	160-2535-5
Fused silica, deactivated, 0.15 mm x 1 m	160-2625-1
Fused silica, deactivated, 0.15 mm x 5 m	160-2625-5
Fused silica, deactivated, 0.15 mm x 10 m	160-2625-10



Internal nut, G2855-20530



Swaging nut, G2855-20555



Tee, inert, G3184-60065



UltiMetal Plus Flexible Metal ferrules, G3188-27501



Ferrule pre-swaging tool, G2855-60200

Press-fit Capillary Column Connectors

In the past it was necessary to use press-fit connectors with specific dimensions to connect columns of those dimensions. Modern press-fit connectors are "laser-milled" to provide highly reproducible taper angles throughout the length of the press-fit, ensuring an excellent seal. Agilent's Press-fit capillary column connectors are treated with Agilent Ultra Inert deactivation to provide a robust and inert flow path.



Ultra Inert universal press fit connector, 5190-6979



Ultra Inert universal press fit Y-splitter, 5190-6980

Ultra Inert Press-fit Column Connectors

Description	Unit	Part No.
Ultra Inert universal press fit connector	10/pk	5190-6979
Ultra Inert universal press fit Y-splitter		5190-6980

Graphpak Capillary Connectors

Graphpak Capillary Column Connectors (2.5 mm)*

Column ID (mm)	Connector ID (mm)	Part No.
Capillary Detector Port Connector		
0.32/0.25	0.4	5021-7166
0.53	0.7	5021-7164
Capillary Divider for Simultaneous Sampling		
0.32/0.25	0.53	5021-7148
0.53	0.7	5021-7146
Capillary Injection Port Connector		
0.2	0.3	5021-7169
0.32/0.25	0.4	5021-7170
0.53	0.7	5021-7168

*The 2.5 mm Graphpak is not compatible with the Graphpak 2M used for the PTV.

Note: Order ferrules in addition to the connector to fit your column. Ferrules must be ordered separately.

Ferrules for Connectors

Column ID (mm)	ID (mm)	Unit	Part No.
0.2	0.3	10/pk	5021-7136
0.32/0.25	0.4	10/pk	5021-7137
0.53	0.7	10/pk	5021-7134
Graphpak plug ferrule		10/pk	5021-7133
Replacement Graphpak column nut		5/pk	5062-3525



Graphpak connector for Agilent capillary detectors



Graphpak divider for simultaneous sampling



Capillary injection port connector, 5021-7170



Large Valve Oven

The Agilent Large Valve Oven (LVO) for GC is a versatile, high capacity external oven, which can be configured to support complex, multi-valve GC applications. The LVO supports several standard Agilent multi-valve Analyzers such as RGA and NGA, and is also available as a highly customizable option on the 7890B GC. Precisely engineered for thermal isolation from the GC oven, the LVO provides a homogeneous isothermal environment for up to six columns and/or valves, and convenient open-access for maintenance, adjustment or customization. Accessibility, capacity and thermal uniformity make the Agilent LVO a premium GC valving option, especially suited to support the rising trend of combining multiple complex analysis on a single GC platform.

For more information please visit agilent.com/chem/largevalveoven

Valves and Loops

Gas Sampling General Purpose Valves

Description	Part No.
6-port replacement valve WE series, 400 psi, 225 °C	5062-9508
6-port replacement valve WE series, Hastelloy C, 400 psi, 225 °C	5062-9509
10-port replacement valve WE series, 400 psi, 225 °C	5062-9510
10-port replacement valve WE series, Hastelloy C, 400 psi, 225 °C	5062-9511
6-port replacement valve WT series, 300 psi, 350 °C	0101-0584
10-port replacement valve WT series, 300 psi, 350 °C	0101-0585
4-port replacement valve WE series, 400 psi, 225 °C	0101-0946
4-port replacement valve WT series, 300 psi, 350 °C	0101-0947
14-port replacement valve UWE series, Hastelloy C, 400 psi, 225 °C	0101-1472
14-port replacement valve UWE series, 400 psi, 225 °C	0101-1473
4-port replacement valve WE series, Hastelloy C, 400 psi, 225 °C	5062-3519



General purpose gas sampling valves

Liquid Sampling General Purpose Valves

Description	Part No.
0.2 µL replacement valve UWP series, 1,000 psi, 75 °C	0101-0636
0.5 µL replacement valve UWP series, 1,000 psi, 75 °C	0101-0637
1.0 µL replacement valve UWP series, 1,000 psi, 75 °C	0101-0638
0.5 µL replacement valve UWP series, 5,000 psi, 75 °C	0101-0639



General purpose liquid sampling valves

Replacement Rotors for Gas Sampling Valves

Description	Part No.
6-port replacement rotor WE series, 400 psi, 225 °C	5181-7459
10-port replacement rotor WE series, 400 psi, 225 °C	5181-7460
6-port valve, replacement rotor, WT series, 300 psi, 350 °C	1535-4952
10-port replacement rotor WT series, 300 psi, 350 °C	1535-4954
4-port replacement rotor WE series, 400 psi, 225 °C	5190-6981
14-port replacement rotor UWE series, 400 psi, 225 °C	5190-6982



Front ferrules, stainless steel, 5181-1292

Valve Supplies

Description	Part No.
1/16 in stainless steel nut, 10/pk	5181-1291
1/16 in front ferrule, stainless steel, 10/pk	5181-1292
Straight metering valve, 1/16 in, stainless steel, for LSVs as a sample-out restrictor or as a flow-balancer for 10-100 mL/min	0101-0355
Micrometering valve, std temperature, Viton O-ring, 225 °C max, for flow balancing gas flows of 2-175 mL/min	0101-0633
Micrometering valve, Hastelloy C body, Viton O-ring, 225 °C max, for flow balancing gas flows of 2-175 mL/min	G3440-20003
Micrometering valve, high temperature, Kalrez O-ring, 350 °C max, for flow balancing gas flows of 2-175 mL/min	0101-0948
Micrometering valve, UltiMetal + treated body, Viton O-ring, 225 °C max, for flow balancing gas flows of 2-175 mL/min	G3480-60663
Air driven valve actuator for Small Valve Oven (box), short shaft	19325-60660
Air driven valve actuator for Large Valve Oven (box), long shaft	G3507-60660
10-port Actuator limiter	18900-21000
14-port Actuator limiter (for LVO only)	G3480-20002
Angle metering valve, 1/16 in, stainless steel	0101-0403
7 µm gas line filter, 7 µm (filtering element) 1/8 in x 1/8 in connectors Swagelok type gas line filter (stainless steel)	0101-0532
2 µm (filtering screen) 1/8 in x 1/16 in connectors Valco type reducing gas line filter (stainless steel)	0101-1001
2 µm (filtering frit) 1/8 in x 1/16 in connectors Valco type reducing gas line filter (Hastelloy C)	G3440-20008
2 µm replacement 1/8 in frits in Hastelloy C for Valco type reducing gas line filter	G3440-20007

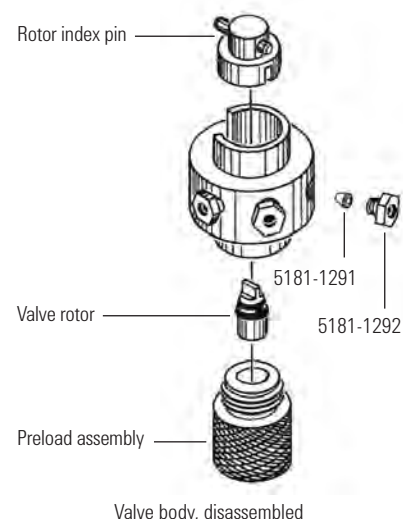

Valve Loops for GC

Includes loop, nut and ferrule, 1/16 in

Description	Stainless Steel Part No.	Nickel Part No.	Hastelloy Part No.	UltiMetal Plus Part No.
Sample loop, 0.25 cc	0101-0303	0101-0956		G1540-30024
Sample loop, 0.50 cc	0101-0282	0101-0957	G3440-20005	G1540-30025
Sample loop, 1.00 cc	0101-0299	0101-0954		G1540-30026
Sample loop, 2.00 cc	0101-0300	0101-0955		G1540-30027
Sample loop, 5.00 cc	0101-0301			G1540-30028
Sample loop, 10.00 cc	0101-0302			
Sample loop, 25 µL	0101-0304			
Sample loop, 50 µL	0101-0667			
Sample loop, 100 µL	0101-0666		G3440-20004	

Valve Tubing Assemblies

Description	Part No.	Stainless Steel Part No.	UltiMetal Plus Part No.	Nickel Part No.
A. Tube, 1/16 in, 0.010 in x 1000 mm		G3440-20033	G3440-60033	
B. Tube, 1/16 in, 0.031 in x 1000 mm		G3440-20035	G3440-60035	G3440-20037
C. Tube, 1/16 in, 0.010 in x 1000 mm w/adapter (Modified Detector Line)		G3440-60600	G3440-60610	G3440-60620
D. Tube, 1/16 in, 0.031 in x 1000 mm w/adapter (PPI Carrier Line)		G3440-60300	G3440-60310	
E. Tube, 1/16 in, 0.038 in x 975 mm, packed col line w/bulkhead		G3440-60336	G3440-60236	G3440-60136
F. Tube, 1/16 in, 0.010 in x 1000 mm, CPM		G3440-60333	G3440-60233	
Tube, 1/16 in, 0.020 in x 1000 mm, CPM		G3440-60334	G3440-60234	
Swaging nut (for CFT connections)	G2855-20555			
Internal nut (for CFT connections), 0.80 mm id for capillary column connections	G2855-20530			
Internal nut (for CFT connections), 1.65 mm id for 1/16 in tubing connections	G2855-20532			
Nut plate assembly for valve to column connection GC oven mounting (6 Pos.)	05890-80660			
Oven Right Side Nut Plate Assembly (8 Pos.)	G3440-81664			
Oven Left Side Nut Plate Assembly (8 Pos.)	G3440-81665			
UltiMetal Plus Flexible Metal 1/16 in ferrule, for 1/16 in tubing			G3188-20509	
UltiMetal Plus Flexible Metal ferrule with 0.4 mm id, for fused silica tubing 0.1-0.25 mm id, 10/pk			G3188-27501	
UltiMetal Plus Flexible Metal ferrule with 0.5 mm id, for fused silica tubing 0.32 mm id, 10/pk			G3188-27502	
UltiMetal Plus Flexible Metal ferrule with 0.8 mm id, for fused silica tubing 0.53 mm id, 10/pk			G3188-27503	
UltiMetal Plus Flexible Metal ferrule with no hole, 10/pk			G3188-27504	
UltiMetal Plus Flexible Metal ferrule with 0.5 mm id, for 0.25 and 0.32 mm id UltiMetal column tubing, 10/pk			G3188-27505	
UltiMetal Plus Flexible Metal ferrule with 0.8 mm id, for 0.25 mm and 0.32 mm UltiMetal column tubing, 10/pk			G3188-27506	





7693A Automatic Liquid Sampler

Sample Introduction Systems

7693A Automatic Liquid Sampler Replacement Parts and Supplies

To support the higher productivity, performance, and flexibility offered by the 7693A ALS, Agilent has expanded its supplies offering. Agilent Blue Line autosampler syringes are specifically designed to support the 7693A, while increasing plunger life and reducing costly downtime. For cost-conscious laboratories, economical shell vials and caps provide quality at an attractive price. Additional accessories, such as color-coded sample trays and vial caps, add to system ease-of-use.

7693A Replacement Parts and Supplies

Description	Unit	Part No.
Gripper finger caps	16/pk	G4514-60710
Injector mounting post		G4513-20561
Dual parking post for autosampler		05890-61525
Needle support insert, standard		G4513-40525
Needle support insert, on-column		G4513-40529
Vial rack, set of 3. Includes 3 white label tags		G4514-67505
Vial rack label kit		G4525-60701
Vial rack label kit, red	3/pk	G4525-60702
Vial rack label kit, yellow	3/pk	G4525-60703
Vial rack label kit, green	3/pk	G4525-60704

Wash Vials (also for standards, diluents)

Description	Unit	Part No.
4 mL wash vials with fill markings and caps	25/pk	5182-0551
Diffusion caps for 4 mL vials	12/pk	07673-40180
Septa for 4 mL vials*	144/pk	9301-1031
4 mL wash vial with screw caps	144/pk	9301-0723

*Septa for 4 mL vials should only be used for sample storage



Diffusion caps for 4 mL vials, 07673-40180

Automatic Liquid Sampler Supplies

Automatic Liquid Sampler Supplies

Description	Part No.
Screw for mounting syringe	07673-20570
Quadrant tray (4 tray sections)	18596-40015
7673 Basic Supply Kit Contains 6 10 μ L syringes, 23/26 gauge needles, 4 mL vials with diffusion caps (144/pk), 2 mL automatic sampler vials with screw caps (1,000/pk), GC septa (25/pk), vial racks (5/pk)	07673-60840

Bar Code Reader Labels

Description	Part No.
Labels numbered (1,000/roll)	
1 to 1,000	5958-9450
1,001 to 2,000	5958-9441
2,001 to 3,000	5958-9442
3,001 to 4,000	5958-9443
4,001 to 5,000	5958-9444
5,001 to 6,000	5958-9445





7697A Headspace Sampler

7697A Headspace Sampler Supplies

The new 7697A Headspace Sampler from Agilent uses advanced designs based on our industry-leading gas chromatography architecture. The headspace sampling technique allows introduction of volatile compounds to the GC or GC/MS from virtually any sample matrix, while leaving unwanted components in a disposable sample vial. With up to 111 sample vial positions and removable vial racks, the 7697A supports nearly continuous operation to satisfy even the busiest laboratory.

- Built-in legendary Agilent pneumatics for superior control and easier setup
- Proven valve and loop sampling technology
- Fully-automatic sample vial leak checking and available bar code reader help ensure greater confidence in results method compatibility
- Instrument control software that is fully integrated in Agilent data systems
- Resource conserving programmable instrument scheduler

7697A Headspace Replacement Parts and Supplies

Description	Part No.
Tray vial racks	G4556-60019
Vial rack label	G4556-90500
Split vent trap with 3 cartridges, 1/8 in Swagelok fitting	RDT-1020
Leak test kit	G4556-67010
Includes instruction sheet, no-hole ferrule, 1/8 in nylon tube fitting plug, headspace leak test vial, 1/16 in stainless steel ZDV plug, 11 mm low bleed septa (5/pk)	
UltiMetal Plus Inert sample probe	G4556-60125
6-port valve, replacement rotor, WT series, 300 psi, 350 °C	1535-4952
Standards	
OO/PV Headspace Sample	5182-9733
Contains 2 g/L t-butyl disulfide, 1,2-dichlorobenzene, and nitrobenzene in ethanol	

(Continued)

TIPS & TOOLS



The transfer line heater assembly is 1 m in length and accommodates the following tubing types:

- Fused silica capillary of 0.25 mm, 0.32 mm, and 0.53 mm id with maximum od of 0.67 mm
- Metal capillary of 0.53 mm id, such as Agilent UltiMetal or ProSteel, with maximum od of 0.67 mm

For one transfer line, a piece of fused silica or ProSteel approximately 1 m in length is required in addition to one ferrule and one nut and reducing union. Order a ProSteel sleeve to protect the transfer line when operating above 200 °C. ProSteel operated above 200 °C in the transfer line without the sleeve can permanently bind to the heated conduit tube.

7697A Headspace Replacement Parts and Supplies

Description	Part No.
Transfer Line Components	
Deactivated fused silica, 5 m length	
0.25 mm	160-2255-5
0.32 mm	160-2325-5
0.45 mm	160-2455-5
0.53 mm	160-2535-5
ProSteel deactivated stainless steel, 5 m length	
0.53 mm	160-4535-5
Polyimide sleeve for ProSteel	4177-0607
Polyimide ferrule, 5/pk, 0.50 mm, 0.80 mm	0100-2595
Polyimide, Valco ferrule, 5/pk	
Ferrule, low thermal mass, column id 320 μ m, 0.5 mm id, 5/pk	5190-1438
Ferrule, low thermal mass, column id up to 250 μ m, 0.4 mm id, 5/pk	5190-1437
Nut and reducing union for 6 port valve and transfer line connection	0100-2594
Septum nut, transfer line, split/splitless and multimode inlets	G3452-60835

G3520A XLSI Accessory Supplies

Description	Part No.
G3520A XLSI Accessory kit	
Ceramic wafer column cutter	5181-8836
Transfer line nut fitting	G3520-20210
Column storage fitting	G2855-20590
Magnifier, 3x, 6x, paddle, plastic	G2855-40001
Plug for microfluidic manifold or unions	G2855-60570
Ferrule pre-swaging tool	G2855-60200
Ultra Inert Straight 2.0 mm liner	5190-6168
Transfer line support bracket	G3504-60620



7697A Headspace Sampler



The 12-vial 7697A Headspace Sampler is compatible with Agilent 7820 Series GC systems, and will also work with Agilent 7890B Series GC systems

G1888A Network Headspace Sampler Supplies

Description	Part No.
Stainless Steel Sample Loops	
Certified sample loop, 1 mL, deactivated	5190-2265
Certified sample loop, 3 mL, deactivated	5190-2266
Sample loop, 1 mL, deactivated	2321700003
Sample loop, 3 mL, deactivated	2321700004
Probes and Unions	
Sample probe, deactivated	2322700011
M6 union, brass	2302533140
Union, zero dead volume, deactivated	2307230001
Union	2307232901
Transfer Line Needles and Unions	
Needle only, headspace transfer line, deactivated 0.5 mm od	2322590004
Needle only, headspace transfer line, deactivated 0.7 mm od	2322590005
Strain relief septum nut	6410090050
Tubing	
Tubing, solenoids to 6-port valve, deactivated	410105017
Tubing, probe to 6-port valve, deactivated	1300502506
Transfer line, 1.45 m	G1890-60000
Standards	
OO/PV Headspace Sample	5182-9733
Contains 2 g/L t-butyl disulfide, 1,2-dichlorobenzene, and nitrobenzene in ethanol	
PM Kits	
G1888A PM kit with 1 mL loop	G1888-60702
G1888A PM kit with 3 mL loop	G1888-60703
G1888A enhanced PM kit with valves, transfer line and vent tube	G1888-60704

G1883A Network Headspace Supplies

Description	Part No.
Needles	
Needle only, headspace transfer line, deactivated 0.5 mm od	2322590004
Needle for transfer line, 0.25 mm id, 0.5 mm od, nickel	301-016-HSP
Needle only, headspace transfer line, deactivated 0.7 mm od	2322590005
Needle for transfer line, 0.4 mm id, 0.8 mm od, nickel	301-015-HSP
Needle assembly vial probe, deactivated	232-2790012-EHS
Needle assembly vial probe, nickel	232-2790010-EHS
Fittings	
Union elbow M5	998-0000053-EHS
Transfer line nut	19258-20830
Transfer line ferrule	19258-20870
Union FF 6MB, 5-piece set	325-062-HSP
Union T6 MB, 5-piece set, brass	325-132-HSP
Union T5 MA	325-185-HSP
Valves	
Restrictor, stainless steel	321-002-HSP
Valve, solenoid vent Kalrez	3600500001
Valve, solenoid vial pressurization	3600500002
Tubing and Transfer Lines	
Sample loop, 1 mL, deactivated	2321700003
Sample loop, 1 mL, nickel	321-055-HSP
Sample loop, 2 mL, nickel	169-0013-HSP
Sample loop, 3 mL, deactivated	2321700004
Sample loop, 3 mL, nickel	321-056-HSP
Oven adapter for 10 mL vials	301-017-HSP
Tube, needle, 6-port valve, deactivated	301-212-HSP
Tube, needle, 6-port valve, nickel	301-169-HSP
Tube, vent-valve stainless steel	301-170-HSP
Sensor tube, 125 mm PTFE	321-057-HSP
Transfer line, deactivated, 1 m	301-211-HSP
Transfer line, 1 m, nickel	301-152-HSP
Transfer line, 80 cm, nickel	301-011-HSP
Repair, Leak Test, and OQ/PV Supplies	
Strain relief septum nut	301-205-HSP
Headspace leak test kit	G1888-60701
OQ/PV Headspace Sample Contains 2 g/L t-butyl disulfide, 1,2-dichlorobenzene, and nitrobenzene in ethanol	5182-9733



Agilent Vials and Closures for GC, GC/MS and GC/HS

Headspace Vials and Closures



Beveled-neck headspace vials are available in both 10 mL and 20 mL capacities, flat or rounded bottom. The 20 mm crimp caps provide a consistently secure seal. Agilent also offers cost-saving convenience packs with vials, caps, and septa packaged together.

- Certified for full warranted compatibility with Agilent autosamplers
- Choice of crimp or screw top vials
- Beveled top for maximum secure seal
- Two neck lengths available
- Choice of a pressure safety release cap at 45 psi
- Available in flat or rounded bottom designs



Clear headspace crimp top vials with graduation marks and write-on spot, 5190-2285



Amber headspace crimp top vials with graduation marks and write-on spot, 5190-2286

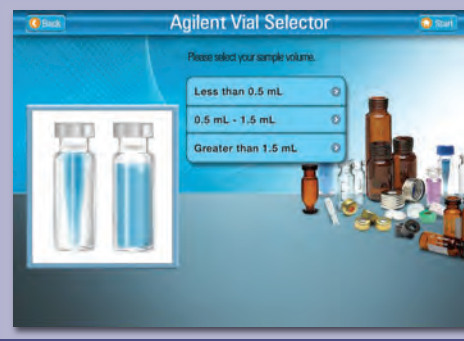
Certified Headspace Crimp Top Glass Vials

Description	Unit	Flat Bottom	Rounded Bottom
10 mL, 23 x 46 mm			
Clear	100/pk	5182-0838	5183-4475
Amber	100/pk	5067-0227	5190-2238
Clear, graduation marks and write-on spot	100/pk	5190-2285	
Amber, graduation marks and write-on spot	100/pk	5190-2287	
20 mL, 23 x 75 mm			
Clear	100/pk	5182-0837	5183-4474
Amber	100/pk	5067-0226	5190-2239
Amber, graduation marks and write-on spot	100/pk	5190-2286	
Clear, graduation marks and write-on spot	100/pk	5190-2288	

TIPS & TOOLS



Agilent has made vial, cap and septum selection easy with its new Interactive Vial Selection Tool, available online in both desktop and mobile versions. The tool identifies the right vial and closures for your particular application, and provides the rationale for the choices offered. Visit www.agilent.com/chem/SelectVials

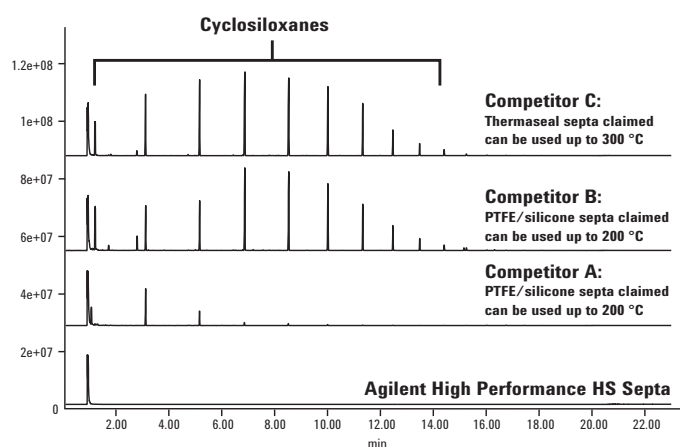


High Performance Septa

Agilent introduces the first septa that can withstand extreme temperatures and conditions for today's demanding headspace applications.

- Proven to withstand temperatures up to 300 °C with no degradation
- Leakproof
- Available in your choice of crimp or screw

Headspace screw top vial blank chromatogram comparison at 300 °C with different septa

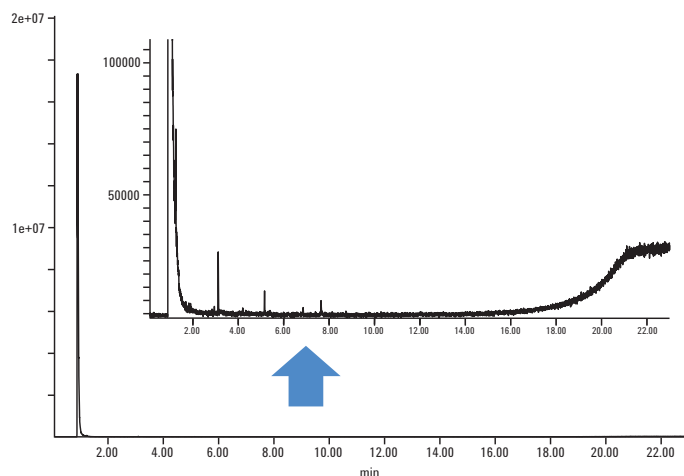


GC/MS conditions

Inlet:	Split mode w/ 10:1 ratio, 250 °C
Column:	DB-5ms Ultra Inert, 30 m x 0.25 mm, 0.25 µm, Constant flow: 2.5 mL/min
Oven:	40 °C hold 1.5 min, then 15 °C/min to 325 °C and hold for 2.5 min, 23 min total run time
Thermal Aux/MS source/MS guard:	250 °C/230 °C/150 °C
MSD:	Scan mode 25-550 m/z

Vial blank sample chromatogram at 300 °C with Agilent High Performance HS Septa

Agilent High Performance Septa provide significantly cleaner blank background at high temperature HS testing. Even with small abundance scale, the 300 °C vial blank chromatogram with High Performance Septa only shows few siloxane peaks with very small abundance.



Headspace conditions

Septa Type:	Agilent High Performance Septa, 5190-3986
Temperature:	Oven/loop & valve/transfer line: 300 °C/300 °C/300 °C
Times:	GC cycle time: 32 min, Vial equilib time: 30 min
Vial:	Fill pressure: 15 psi, Fill flow: 50 mL/min, Loop fill ramp rate: 20 psi/min, Loop final pressure: 10 psi, Vial Size: 20 mL, Shaking: 1
Carrier:	GC controlled



TIPS & TOOLS

For information on CrossLab High Performance Septa, turn to page 199.

High Performance Septa

Description	Unit	Agilent Certified Part No.	Compatible With
18 mm steel screw cap with High Performance Septa	100/pk	5190-3986	5188-2753, 5188-6537, 5188-5392, 5188-6538
20 mm steel crimp cap with High Performance Septa	100/pk	5190-3987	5182-0837, 5183-4474, 5067-0226, 5190-2239, 5182-0838, 5183-4475, 5067-0227, 5190-2238

20 mm Headspace Crimp Caps and Septa

Cap Color	Septa Type	Specifications	Certified	100/pk	10000/pk
Silver aluminum	PTFE/silicone septa	-60 °C to 180 °C	✓	5183-4477	5190-2257
Silver aluminum with safety feature	PTFE/silicone septa	-60 °C to 180 °C	✓	5183-4478	
Silver aluminum	Molded PTFE/butyl septa	-40 °C to 125 °C	✓	5183-4479	5190-2258
Silver aluminum with safety feature	Molded PTFE/butyl septa	-40 °C to 125 °C		5183-4480	
Silver aluminum	No septa			9301-0721	
Silver aluminum with safety feature	No septa			9301-0718	
Septa only	Gray PTFE/black butyl molded	-40 °C to 125 °C		9301-0976	
Septa only	Tan PTFE/white silicone	-60 °C to 180 °C		9301-0719	5067-0234



Aluminum crimp caps, 5183-4477



Headspace vial convenience kit

Certified Headspace Vial Convenience Packs

Septa Type	Vial Type	Cap Color	Specifications	Unit	Part No.
Molded PTFE/black butyl septa	Flat bottom	Silver aluminum with safety feature	<125 °C	100/pk	5182-0839
PTFE/silicone septa	Flat bottom	Silver aluminum with safety feature	<180 °C	100/pk	5182-0840

CombiPAL Headspace Vials and Closures

Screw top vials and caps are recommended for the tightest seal and the most reproducible headspace results. CombiPAL headspace vials and caps are precision-threaded, making them an excellent choice for dependability and ease-of-use. They are ideal for applications in the environmental, food and beverage, industrial hygiene, drug analysis, and clinical chemistry industries.

CombiPAL Headspace Screw Top Vials

Description	100/pk
10 mL, 23 x 46 mm	
Clear	5188-5392
Amber	5188-6538
20 mL, 23 x 75 mm	
Clear	5188-2753
Amber	5188-6537

CombiPAL 18 mm Screw Top Caps with Septa

Cap Color	Septa Type	100/pk
Silver aluminum, magnetic	PTFE/silicone septa (top white, bottom blue)	5188-2759



Crimping and Decapping Tools

Electronic Crimpers and Decappers

Designed to replace awkward and bulky manual crimping pliers, the Agilent electronic handheld crimpers give tight, reproducible seals every time. Adjustable, slim steel jaws fit around closely spaced vials, enabling you to crimp vials directly in crowded autosampler trays. Using the same handheld design as the crimpers, Agilent's electronic decappers remove caps instantly and are designed for laboratories that recycle or reuse vials.

- More vials crimped per battery charge – new lithium ion battery lasts three times longer
- Increased crimping speed – new model is 50% more powerful (6.4 volt battery)
- Less hand strain – lighter weight means less effort
- Improved power signal – clearly shows when battery needs recharging
- Easily used in right or left hand – display on top for easier viewing
- More efficient charging – no overheating during recharging
- Extended productivity – significantly longer motor life



11 mm electronic crimper, 5190-3188



20 mm electronic crimper, 5190-3189



11 mm electronic decapper, 5190-3190



20 mm electronic decapper, 5190-3191

Electronic Crimpers and Decappers

Description	Part No.
11 mm electronic crimper with lithium battery	5190-3188
20 mm electronic crimper with lithium battery	5190-3189
11 mm electronic decapper with lithium battery	5190-3190
20 mm electronic decapper with lithium battery	5190-3191
Replacement lithium battery for crimper and decapper	5190-3192
High power electronic crimping tool with power supply	5190-4061
11 mm Crimper jaw set for HP electronic crimper	5190-4062
11 mm Decapper jaw set for HP electronic crimp tool	5190-4063
20 mm Crimper jaw set	5190-4064
20 mm Decapper jaw set	5190-4065
Base for electronic crimping tool	5190-4066
20 mm HP Crimping tool and jaw sets bundle	5190-4067

Manual Crimpers and Decappers

Agilent's ergonomic manual crimpers and decappers remove the pain and discomfort of wrist strain with a lightweight, tailored design. Weighing 25-30% less than predecessors and eliminating sore, pinched hands, the new design dramatically improves your experience. Extensively tested with Agilent vials for optimal fit, and color-coded for ease-of-use, this tool is a necessity for every lab. The new crimpers are built for lasting performance: the 11 mm crimper will cap at least 100,000 caps and the 20 mm at least 60,000 before wear starts to impact performance.

- Comfortable, lightweight, ergonomically designed handles fit smoothly in the hand and eliminate pinching
- Top-mounted adjustment knob shows directionality for tightening/loosening
- Adjustment knob doubles as an indicator that the crimp (or decap) is complete
- Crimpers are color-coded with blue knobs and labels, decappers with orange
- Narrow jaws provide better vertical clearance over vials
- Bottom handle motion allows for better control and enhanced stability of crimping jaw
- Sturdy construction of rugged, fiber-reinforced resin with steel reinforcement in the handles



Manual Crimpers and Decappers

Description	Part No.
Ergonomic manual crimper for 11 mm caps	5040-4667
Ergonomic manual decapper for 11 mm caps	5040-4668
Ergonomic manual crimper for 20 mm caps	5040-4669
Ergonomic manual decapper for 20 mm caps	5040-4671



Ergonomic manual crimper, 5040-4667



Stratum PTC Sample Concentrator

Teledyne Tekmar Purge and Trap Supplies

Glassware for Teledyne Tekmar Purge and Trap Concentrators, 1/2 in Mount

Description	Part No.
5 mL frit sparger (glassware only)	5182-0852
5 mL frit sparger kit with fittings	5182-0846
25 mL frit sparger (glassware only)	5182-0851
25 mL frit sparger kit with fittings	5182-0845
5 mL fritless sparger (glassware only)	5182-0850
5 mL fritless sparger kit with fittings	5182-0844
25 mL fritless sparger (glassware only)	5182-0849
25 mL fritless sparger kit with fittings	5182-0796
5 mL needle sparger (glassware only)	5182-0848
5 mL needle sparger kit	5182-0795
25 mL needle sparger (glassware only)	5182-0847
25 mL needle sparger kit	5182-0794

Tekmar AQUATek 70 and AQUATek 100 Purge and Trap Autosampler Supplies

Description	Part No.
Sample loop, 5 mL PEEK	5190-3151
Sample loop, 25 mL PEEK	5190-3152
Sample loop, 20 mL PEEK	5190-3153
Sample loop, 10 mL PEEK	5190-3154
Septa for 40 mL vials, pre-cleaned, 72/pkg	14-3823-000
Screw caps for 40 mL vials, 24/pkg	14-6855-000

Traps for Teledyne Tekmar Stratum and Atomx Purge and Trap Concentrator

Description	Part No.
Trap, BTEX + MTBE	5188-8813
Trap #5, OV-1/Tenax/Silica Gel/Charcoal	5188-8814
Trap #8, Carbopak B/Carbosieve S-III	5188-8815
Trap #9, Proprietary	5188-8816
Trap, Tenax/Silica Gel/Carbosieve S-III, #10	5188-8817
Strat-Trap, Tenax/Silica Gel, #2	5188-8818
Strat-Trap, Tenax/Silica Gel/Charcoal, #3	5188-8819
Strat-Trap, OV-1/Tenax, #7	5190-1445
Strat-Trap, Tenax, #1	5190-1446
Trap, Vocarb 3000, Stratum and Atomx P&T	5188-8820
Trap, Vocarb 4000	5188-8821
Trap, BTEX	5188-8822
Trap, Tenax, #1A	5188-1447
Trap, VPH, #11	5188-1448

Stratum and Atomx traps are U-shaped

Atomx VOC Autosampler Supplies

Description	Part No.
Antifoam agent, Antifoam 1520, 10 mL	5190-2235
Syringe with side port, 27 mL	5190-2234
Vessel, amber IS, 15 mL	5190-2233
Frit sparge glassware kit, 25 mL	5190-2232
Fritless sparge glassware kit, 25 mL	5190-2231

Traps for Teledyne Tekmar Velocity Purge and Trap Concentrator

Description	Part No.
Trap, Vocarb 3000, 7695 and 3100 P&T	5182-0775
Trap, Vocarb 4000 (I Trap)	5182-0774
Trap, Tenax (A Trap)	5182-0783
Trap, Tenax/silica gel/charcoal (C Trap)	5182-0781
Trap, BTEX	5182-0773
DryFlow moisture trap	14-8911-003

Velocity traps are straight



U-trap for Stratum and Atomx, Trap, BTEX + MTBE, 5188-8813



Atomx Purge and Trap Concentrator

TIPS & TOOLS

Compared to a frit sparger, the fritless sparger may be the better choice when a water sample has a tendency to foam. This sparger is not appropriate for soil samples, which tend to clog the capillary tube.





Agilent Archon Purge and Trap Autosampler



Agilent Archon Purge and Trap Autosampler with removable tray



Archon removable 51 position sample tray

Archon Purge and Trap Supplies

Description	Part No.
Vial kit, 40 mL, precleaned vials, caps, and septa, 72/pk	5183-4741
Water reservoir bottle without cap, 80 oz	DY50390600
22 mm septa, PTFE/silicone, 72/pk	5190-3978
22 mm septa, EPA lowbleed, 60/pk	5190-3976
Syringe mount O-ring	DY50549500
Water probe replacement kit, for S/N above 995, screw in mount	DY50573990
Sparge probe replacement kit, for S/N above 13160, square base	DY70007791
Sparge probe replacement kit, for S/N 995-13160, hexagonal base	DY50574190
Sparge probe replacement kit, for S/N below 995, hexagonal base	DY50549290
Standard reservoir	DY50548400
Water transfer line	DY50551400
I.S. pickup/waste lines	DY70001990
Soil transfer line	DY50574500
75 µm screen for water probe	DY50559800
Water probe, cleaned, for S/N 695-995, screw in mount	DY50549100
Sparge probe cleaned, for S/N above 13160	DY70007701
10 µm soil probe frit	DY50559900
Valco rotor loop, 1 µL	DY50572600
Flangeless nuts and ferrules, 8/pk	DY70008101
PTFE stir bar for 40 mL vials	DY50295500
Spin bar for soil vial	DY50402400
Stir magnet	DY50546100
Valco valve and actuator	DY50540700
Glass barrel with decal, 26 mL	DY50296800
Kit, chiller option, field	DY70008590
Soil probe replacement kit, for SV S/N above 13160	DY70007691
Lower soil probe replacement kit, for SV units	DY50546390
Soil probe replacement kit, for SV S/N 995-13160	DY50574390

Markes Thermal Desorption

Agilent now offers a comprehensive line of supplies for Markes Thermal Desorption (TD) instrumentation. Thermal desorption allows the introduction of volatile and semivolatile compounds from a wide range of sample matrices, directly into a GC or GC/MS.

Markes Thermal Desorption Instrument Supplies

Description	Unit	Part No.
O-rings, Markes 7 mm cold trap seals	10/pk	MKI-U-COV07
O-rings, Markes 6 mm cold trap seals	10/pk	MKI-U-COV06
PTFE filter disks, 5.1 mm Markes TD	10/pk	MKI-U-DISK1
PTFE filter disks, 6.3 mm Markes TD	10/pk	MKI-U-DISK3
Quick fit connectors, Markes UNITY	10/pk	MKI-C-QSC10
O-ring insertion tool, Markes UNITY TDI		MKI-Z-0285
O-ring extraction tool, Markes UNITY TDI		MKI-Z-0351
O-rings, 010 Markes UNITY	10/pk	MKI-U-COV10

Cold Traps

Description	Unit	Part No.
Cold trap, universal, UNITY		MKI-U-T11GPC
Cold trap, universal, UNITY 2		MKI-U-T11GPC-2S
Cold trap, air toxics, C ₂ -C ₁₄ , UNITY 2		MKI-U-T3ATX-2S
Cold trap, air toxics, C ₂ -C ₁₄ , UNITY		MKI-U-T3ATX
Cold trap, materials emissions, UNITY		MKI-U-T12ME
Cold trap, materials emissions, UNITY 2		MKI-U-T12ME-2S
Cold trap for DHS applications, UNITY		MKI-U-T13DHS
Cold trap for DHS applications, UNITY 2		MKI-U-T13DHS-2S
Cold trap, for EPA TO-15/TO-17 air toxics analysis methods, Markes UNITY 2		MKI-U-T15ATA-2S
Stainless steel Difflok cap, Markes UNITY		MKI-MTD-1169
Inert Difflok cap, Markes UNITY		MKI-MTD-1204
Cold trap, Tenax, UNITY		MKI-U-T9TNX
Cold trap, Tenax, UNITY 2		MKI-U-T9TNX-2S
Cold trap, high boilers, C ₆ -C ₄₀ , UNITY 2		MKI-U-T1HBL-2S
Cold trap, ozone precursor, UNITY 2		MKI-U-T1703P-2S
Cold trap, sulfur, UNITY 2		MKI-U-T6SUL-2S
Cold trap, chemical weapons, C ₆ -C ₄₀ , UNITY 2		MKI-U-T10CW-2S
Cold trap, green house gases, UNITY 2		MKI-U-T16GHG-2S



Markes Thermal Desorption system



Markes Thermal Desorption system

Standard TD Sorbent tube and related sampling accessories

Description	Unit	Part No.
Empty stainless steel TD tubes	10/pk	C-TBE10
Tenax stainless steel tubes, preconditioned/capped	10/pk	C-TBP1TC
Empty glass TD tubes	10/pk	C-GT010
PTFE inserts	10/pk	C-PL010
Long term TD tube storage caps	10/pk	C-CF020
Cap-LOK Tool for long term storage caps		C-CPLOK
Diffusive sampling caps	10/pk	C-DF010
Bio-VOC breath samplers	10/pk	C-BIO10
Disposable card mouth piece for Bio-VOC	10/pk	C-B010M
Tenax TA 34-60 Mesh, 10 g		C-TNXTA
General purpose hydrophobic tubes, stainless steel Preconditioned and capped with 1/4 in brass storage caps. For pumped sampling n-C ₅ to n-C ₂₀ .	10/pk	C-HY010C
Tenax/S'carb 'Sulphur' tubes Preconditioned and capped with 1/4 in brass storage caps. For odor and landfill gas analysis.	10/pk	C-102SSC
Carbograph 1 stainless steel tubes Preconditioned and capped with 1/4 in brass storage caps. For pumped sampling C ₅ to C ₁₄ , plus diffusion of BTX.	10/pk	C-TBP1C1C
Carb X stainless steel tubes Preconditioned and capped with 1/4 in brass storage caps. For pumped/diffusion of 1.3-butadiene & benzene.	10/pk	C-TBP1CXC
Air toxics (TO-17) stainless steel tubes Preconditioned and capped with 1/4 in brass storage caps. For pumped sampling VOCs n-C ₃ to n-C ₁₂ .	10/pk	C-AT010C
Universal stainless steel tubes Preconditioned and capped with 1/4 in brass storage caps. For pumped sampling VOCs/SVOCs n-C ₃ to n-C ₃₀ .	10/pk	C-UN010C
Glass tubes with 1 cm Tenax For direct liquid injection	10/pk	C-G1CM10
Glass air toxics (TO-17) tubes Pre-packed with 2 carbon-based sorbents; preconditioned and capped with 1/4 in brass storage caps	10/pk	C-GAT010C
CRS BTX Standards, 1 µg	10/pk	C-BTX1UG
Cold trap alignment tool, Markes UNITY		MKI-UTD-5064
Split filter tube, stainless steel, 3 1/2 in, packed with charcoal		MKI-SERUTD-5065

Inlet Systems

Split/Splitless Inlet Seals

For samples with active analytes or sensitive compounds, only Agilent combines the best mechanical sealing with an inert surface. Our Ultra Inert chemistry is applied on top of the gold plating to produce a leak-free seal that also reduces active analyte adsorption. This is a critical component of the Agilent Inert Flow Path.

Split/Splitless Inlet Seals

Description	Unit	Part No.
Ultra Inert gold plated seal with washer		5190-6144
	10/pk	5190-6145
	50/pk	5190-6149
Gold plated inlet seal kit with washer		5188-5367
	10/pk	5190-2209
Gold plated seal with cross, split only		5182-9652
Inlet seal, stainless steel		18740-20880

Note: Due to the deactivation process, the surface of the UI gold plated seal may have spots or darker colored areas. These are normal side effects of the deactivation process, and do not affect the performance or inertness of the seal.



Ultra Inert gold plated seal with washer, 5190-6145



Certified gold plated seal kit, 5190-2209



TIPS & TOOLS

Ensuring an inert GC flow path has never been more critical. Access IFP resources here:

www.agilent.com/chem/inertflowpath





Flip Top Inlet Sealing System

Agilent's Flip Top Inlet Sealing System is the faster, smarter way to change inlet liners on Agilent 7820, 6890, 6850 and 5890 GC systems.

- Cuts liner replacement time to as little as 30 seconds
- Eliminates frustrating searches for special wrenches or tools
- Improves inlet ergonomics – no more handling of heated parts, no more burns or scrapes
- Decreases downtime and increases productivity
- Minimizes exposure to ambient air, extending column life
- Easily installed by user in 15 minutes

Available exclusively from Agilent, the Flip Top has a levered arm that attaches to any 6890/6850/5890 insert weldment and locks to the injection port using an adapter ring screwed onto the inlet. Once installed, simply lift the arm of the Flip Top which releases the insert weldment from the injection port, and allows instant access to the liner. The process is simply reversed to reseal the weldment to the port.

Flip Top Inlet Sealing System

Description	Unit	Part No.
Flip Top Inlet Sealing System For 6890, 6850, 5890 only; not compatible with 7890		5188-2717
Non-stick fluorocarbon liner O-ring for Flip Top	10/pk	5188-5366
	100/pk	5190-2268



Flip Top Inlet Sealing System installation kit,
5188-2717

Split/Splitless Inlets

The combined split/splitless inlet is the most popular inlet for capillary column gas chromatography. Because it can be used in either split or splitless mode, it provides a very effective combination that can cover most analysis requirements.

Split Inlet Troubleshooting

Split inlets are spared from most band-broadening phenomena, since the splitting process generates narrow peaks. Peak broadening or tailing is usually due to:

- Improper column installation
- Low inlet temperature
- Low split flow (<20 mL/min on 6890)
- Inlet and needle discrimination and decomposition

If your results are inaccurate or inconsistent:

- Check the column and reinstall if necessary
- Increase inlet temperature by 50 °C and compare results
- Check inlets and needles for wear and replace as necessary

Splitless Inlet Troubleshooting

Most problems encountered with a splitless injection are related to:

- Incorrect purge time
- Degradation
- Improper focusing
- Inappropriate column temperature
- Backflash


You can also improve the reproducibility and linearity of peak areas and avoid backflash by matching:

- Inlet temperature
- Liner volume
- Injection volume

Decomposition


Loss of peak area or generation of new peaks can sometimes be dramatically reduced by changing liner type or by deactivating the liner and inlet with silanizing reagents. Removing or reducing the amount of liner packing can also decrease inlet activity.

Column Troubleshooting



Normal Peaks

Correct column positioning in both injection port and FID



Tailing Solvent Peaks

Column positioned incorrectly in the injection port or possible ferrule particle in the carrier gas flow path



Wrong Peak Ratios

Column positioned in the inlet (either too far or not far enough; verify 4-6 mm installation distance)

For the most reproducible split injection results, try Agilent's low pressure drop split liner (p/n 5183-4647), with built in positioning bead, tight dimension tolerances, glass wool placement, and proprietary deactivation.

Split Mode Variables, Practices and Rationales

Parameter	Selection/Setting	Rationale
Inlet temperature	Try 250 °C or BP of last eluting compound	Ensures flash vaporization Minimizes inlet discrimination
Inlet liner	Large volume, deactivated	Minimizes backflash Minimizes degradation
Inlet packing	Silanized glass wool	Retains non-volatiles Minimizes inlet discrimination
	Glass beads or frit	Less active than wool
	None	Least active
Injection volume	0.5-3 µL liquid	Split easily adjusted
	0.10-10 mL gas	Split adjusted accordingly
Injection technique	Fast autoinjection	Less needle discrimination
	Hot-needle fast manual injection	Reproducible discrimination
Split ratio	50:1 to 500:1	Depends on sample and injection volume, and column id
Initial column temperatures	Not critical	Narrow initial peaks
Septum purge	2-3 mL/min	Minimizes ghosting

Splitless Mode Variables, Practices and Rationales

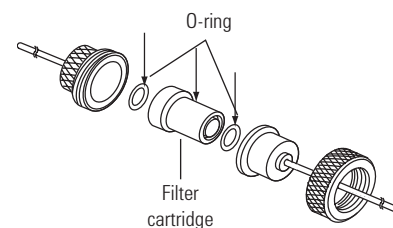
Parameter	Selection/Setting	Rationale
Inlet temperature	Just above highest boiling point of solutes (+20 °C)	Ensures flash vaporization Reduce if degradation occurs Use higher for dirty samples and higher-boiling solutes
Inlet liner	Large volume >0.8 mL	Use with autoinjector
	Small volume <0.2 mL	Use only for slow manual injections and gas injections
Inlet packing	None	Use only with slow injection Decreases degradation
	Silanized glass wool	Use for fast autoinjection and dirty samples
Injection volume	0.5-2 µL liquid	Depends on solvent, liner and conditions
Injection technique	Fast autoinjection	Most reproducible Less needle discrimination
	Hot-needle slow manual	Inject 1-2 µL/s if narrow liner is used and >1 µL injection
	Hot-needle fast manual	Use for <1 µL injections
Split flow	20-50 mL/min	Higher for concentrated samples
Splitless time	20-80 s	Adjust according to column flow rate/liner type and sample conditions
Oven temperature	10-25 °C below solvent BP	Necessary for solvent focusing
Column flow	Typical flow rates between 1 mL/min and 2 mL/min. Use of higher flow rates depends on separation conditions of compounds.	Change of flow rates can provide better chromatographic separation
Septum purge	2-3 mL/min	Reduces ghosting and septum contamination
Quantification	Internal standard	Maximizes reproducibility
	External standard addition	Use only with constant injection volume
Retention gap	1-3 m, deactivated (1-2 m per µL injected)	Promotes solvent and stationary phase focusing Protects analytical column from matrix contamination

Split/ Splitless Inlet Maintenance

Changing the Split Vent Trap*

1. Remove the retaining clip.
2. Remove the old filter cartridge and two O-rings.
3. Verify the new O-rings are seated properly on the new filter cartridge.
4. Install the new filter cartridge then reassemble the trap. Do not fully tighten yet.
5. Place the filter trap assembly in the mounting bracket and install the retaining clip.
6. Fully tighten the split vent front weldment onto the trap.
7. Check for leaks.

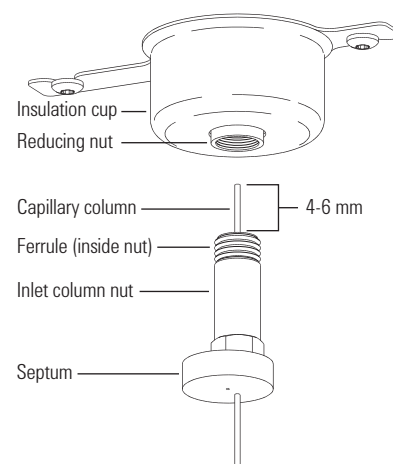
*Change every 6 months



Split vent trap, 5188-6495

Installing a Capillary Column in a Split/ Splitless Inlet

1. Prepare the column for installation.
2. Position the column so it extends 4 to 6 mm past the end of the ferrule.
3. Slide the septum to place the nut and ferrule in the correct position.
4. Insert the column in the inlet.
5. Slide the nut up the column to the inlet base and finger tighten the nut.
6. Adjust the column position so the septum is even with the bottom of the column nut.
7. Tighten the column nut an additional 1/4 to 1/2 turn. The column should not slide with a gentle tug.
8. Start carrier gas flow.
9. Verify flow by submerging the free end of the column in isopropanol. Look for bubbles.



WARNINGS & CAUTION

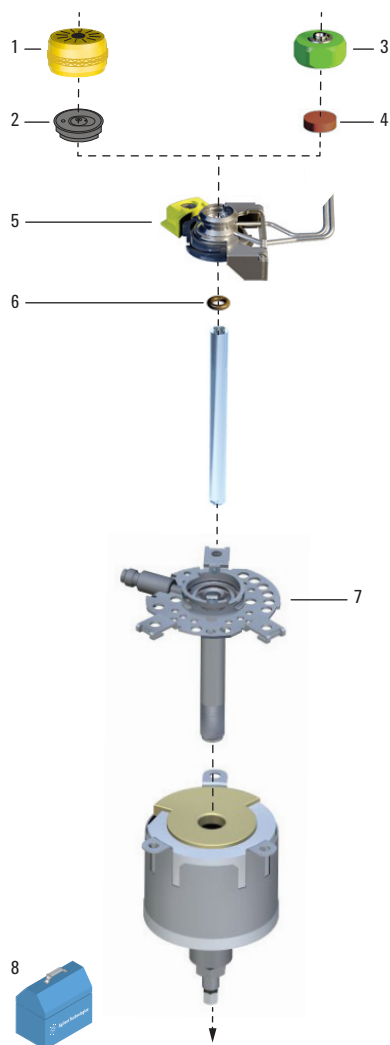
The split vent trap may contain residual amounts of any samples or other chemicals you have injected into the GC. Follow your company's safety procedures for handling these types of substances while replacing the trap filter cartridge.

TIPS & TOOLS

Tools for capillary column installation

Make sure your lab always has the tools you need to install columns correctly. We recommend a column cutting tool such as a diamond-, carbide-, or sapphire-tipped pencil, or a ceramic cutter, a supply of an appropriate nonretained compound, a column test mixture, an electronic flowmeter, and an electronic leak detector. The free Agilent J&W GC Column Installation Guide can help you make good connections for good chromatography, www.agilent.com/chem/gcinstallationguide





Split/Splitless Inlet assembly (top)

7890/6890/6850 Split/Splitless Inlet Supplies (Top)

Item	Description	Unit	Part No.
1	Merlin Microseal kit, low pressure		5181-8816
	General purpose Merlin Microseal starter kit		5182-3442
	Merlin Microseal high pressure nut		5182-3445
2	Merlin Microseal low pressure replacement septum		5181-8815
	Merlin Microseal general purpose replacement septum 3-100 psi		5182-3444
3	Septum nut, purged inlets		18740-60835
	Headspace septum retainer nut		18740-60830
4	Non-stick bleed and temperature optimized (BTO) septa, 11 mm	50/pk	5183-4757
		100/pk	5183-4757-100
	Non-stick long-life septa, 11 mm	50/pk	5183-4761
		100/pk	5183-4761-100
5	7890 Top insert assembly, standard		G3452-60730
	7890 Top insert, AC gang fitting weldment		G3430-60011
	7890 Top insert assembly, valve		G3480-67585
	7890 Insert weldment, UltiMetal Plus treated		G3452-60586
	6890 Top insert assembly, standard		G1544-60585
6	Graphite O-ring for splitless liner	10/pk	5180-4173
		10/pk	5180-4168
	Certified non-stick fluorocarbon O-ring	10/pk	5188-5365
7	Cap inlet shell weldment assembly		G3452-80570
	7890 Cap inlet shell weldment assembly, UltiMetal Plus treated		G3452-60570
8	QuickPick split inlet PM kit		5188-6493
	QuickPick splitless vent and inlet PM kit		5188-6497
	FID collector cleaning brush		8710-1346
	QuickPick split vent and inlet PM kit		5188-6496
	Column installation pre-swaging tool, metal ferrules		G3440-80218
	Column installation pre-swaging tool, graphite ferrules		G3440-80217



Column installation pre-swaging tool, metal ferrules, G3440-80218

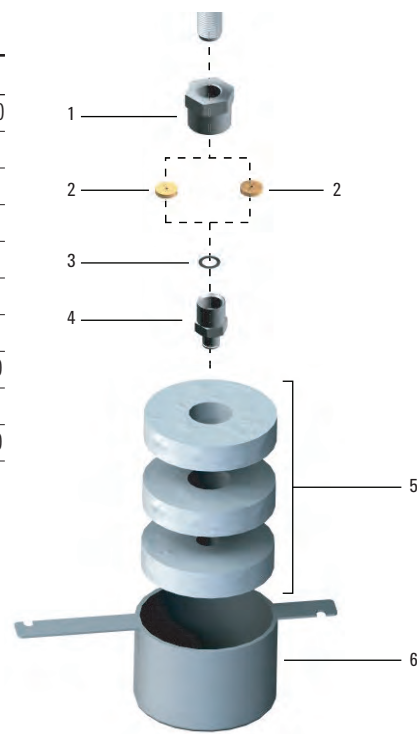
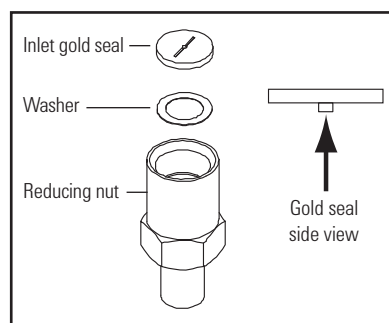


Column installation pre-swaging tool, graphite ferrules, G3440-80217

7890/6890/6850 Split/ Splitless Inlet Supplies (Bottom)

Item	Description	Unit	Part No.
1	Inlet heater weldment retaining nut		G1544-20590
2	Gold plated inlet seal kit with washer		5188-5367
	Certified gold plated seal kit, includes washer	10/pk	5190-2209
	Ultra Inert gold plated seal with washer		5190-6144
	Ultra Inert gold plated seal with washer	10/pk	5190-6145
	Gold plated seal with cross, split only		5182-9652
3	Washers, 0.375 od		5061-5869
4	Reducing nut for split/splitless inlet		18740-20800
5	S/SL insulation kit, 3 pieces		5188-5241
6	Cover, lower insulation		19243-00070

Gold seal on the split/splitless inlet



Split/splitless inlet assembly (bottom)



Reducing nut, 18740-20800



Gold plated seal kit, 5188-5367

TIPS & TOOLS

Agilent's Self Tightening column nut eliminates the need for retightening once and for all

This unique, self tightening stainless steel GC column nut delivers a tight connection – without expensive upgrades or adapters – and gives you the advantages of:

- Reliable performance
- Less wasted time
- Ease of use
- Faster maintenance



Learn how to install a column using the Self Tightening column nut, visit www.agilent.com/chem/STnut

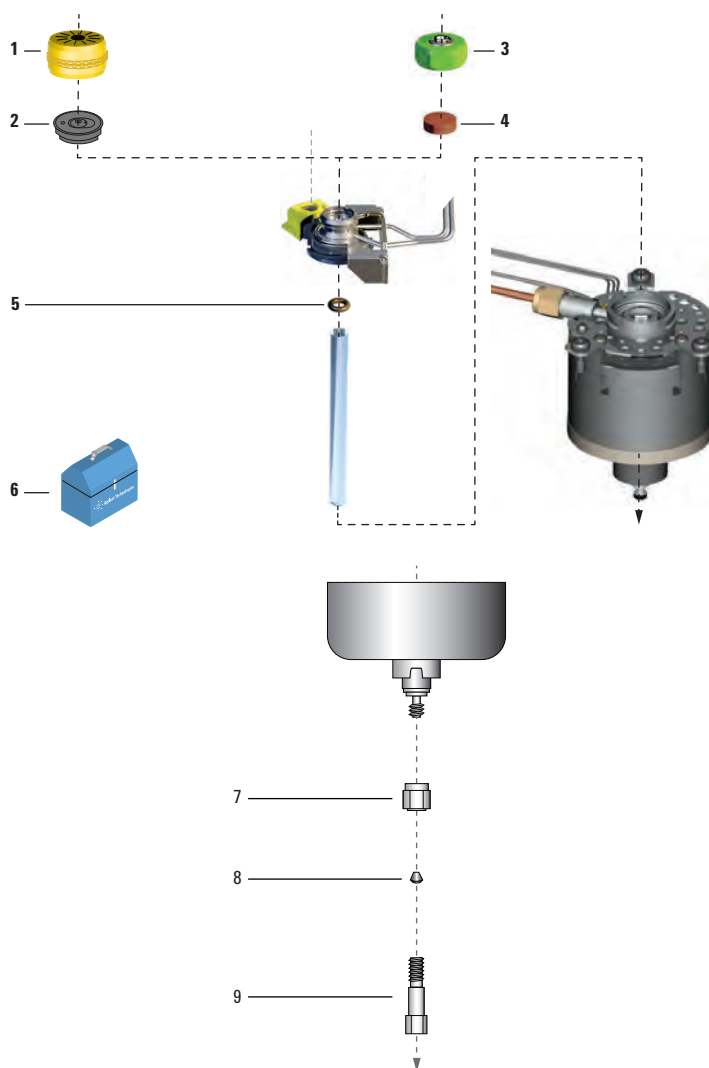
Multimode Inlet

Agilent's premium inlet – two inlets in one for maximum performance and flexibility for the 7890B GC

The MMI combines the functionality of the split/splitless and PTV inlets. Perform standard injection techniques when SOPs require; use large volume or temperature programs as needed.

Multimode Inlet Body

Item	Description	Unit	Part No.
1	Merlin cap		5182-3445
	Merlin Microseal kit, low pressure		5181-8816
	General purpose Merlin Microseal starter kit		5182-3442
2	Merlin Microseal low pressure replacement septum		5181-8815
	Merlin Microseal general purpose replacement septum 3-100 psi		5182-3444
3	Septum nut, purged inlets		18740-60835
	Headspace septum retainer nut		18740-60830
4	Non-stick bleed and temperature optimized (BTO) septa, 11 mm	50/pk	5183-4757
		100/pk	5183-4757-100
	Non-stick long-life septa, 11 mm	50/pk	5183-4761
		100/pk	5183-4761-100
5	Certified non-stick fluorocarbon O-ring	10/pk	5188-5365
	Graphite O-ring for split liner	10/pk	5180-4168
	Graphite O-ring for splitless liner	10/pk	5180-4173
6	Wrench for multimode inlet		G3452-20512
	Column installation pre-swaging tool, metal ferrules		G3440-80218
	Column installation pre-swaging tool, graphite ferrules		G3440-80217
7	Column nut adapter		G3510-20018
8	For complete offering of column ferrules, see page 37.		
9	For complete offering of column nuts, see page 40.		



Exploded parts view of the Multimode Inlet

Installing a Capillary Column in a Multimode Inlet

1. Prepare the column for installation.
2. Thread the column adapter nut onto the base of the inlet and make sure it can spin freely.
3. Place a septum, capillary nut, and graphite ferrule on the column.
4. Score and snap off the end of the column.
5. Position the column so it extends 10-12 mm past the end of the ferrule.
6. Slide the septum to place the nut and ferrule in the correct position.
7. Insert the column in the inlet.
8. While holding the adapter with a wrench, thread the column nut into the inlet (but do not tighten).
9. Adjust the column position so that the septum contacts the bottom of the column nut. Finger tighten the column nut until it begins to grip the column.
10. While holding the inlet base with one wrench, use the second wrench to tighten the column nut an additional 1/4 to 1/2 turn so that the column cannot be pulled from the fitting with gentle pressure.

Cleaning the Multimode Inlet

Agilent recommends using the G3510-60820 Multimode Cleaning Kit, which ships with detailed cleaning instructions.

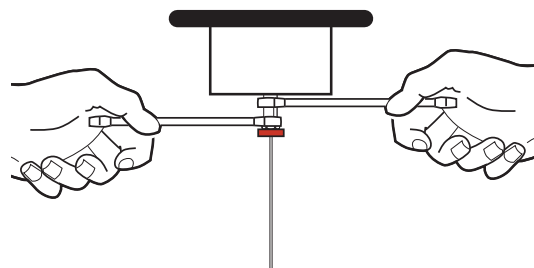
Depending on the inlet mode used, the liner installed, and the cleanliness of the sample, the frequency of cleaning may range from weekly to monthly. When establishing your cleaning frequency, start with a visual inspection of the inlet bottom whenever a liner is changed. A small ring of material will collect at the bottom of the inlet when dirty samples such as food extracts or solid waste extracts are injected. An initial cleaning schedule of every two weeks for dirty samples and every two months for clean samples is appropriate and can be adjusted subsequently.



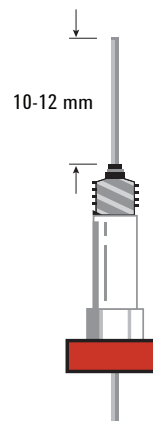
WARNINGS & CAUTION

The inside of the wall of the inlet is only 0.005 in thick and can be damaged with hard scrubbing.

Step 2



Step 5



TIPS & TOOLS

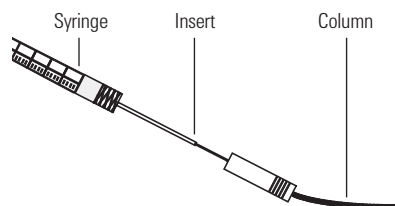
Because of temperature programmability, graphite is the preferred ferrule for the MMI. However, graphite/polyimide ferrules can be used with Self Tightening column nuts to prevent leaks.



Turn to page 36.

Cool On-Column Inlets

Cool On-Column Inlet Maintenance



Installing a Capillary Column into a Cool On-Column Inlet

1. Gently insert the column into the inlet until it bottoms.
2. Insert the column nut into the inlet fitting and finger tighten.
3. Tighten the column nut an additional 1/4 turn with a wrench or until the column does not move. Use two wrenches to support inlet (5/16 in and 1/4 in).
4. If using an automatic injection system with a 0.25 mm or 0.32 mm column, verify that the column installation by manually pushing the syringe into the inlet.

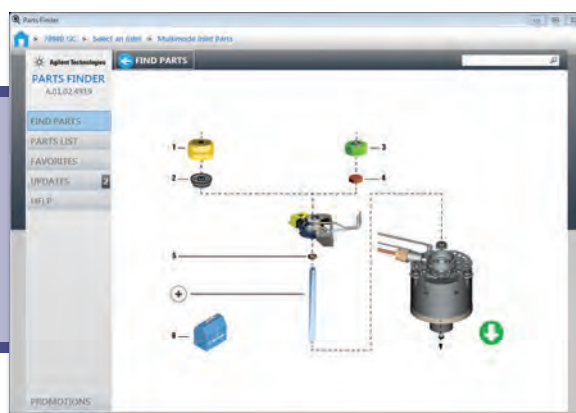
Checking the Needle-to-Column Size on the Cool On-Column Inlet

1. Check the needle-to-column size to make certain that the needle fits in the column.
2. Identify the correct insert for the column size. Use the insert that is the same size as the syringe needle to verify that the column you plan to use is the correct size.
3. Insert the column into one end of the insert.
4. Insert the syringe needle through the other end of the insert and into the column. If the needle cannot pass easily into the column, reverse the insert to try the needle and column in the other end.



TIPS & TOOLS

Download the Agilent Parts Finder Tool for simplified parts ordering and troubleshooting, www.agilent.com/chem/go2partsfinder



Changing the Septum on the Cool On-Column Inlet

1. Replace the septum.

If you are using a septum nut, grasp the knurling and unscrew. Remove the old septum with tweezers. Use tweezers to install a new septum. Push the septum into the septum nut until properly seated. Firmly tighten the nut.

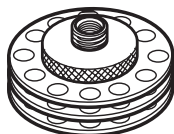
If you are using a cooling tower, grasp the three rings and unscrew. The spring and duck bill septum may pop out of the inlet when you remove the cooling tower. Be careful not to lose them. If they do not pop out, use a thin wire to remove them from the inlet. Insert the replacement duck bill septum into the spring and place in the inlet. Reattach the cooling tower assembly, then finger tighten.

2. Before making an injection, check the alignment of the entire assembly using the proper size syringe.
3. Restore the analytical method.
4. Reset the septum counter.

For 250/320 μm
automated injections




For 530 μm
automated injections

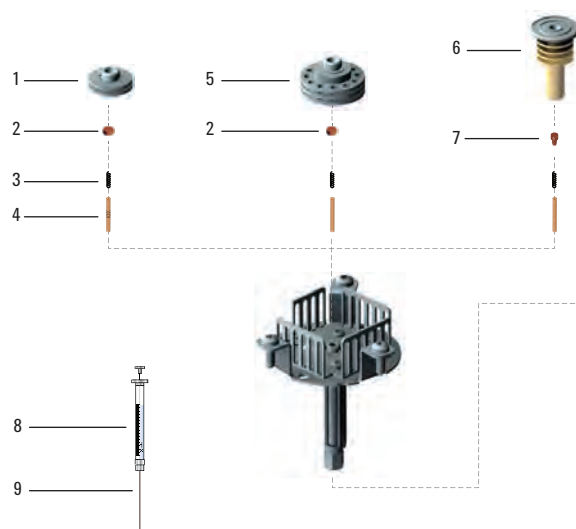


Septum

For 200 μm manual injections
with fused silica needle



Duck bill



Cool On-Column Inlet Parts

7890/6890 Cool On-Column Inlet Supplies

Part No.	Description	Unit	Part No.
1	Septum nut for 320 μm columns		19245-80521
2	5 mm septa through-hole for on-column, in glass jar	50/pk	5183-4760
	5 mm through-hole septa	25/pk	5181-1260
	5 mm septa through-hole for on-column, in glass jar	50/pk	5183-4762
	5 mm septa through-hole for on-column, in glass jar	50/pk	5183-4758
3	Spring		19245-60760
4	Insert for 320 μm columns, 5 silver rings		19245-20525
	Insert for 530 μm columns, no rings		19245-20580
	Insert for 250 μm columns, 6 rings		19245-20515
	Insert, 530 μm aluminum clad, 4 rings		19245-20780
	Insert for 200 μm , 1 ring		19245-20510
5	Septum nut base for 530 μm assembly		G1545-80520
6	Cooling tower assembly		19320-80625
7	Duck bill	10/pk	19245-40050
8	On-column syringe, fused silica (barrel only)		9301-0658
	Removable needle, syringe only		5182-0836
	Syringe ferrule, PTFE		0100-1389
	On-column syringe, stainless steel		5182-9633
9	Needle, on-column syringe, 3/pk	3/pk	5182-9645
	Stainless steel needle for 0.25 mm column	3/pk	5182-0833
	Stainless steel needle for 0.32 mm column	3/pk	5182-0831
	Fused silica syringe needles	6/pk	19091-63000

Programmable Temperature Vaporizer (PTV) Inlets

PTV inlets combine the benefits of split, splitless and on-column inlets. The sample is usually injected into a cool liner, so syringe needle discrimination does not occur. Then the inlet temperature is increased to vaporize the sample. The user programs vent times and temperature to achieve the equivalent of split or splitless transfer of sample vapors to the column. PTV injection is considered the most universal sample introduction system because of its flexibility.

Advantages

- No syringe-needle discrimination
- Minimal inlet discrimination
- Use of large injection volumes
- Removal of solvent and low boiling components
- Trapping of nonvolatile components in liner
- Split or splitless operation
- Retention time and area reproducibility approaching cool on-column injection

PTV inlets are actively cooled before and during injection by Peltier devices or by forced gases (air, liquid N₂, or liquid CO₂). Cryogenic cooling of the inlet can reduce inlet temperature enough to thermally focus gas injections from other sampling devices in the liner. This is a distinct advantage of using PTV inlets in comparison to conventional inlets for coupling auxiliary sampling devices to capillary columns.

Post-injection, PTV inlets are heated using electrical heaters or preheated compressed air. Depending on design, inlet temperature ramps are either ballistic (i.e., ramped to the maximum temperature at an uncontrolled maximum rate) or programmable.



PTV Inlet Practices and Rationales (Cold Split/Splitless Modes)

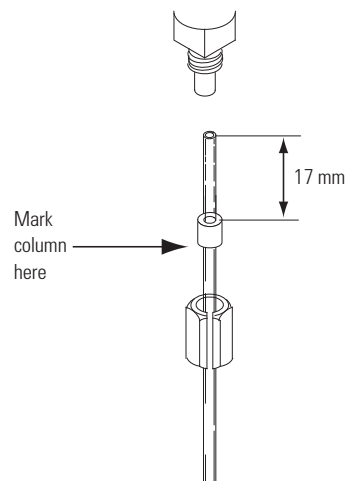
Parameter	Selection/Setting	Rationale
Injection mode	Cold split	For general use and sample screening
	Cold splitless	For trace analysis
	Cold solvent vent	LVI
Inlet temperature ramp rate	Adjustable (i.e., 2 °C/s to 720 °C/s max)	Use slower ramp rates for labile, complex, or large volume samples Use faster ramp rates for most samples Use faster ramp rates to shorten splitless purge delay time
	Ballistic	Simpler, less expensive instrumentation
Inlet liner	Straight with silanized wool	For general use
	Baffled	For labile samples
	Packed with an adsorbent	For focusing gaseous injections from auxiliary sampling devices
Injection volume	0.1-1.5 µL	Use lower volumes for volatile solvents and fast ramp rates
	5-50 µL for LVI	Use volumes larger than 1.5 µL only in solvent-elimination mode
Sample Injection technique	Autosampler or manual, fast or slow	Not critical for cold split and splitless modes
Oven temperature	10-25 °C below solvent BP	For proper solvent effect in splitless mode
	Sample dependent	For split mode
Column flow	30-50 cm/s	Clears inlet faster Less backflash
Septum purge	1-5 mL/min	Minimizes ghosting
Quantification	Any method	Inherently reproducible Low discrimination in cold injection modes
Retention gap	1-3 m, deactivated	Compensates for extended flooded zone and solvent-column incompatibility



PTV Inlet Maintenance

Installing a Capillary Column into the PTV Inlet

1. Position the column so it extends 17 mm above the end of the ferrule. Mark the column behind the ferrule with correction fluid or a marker. Slide the nut over the column.
2. Insert the column into the adapter and finger tighten the column nut. Looking through the slot in the nut, adjust the column until the mark is correctly positioned below the Graphpak 2M ferrule.
3. Tighten the column nut an additional 1/8 to 1/4 turn with a wrench. Do not overtighten.



7890/6890 Septumless PTV Inlet Supplies

Description	Column ID (mm)	Unit	Part No.
Merlin Microseal high pressure nut			5182-3445
Merlin Microseal			5182-3444
Septumless head			G2617-60507
Septum head			G2618-80500
Septum nut, purged inlets			18740-60835
PTV inlet assembly			G2617-60506
PTV LC0 ₂ cooling jacket			G2617-60508
PTV LN ₂ cooling jacket			G2619-60501
Silver seal		5/pk	5182-9763
Graphpak 2M inlet adapter, 0.2 mm	0.20		5182-9754
	0.25-0.33		5182-9761
	0.53		5182-9762
Ferrules for Graphpak 2M inlet, 0.2 mm	0.20	10/pk	5182-9756
	0.25	10/pk	5182-9768
	0.32	10/pk	5182-9769
	0.53	10/pk	5182-9770

(Continued)

7890/6890 Septumless PTV Inlet Supplies

Description	Column ID (mm)	Unit	Part No.
Replacement Graphpak column nut			5062-3525
PTV insulation block			G2617-20510
PTV Cryo insulator			G2617-60510
PTFE ferrule (needle seal)		10/pk	5182-9748
Kalrez seal			5182-9759
Valve body			5182-9757
Pressure spring			5182-9758
Viton seal		5/pk	5182-9775
Sealing element			5182-9760
CO ₂ Cryo inline filter			3150-0602
Service kit for septumless head Contains Kalrez seal, valve body, and pressure spring			5182-9747
Graphpak 3D ferrules		5/pk	5182-9749
Assembly tool for Graphpak 3D ferrules			G2617-80540

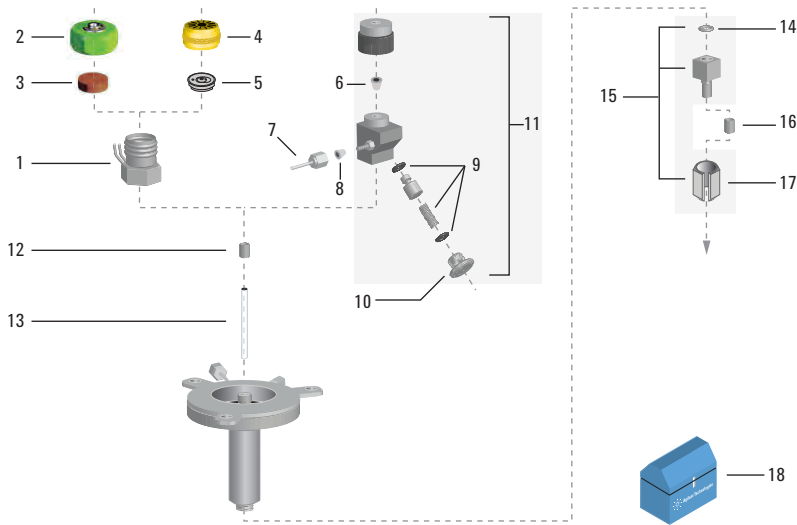
PTV Inlet Body

Item	Description	Unit	Part No.
1	Septum head		G2618-80500
2	Septum nut, purged inlets		18740-60835
3	11 mm septa	50/pk	5183-4759
		100/pk	5183-4759-100
	Non-stick long-life septa, 11 mm	50/pk	5183-4761
		100/pk	5183-4761-100
4	Merlin Microseal high pressure nut		5182-3445
5	Merlin Microseal general purpose replacement septum 3-100 psi		5182-3444
6	PTFE ferrule (needle seal)		5182-9748
7	PTV column adapter tube (includes 1/6 in nut and ferrule)		G2617-80550
8	Straight ferrule, 1/16 in	10/pk	0100-1375
9	Service kit for septumless head		5182-9747
10	Sealing element		5182-9760
11	Septumless head		G2617-60507
12	Graphpak 3D ferrules	5/pk	5182-9749
13	PTV liner, high temperature, borosilicate		5188-5356
	PTV liner, single baffle, deactivated		5183-2036
	PTV liner, sintered glass, deactivated		5190-1426
	PTV liner, high temperature, quartz		5188-5313

(Continued)

PTV Inlet Body

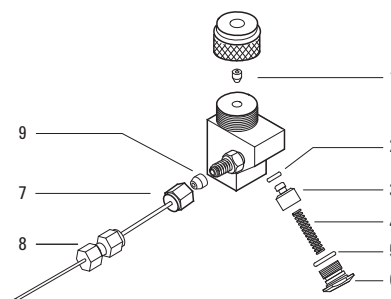
Item	Description	Unit	Part No.
14	Silver seal		5182-9763
15	Graphpak 2M inlet adapter, 0.53 mm		5182-9762
	Graphpak 2M inlet adapter, 0.32/0.25 mm		5182-9761
	Graphpak 2M inlet adapter, 0.2 mm		5182-9754
16	Ferrules for Graphpak 2M inlet, 0.32 mm	10/pk	5182-9769
	Ferrules for Graphpak 2M inlet, 0.2 mm	10/pk	5182-9756
	Ferrules for Graphpak 2M inlet, 0.25 mm	10/pk	5182-9768
	Ferrules for Graphpak 2M inlet, 0.53 mm	10/pk	5182-9770
17	Replacement Graphpak column nut	5/pk	5062-3525
18	Swabs for cleaning GC/MS	100/pk	5080-5400
	Injection port cleaning kit		480-0003
	Septum tool, knurled handle		450-1000
	Service kit for septumless head		5182-9747



PTV Inlet Body Parts

PTV Septumless Head

Item	Description	Part No.
	Septumless head	G2617-60507
1	PTFE ferrule (needle seal)	5182-9748
2	Kalrez seal	5182-9759
3	Valve body	5182-9757
4	Pressure spring	5182-9758
5	Viton seal	5182-9775
6	Sealing element	5182-9760
7	PTV column adapter tube (includes 1/6 in nut and ferrule)	G2617-80550
8	Septumless head weldment	G3500-80000
9	Straight ferrule, 1/16 in, 10/pk	0100-1375



Programmable Temperature Vaporizing (PTV) Liners

Description	ID (mm)	Volume (µL)	Part No.
Liners for Septumless PTV Inlet, G3501A, G3502A, G3503A			
PTV liner, single baffle, glass wool, deactivated	2	180	5183-2038
PTV liner, single baffle, deactivated	2	200	5183-2036
PTV liner, multi baffled, deactivated	1.8	150	5183-2037
PTV liner, sintered glass, deactivated	1.5	112	5190-1426
Liners for High Temperature PTV Inlet, G3506A			
PTV liner, high temperature, quartz	3.4	713	5188-5313
PTV liner, high temperature, borosilicate	3.4	668	5188-5356

Syringes for Septumless and High Temperature PTV Inlets

Volume (µL)	Description	Needle	Part No.
0.5	Removable	23/70/HP	5182-9651
5	Straight, fixed	23/42/HP	9301-0892
10	Straight, fixed	23/42/HP	9301-0713
50	Straight, fixed, for large volume injections	23/42/HP	5183-0318
100	Straight, fixed, for large volume injections	23/42/HP	5183-2058

Purged Packed Inlets

Packed column analysis is frequently done when high efficiency separations are not needed or when gases are analyzed by gas-solid chromatography. Purged packed inlets are simple in both design and use. Few parameters need to be set, and all carrier gas flow flushes through the inlet into the column in the standard configuration.

Purged Packed Inlet Practices and Rationales

Parameter	Selection/Setting	Rationale
Inlet temperature	BP of solvent +50 °C	Ensures flash vaporization
	BP of major solute(s)	Use for neat samples
Insert type	1/8 in stainless steel	Use for stainless steel column only
	1/4 in stainless steel 530 µm	Inserts permit connection of columns up to 1/4 in od
Liner	Glass	Use to lower activity (replaceable)
Initial column temperature	Temperature programming	Sharpens peaks and reduces run time
Column type	1/8 in packed stainless	Will not break
	1/4 in packed glass 530 µm	Better for polar or labile compounds
Carrier gas flow	10-40 mL/min	Use with N ₂ carrier gas
	10-60 mL/min	Use with He or H ₂ carrier gas

For more information on our new expanded and refreshed Agilent packed column portfolio, see page 470.

Purged Packed Inlet Troubleshooting

Purged packed inlets are active, have low volume and are generally flow controlled. This means that most packed column inlet problems involve sample decomposition, flashback, or leaks.

Decomposition

Diagnose inlet sample decomposition by comparing retention times for decomposition products to their standard retention times. Then try these options to improve results:

- Intracolumn direct injection
- Deactivated glass liners
- Lower inlet temperatures
- Remove column packing in the inlet zone
- Increase flow rates

Backflash

Large sample injections can exceed liner capacity and backflash into the gas supply lines and onto the septum. This can cause:

- Ghost peaks
- Sample losses
- Irreproducible peak areas
- Decomposition

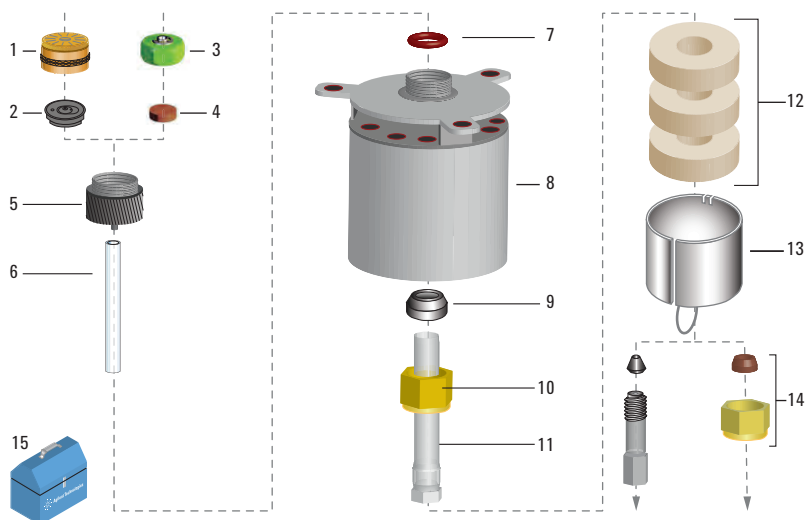
Leaks

Septum and column leaks can cause column degradation and stationary phase decompositions on flow-controlled column inlets.

- Change the septum on a regular basis and check column connections to help eliminate leak holes.
- Keep the oven and inlet at room temperature when not in use or while changing the septum.

Purged Packed Inlet

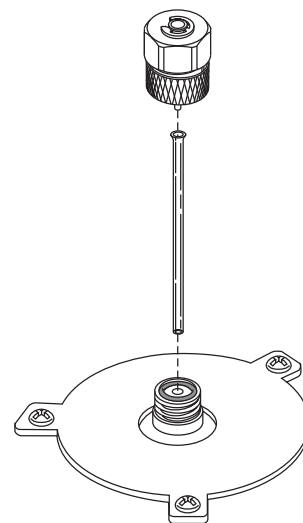
Item	Description	Unit	Part No.
1	Merlin Microseal high pressure nut		5182-3445
2	Merlin Microseal general purpose replacement septum 3 to 100 psi		5182-3444
	Merlin Microseal low pressure replacement septum		5181-8815
3	Septum nut, purged inlets		18740-60835
4	Non-stick advanced green septa, 11 mm	50/pk	5183-4759
	Non-stick long-life septa, 11 mm	50/pk	5183-4761
	General purpose gray septa 11 mm	50/pk	5080-8896-50
	Non-stick bleed and temperature optimized (BTO) septa, 11 mm	50/pk	5183-4757
5	Packed port insert weldment		19243-80570
6	Disposable glass insert, deactivated, 170 µL internal volume		5181-3382
	Disposable glass liner, 170 µL internal volume		5080-8732
7	O-ring, Viton	12/pk	5080-8898
8	Inlet weldment		G3451-80501
9	Polyimide ferrule, 1/4 in	10/pk	5080-8774
10	1/4 in nut, brass	10/pk	5180-4105
11	Packed column adapter		G1540-80013
	1/4 in column adapter		19243-80540
	1/8 in column adapter		19243-80530
	530 µm column adapter for use with glass liners		19244-80540
12	Nut warmer insulation		19234-60715
13	Nut warmer cup assembly		19234-60700
14	For complete offering of column nuts, see page 40.		
15	QuickPick purged packed inlet PM kit		5188-6498
	Swabs for cleaning GC/MS	100/pk	5080-5400
	Injection port cleaning kit		480-0003
	Septum tool, knurled handle		450-1000



Purged packed inlet assembly

7890/6890/6850 Purged Packed Inlet Supplies


Description	Unit	Part No.
QuickPick purged packed inlet PM kit Includes 5 non-stick BTO septa, 1 O-ring, 1 ferrule, and 1 disposable glass liner		5188-6498
Merlin Microseal		5182-3444
Merlin Microseal high pressure nut		5182-3445
Septum nut, purged inlets		18740-60835
Non-stick bleed and temperature optimized (BTO) septa, 11 mm	50/pk	5183-4757
Packed port insert weldment		19243-80570
O-ring, Viton	12/pk	5080-8898
Disposable glass liner, 170 µL internal volume	25/pk	5080-8732
Disposable glass insert, deactivated, 170 µL internal volume	5/pk	5181-3382
Polyimide ferrule, 1/4 in	10/pk	5080-8774
1/4 in nut, brass	10/pk	5180-4105
530 µm column adapter for use with glass liners		19244-80540
1/8 in column adapter for use with glass liners		19243-80530
1/4 in column adapter for use with glass liners		19243-80540
Nut warmer cup with insulation		19234-60720
Universal column nut	2/pk	5181-8830
Self Tightening column nut, for inlet/detector		5190-6194



How to install glass liner on Purged Packed Inlet

Nuts and Ferrules for 1/8 in Packed Columns

Description	Unit	Part No.
1/8 in stainless steel nut and ferrule set	20/pk	5080-8751
1/8 in brass nut and ferrule set	20/pk	5080-8750
Polyimide/graphite ferrule, 1/8 in	10/pk	0100-1332



Detector Systems

Flame Ionization Detector (FID)

The FID requires routine maintenance to ensure optimum performance. Maintenance requirements are application dependent, but Agilent recommends periodically cleaning or replacing the following items:

FID Routine Maintenance

Item	Comments
FID Jet	A plugged jet results in longer retention times as the column exit/detector pressure increases. Once the jet becomes completely plugged, it is difficult to light or sustain a flame.
Ignitor Glow-Plug	Replace if corroded or burned out.
FID Collector/Insulators	Contamination can contribute to detector noise or loss of sensitivity.
Column Adapter/Seals For Adaptable FID only	Leaks at column fittings can result in difficulty lighting the FID or sustaining a flame after injection.

Typical FID Problems

Condensation

Since the FID combustion process results in water formation, the detector temperature must be kept above 300 °C to prevent condensation. At detector block temperatures below 300 °C, the castle assembly drops below 100 °C, resulting in condensation and possible rusting. Such condensation, especially when combined with chlorinated or fluorinated solvents or samples, causes corrosion, with resulting increase in detector noise and loss of sensitivity.

Flame Ignition

If the flame goes out or will not light:

- Measure the hydrogen/air and makeup flow rates – Low H₂ or makeup flows indicate a plugged jet, or a leak at the column fitting. Measure each gas flow independently.
- Confirm that the ignitor is glowing during the FID ignition sequence.
- Check for partially or completely plugged jet – Formation of silica or carbon deposits at the tip of the jet can cause plugging. Incorrect capillary column installation can also cause plugging.

It is best to replace a plugged jet, rather than try to clean it.

- Check that the capillary column is not installed all the way to the jet tip (withdraw 1-2 mm).
- Check that the correct type of jet is installed for the column you are using.
- Check for leaking column or adapter fitting at the base of the FID.
- Check the lit offset value to make sure it is not too low or too high.
Adjust the value (normally set to 2.0 pA).

Injecting large volumes of aromatic solvent or water can cause the flame to go out. Switch to a non-aromatic solvent or reduce injection volume.

Increased FID Noise or Loss in Sensitivity

FID noise is affected by:

- The cleanliness of the GC gases and gas delivery system – Ensure that the carrier/H₂ and air purity is $\geq 99.9995\%$. Check traps and filters in the gas supply lines. The FID background signal should be ≤ 20 pA when the flame is lit and stabilized.
- Dirty collector/PTFE insulators – Clean or replace.
- Dirty jet – An incorrect flame pattern can increase noise or affect sensitivity.



FID collector assembly

TIPS & TOOLS

For optimal sensitivity, use Agilent gas purifiers to ensure cleanliness of your GC gases. **Turn to page 164.**





WHAT YOU NEED:

- Column
- Ferrule(s)
- Column nut
- Column cutter
- 1/4 in open end wrench
- Septum
- Isopropanol
- Lab tissue
- Lint-free gloves
- Column ferrule installation tool (p/n 19251-80680)



WARNINGS & CAUTION

- The oven and/or inlet may be hot enough to cause burns. If either is hot, wear heat-resistant gloves to protect your hands.
- Wear safety glasses to protect your eyes from flying particles while handling, cutting or installing glass or fused silica capillary columns. Use care in handling these columns to prevent puncture wounds.
- Wear clean, lint-free gloves to prevent contamination of parts with dirt and skin oils.

Installing a Capillary Column in the FID

1. Gather the required supplies and tools.
2. Load the GC maintenance method and wait for the GC to become ready.
3. If using the adaptable detector, verify that the adapter is installed.
4. Place a septum, capillary column nut, and ferrule on the column.
5. Score the column using a glass scribing tool. The score must be square to ensure a clean break.
6. Break off the column end by supporting it against the column cutter opposite the scribe. Inspect the end with a magnifying loupe to make certain there are no burrs or jagged edges.
7. Wipe the column walls with a tissue dampened with isopropanol to remove fingerprints and dust.
8. Install the capillary column.

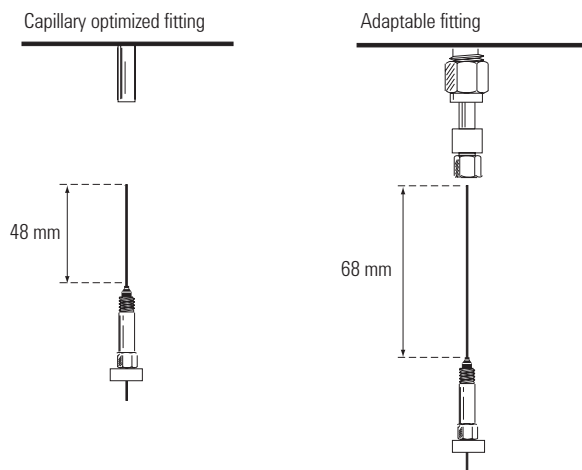
If the column id is greater than 0.1 mm:

- a. Gently insert the column into the detector until it bottoms; do not attempt to force it further.
- b. Finger tighten the column nut, then withdraw the column about 1 mm. Tighten the nut an additional 1/4 turn with a wrench.

If the column id is 0.1 mm or less, position the column so it extends above the ferrule by 48 mm (capillary optimized fitting) or 68 mm (adaptable fitting). Slide the septum up to hold the column nut and ferrule at this fixed position.

- c. Insert the column into the detector. Slide the nut and ferrule up the column to the detector base. Finger tighten the column nut until it grips the column.
- d. Adjust the column (not the septum) position so that the septum is even with the bottom of the column nut. Tighten the nut an additional 1/4 turn with a wrench.

Positioning the column



FID Jet Identification and Selection

Before ordering parts for FID maintenance, determine which type of FID is installed on your GC. The FID is available in two versions:

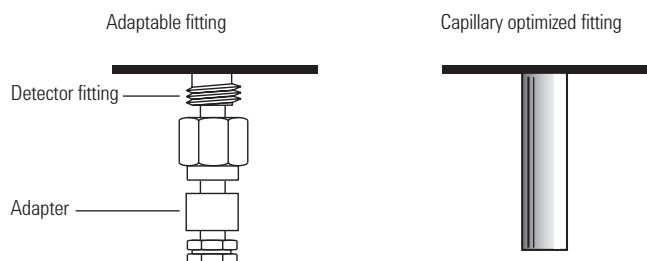
- Dedicated, Capillary Optimized: for capillary columns only
- Adaptable: for packed or capillary columns

To determine the type of FID installed on your GC, open the oven door and examine the fitting at the base of the detector. Compare to the following diagram.



Adaptable FID Jet, 19244-80560

Hint: Adaptable jets are longer than dedicated capillary jets.



FID Jets

Item	Description	Part No.
1	Jet, 0.011 in/0.29 mm id tip, capillary dedicated	G1531-80560
2	Jet, 0.018 in/0.47 mm id tip, capillary optimized	G1531-80620
3	Jet, capillary adaptable, 0.011 in id tip	19244-80560
4	Jet, packed, high temperature, 0.018 in id tip	19244-80620
5	Jet, packed standard, 0.018 in id tip	18710-20119
6	Jet, packed wide-bore, 0.030 in id tip (for high-bleed applications)	18789-80070



Jet Cleaning Procedure

Use Agilent FID Cleaning Kit, p/n 9301-0985

1. Run a cleaning wire through the top of the jet. Run it back and forth a few times until it runs smoothly. Be careful not to scratch the jet. (Do not force too large a wire or probe into the jet opening or the opening will become distorted. A loss of sensitivity, poor peak shape, and/or lighting difficulties may result if the opening is deformed.)
2. Fill an ultrasonic cleaning bath with aqueous detergent, and place the jet in the bath. Sonicate for five minutes.
3. Use a jet reamer to clean the inside of the jet.
4. Sonicate again for five min.

Note: from this point on, handle the parts only with forceps!

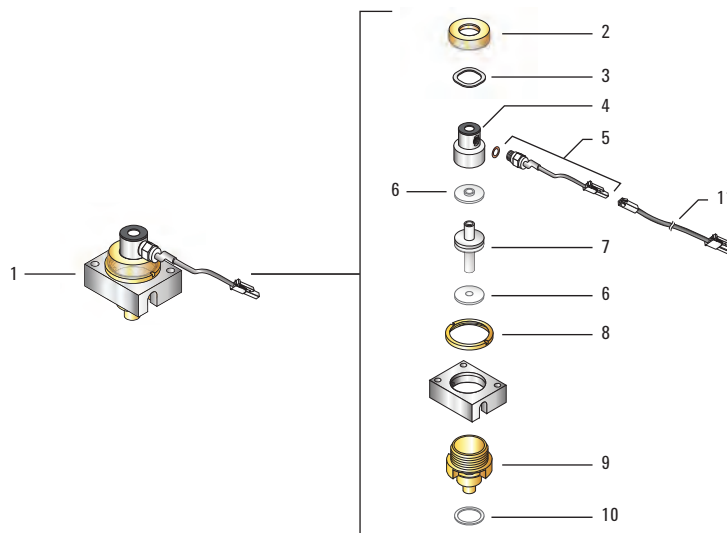
5. Remove the jet from the bath and rinse it thoroughly, first with hot tap water and then with a small amount of GC-grade methanol.
6. Blow the jet dry with a burst of compressed air or nitrogen, and then place the jet on a paper towel and allow to air dry.



FID cleaning kit, 9301-0985

7890/6890/6850 Flame Ionization Detector (FID) Supplies

Item	Description	Unit	Part No.
1	FID collector assembly		G1531-60690
2	Collector nut		19231-20940
3	Washer, spring, wavey, 19.0 to 19.81 mm id, 24.5 mm od		3050-1246
4	Hastelloy ignitor castle (optional)		19231-21060
	Ignitor castle		19231-20910
5	Ignitor glow plug assembly		19231-60680
6	Collector insulator		G1531-20700
7	Hastelloy collector body		G1531-21090
	Collector body		G1531-20690
8	Nut, collector spanner		19231-20980
9	Collector housing		G1531-20740
10	Silicone gaskets, 0.890 in od/0.709 in id	12/pk	5180-4165
11	FID ignitor cable, 7890A only		G3431-60680

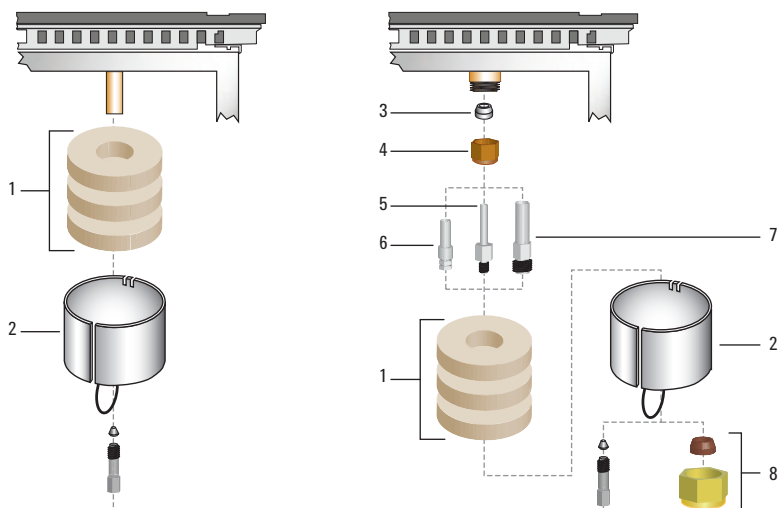


Flame Ionization Detector (FID) assembly

FID base assembly

Item	Description	Unit	Part No.
1	Nut warmer insulation		19234-60715
2	Nut warmer cup assembly		19234-60700
3	Polyimide ferrule, 1/4 in	10/pk	5080-8774
4	1/4 in nut, brass	10/pk	5180-4105
5	FID/NPD 1/8 in packed column		19231-80520
6	FID/NPD adapter for capillary column		19244-80610
7	FID/NPD 1/4 in packed column		19231-80530
8	1/8 in stainless steel nut and ferrule set	20/pk	5080-8751
	1/8 in brass nut and ferrule set	20/pk	5080-8750
	Polyimide/graphite ferrule, 1/8 in	10/pk	0100-1332
	1/8 in nut, brass	10/pk	5180-4103
	Universal column nut	2/pk	5181-8830

For complete offering of column ferrules, **see page 37**.



Capillary-optimized FID parts

Adaptable FID parts

FID base assembly



Electron Capture Detector (ECD)

The Agilent micro ECD is the most sensitive on the market, with a detection zone volume 10 times smaller than any other ECD. The replaceable liner serves as a physical stop for the column, ensuring reproducible column installation and decreasing column contamination of the cell.

Liner Selection

The only assembly that requires routine maintenance is the glass liner in the makeup gas assembly, especially for the μ ECD. All sample passes through the indent in the mixing liner of the μ ECD. The mixing liner should be replaced if there is a significant loss of sensitivity or any time the column is removed/reinstalled in the detector.

- Gigabore Liner (p/n 19233-20625): for original ECD design (5890 and 6890), brown, polyimide coating
- Mixing Liner (p/n G2397-20540): for μ ECD, clear glass with indent

Makeup Gas Adapter Maintenance/Installation Procedure

1. Remove the Makeup Gas Adapter from the ECD fitting with a 9/16 in wrench. Be careful not to stress the 1/16 in stainless steel gas supply tube.
2. Unscrew the end cap of the Makeup Gas Adapter and ultrasonically clean in solvent.
3. Remove the old liner.
4. Clean the Makeup Gas Adapter body with solvent in a Nalgene squeeze bottle.
5. Wipe the Makeup Gas Adapter with a clean laboratory wipe.
6. Install the replacement liner.
7. Reinstall the tip of the Makeup Gas Adapter and tighten securely.
8. Reinstall the Makeup Gas Adapter. Make sure it is fully inserted into the detector.
9. Reinstall the column.
10. Reinstall the insulation cup.

TIPS & TOOLS

Agilent's Self Tightening column nut eliminates the need for retightening once and for all

This unique, self tightening stainless steel GC column nut delivers a tight connection – without expensive upgrades or adapters – and gives you the advantages of:

- Reliable performance
- Less wasted time
- Ease of use
- Faster maintenance

Learn how to install a column using the Self Tightening column nut, visit www.agilent.com/chem/STnut



Thermal Cleaning

If your baseline is noisy or the output value is abnormally high (>1000 Hz), and you have determined that these problems are not being caused by leaks in the GC system, you may have contamination in the detector from column bleed and sample residues. To remove contamination, you should perform a thermal cleaning (bake out) of the detector. Bake out the detector at 20 to 30 degrees higher than normal operating temperature (375 °C max), with 50 to 100 mL/min of makeup gas flow.



WARNINGS & CAUTION

Detector disassembly and/or cleaning procedures other than thermal should be performed only by personnel trained and licensed appropriately to handle radioactive materials. Trace amounts of radioactive ⁶³Ni may be removed during other procedures, causing possible hazardous exposure to β and X-radiation.

Radioactivity Leak Test

Electron capture detectors must be tested for radioactive leakage at least every six months. Records of tests and results must be maintained for possible inspection by the Nuclear Regulatory Commission and/or responsible local agency. More frequent tests may be conducted when necessary.

The procedure used is a "wipe test". A Wipe Test Kit is supplied with each new detector. Refer to the information card supplied in the kit for instructions on performing the test.

Gas Purity

For successful EC detection, it's important that the carrier and purge gases are very clean and dry (99.9995% minimum purity). Moisture, oxygen, or other contaminants can result in higher detector response, but usually at the expense of both sensitivity and linear range. Always precondition the column before connection to the detector.

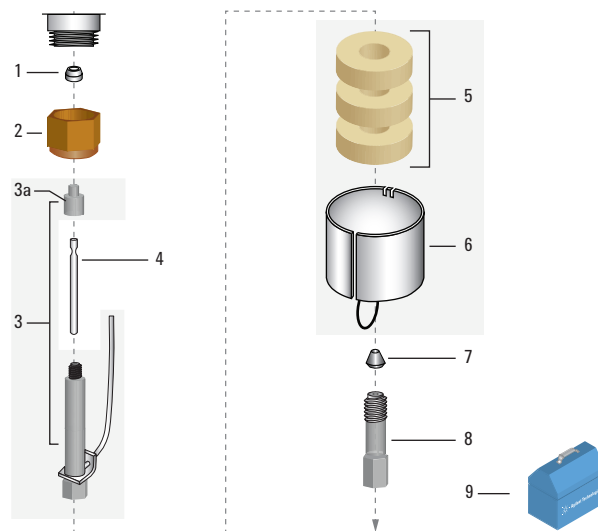
ECD Wipe Test

The Wipe Test Kit (p/n 18713-60050) included with each new ECD includes an information card with instructions for performing the test. Records of tests and results must be maintained for possible inspection by the Nuclear Regulatory Commission (NRC) and/or responsible state agency.

Electron Capture Detector (ECD) Supplies

Item	Description	Unit	Part No.
1	Polyimide ferrule, 1/4 in	10/pk	5080-8774
2	1/4 in nut, brass	10/pk	5180-4105
3	Micro ECD makeup gas adapter, 7890		G3433-63000
	Micro ECD makeup gas adapter, 6890		G2397-80520
3a	ECD adapter end cap		19233-20755*
4	Fused silica liner for micro ECD makeup gas adapter		G2397-20540*
5	Nut warmer insulation		19234-60715
6	Nut warmer cup assembly		19234-60700
7	For complete offering of column ferrules, see page 37.		
8	For complete offering of column nuts, see page 40.		
9	GC electron capture detector standard in isoctane	3 x 0.5 mL ampoules	18713-60040
	Micro ECD wipe test kit		18713-60050

*Items 3a and 4 are supplied with item 3



Electron Capture Detector (ECD) assembly



ECD WARNINGS

Although beta particles at this energy level have little penetrating power – the surface layer of the skin or a few sheets of paper will stop most of them – they may be hazardous if the isotope is ingested or inhaled. For this reason the cell must be handled with care. Radioactive leak tests must be performed at the required intervals, the inlet and outlet fittings must be capped when the detector is not in use, corrosive chemicals must not be introduced into the detector, and the effluent from the detector must be vented outside the laboratory environment.

Thermal Conductivity Detector (TCD)

The TCD compares the thermal conductivities of two gas flows – pure carrier gas (also called the reference gas) and carrier gas plus sample components (also called column effluent).

Filament Maintenance

The primary maintenance for a TCD involves the filament. Most procedures involve improving filament life or keeping the filament from becoming damaged or contaminated. To avoid filament damage and contamination:

- Check for leaks
- Use gas purifiers to remove oxygen
- Avoid chemically-active sample components, such as acids and halogenated compounds
- Turn off the filament when not in use

Increasing Filament Lifetime

Use the following startup process to increase filament lifetime:

Purge the detector with carrier and makeup gas for 10-15 min before turning on the filaments.

This prevents oxidation of the filaments due to the presence of oxygen that has diffused into the cell under no flow conditions.

Cell Contamination

Cell contamination is a problem when a lower detector temperature is used to improve sensitivity. If the cell becomes contaminated, a solvent flush of the detector may help to remove the condensed material.

Thermal Cleaning

The TCD can become contaminated with deposits from such things as column bleed or dirty samples. A wandering baseline, increased noise level, or changes in response on a checkout chromatogram all indicate contamination. Thermal cleaning, or bakeout (heating the detector block to evaporate the contaminant), should be performed only after you have confirmed that the carrier gas and the flow system components are leak-free and contaminant-free.

Watch out for decreased sensitivity caused by samples that react with the filament, originating from oxygen-contaminated carrier gas, leaks in plumbing, or column bleeding. Samples with active components, such as acids and halogenated compounds can chemically attack the filament as well. Also, sample condensation will contaminate the detector cell if the temperature is too low.

Some types of contaminants can be removed by temperature bake out.

7890/6890/6850 Thermal Conductivity Detector (TCD) Supplies

Description	Unit	Part No.
For 1/8 in SS Packed Column Installation		
Polyimide/graphite ferrule, 1/8 in	10/pk	0100-1332
1/8 in nut, brass	10/pk	5180-4103
For 1/4 in SS Packed Column Installation		
Polyimide/graphite ferrule, 1/8 in	10/pk	0100-1332
1/8 in nut, brass	10/pk	5180-4103
1/4 in packed column adapter		G1532-20710
Polyimide ferrule, 1/4 in	10/pk	5080-8774
1/4 in nut, brass	10/pk	5180-4105
For Capillary Column Installation (Standard)		
TCD capillary column adapter		G1532-80540
Polyimide/graphite ferrule, 1/8 in	10/pk	0100-1332
1/8 in nut, brass	10/pk	5180-4103
Universal column nut	2/pk	5181-8830
6850 column nut	2/pk	5183-4732
530 µm, 1.0 mm id graphite ferrule	10/pk	5080-8773
320 µm, 0.5 mm id graphite ferrule	10/pk	5080-8853
TCD sample	3 x 0.5 mL ampoules	18711-60060
Solution of 0.33% C ₁₄ , C ₁₅ , and C ₁₆ normal alkanes in hexane (w/w).		
FID and TCD sample	3 x 0.5 mL ampoules	18710-60170
This sample is used for the HP 5880, 5890 and 6890 with a FID or TCD. Solution of 0.033% C ₁₄ , C ₁₅ , and C ₁₆ normal alkanes in hexane.		



1/8 in stainless steel packed column



1/4 in packed column adapter, G1532-20710



Standard design



WHAT YOU NEED:

- Front ferrule
- Back ferrule
- Column nut
- Column cutter
- 7/16 in wrench
- Lab tissue
- Lint-free gloves

Installing a Capillary Column in the TCD

1. Gather the required supplies and tools.
2. Assemble the ferrules and 1/8 in brass Swagelok nut on the column.
3. Score the column using a glass scribing tool. The score must be square to ensure a clean break.
4. Break off the column end by supporting it against the column cutter opposite the scribe. Inspect the end with a magnifying loupe to make certain that there are no burrs or jagged edges.
5. Wipe the column walls with a tissue dampened with isopropanol to remove fingerprints and dust.
6. Insert the column into the detector until it bottoms.
7. Slide the column nut and ferrules up the column to the detector and finger tighten the nut.
8. Pull out 1 mm of column. Tighten the nut an additional 1/4 turn with a wrench or until the column does not move.

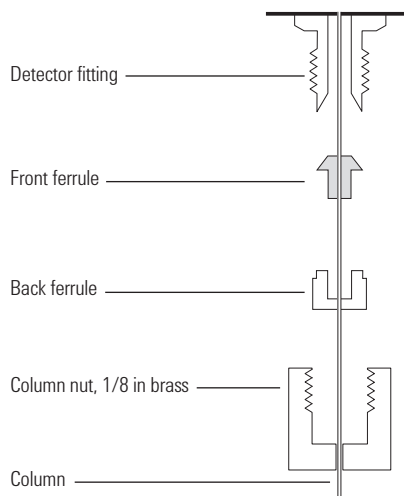


WARNINGS & CAUTION

- The oven and/or inlet may be hot enough to cause burns. If either is hot, wear heat-resistant gloves to protect your hands.
- Wear safety glasses to protect your eyes from flying particles while handling, cutting or installing glass or fused silica capillary columns. Use care in handling these columns to prevent puncture wounds.
- Wear clean, lint-free gloves to prevent contamination of parts with dirt and skin oils.

TCD Ferrules

Column ID (mm)	Back Ferrules, 10/pk	Front Ferrules, 10/pk
0.53	5182-3477	5182-9673
0.32	5182-3477	5182-9676
0.25/0.2/0.1	5182-3477	5182-9677
No hole	5182-3477	5182-9679
1/8 in nut, brass	5180-4103	



Determining the TCD Electronic Pressure Control (EPC)

If you have a 6890A or 6890A Plus GC, you may have an older design EPC flow manifold for the TCD. The older design requires removal of sheet metal panels to attach the TCD reference flow gas supply inside the GC. The new "Minifold" design allows TCD reference gas to be connected directly to the back of the GC. Replacement TCD filament block assemblies have different part numbers depending on the EPC design type.

Once you have determined the type of EPC module, consider ordering a passivated filament block assembly, which is recommended for fatty acid analysis or reactive/acidic samples.

TCD Filament Block Assemblies

Instrument	Passivated	Applications	Specifications	EPC Design	Part No.
7890A	Yes	Standard TCD Analysis Gases/Hydrocarbons	Complete Detector Assembly Includes detector palette and heater/sensor assembly	Original	G3432-60220
7890A	Yes	Standard TCD Analysis Gases/Hydrocarbons	Complete Detector Assembly Includes detector palette and heater/sensor assembly Third detector, side mounted	Original	G3432-60221
6890	No	Standard TCD Analysis Gases/Hydrocarbons	Filament Block Only Must reuse heater/sensor	Original	G1532-60675
6890	No	Standard TCD Analysis Gases/Hydrocarbons	Filament Block Only Must reuse heater/sensor	Minifold	G1532-60685
6890	Yes	Recommended for Fatty Acid Analysis	Filament Block Only Must reuse heater/sensor	Original	G1532-60690
6890/6850	Yes	Recommended for Fatty Acid Analysis	Filament Block Only Must reuse heater/sensor	Minifold	G1532-60695
6890/6850	No		Complete Detector Assembly Includes detector palette and heater/sensor assembly	Minifold	G2630-61230

Flame Photometric Detector (FPD)

In 2005, Agilent released an improved FPD with minimum detectable levels (MDL) of 3.6 pg/s for sulfur and 60 fg/s for phosphorus. This is more than a 5 times improvement for sulfur. The updated design is based on a one-piece deactivated transfer line jet assembly and improved optics. Upgrade kits are available.

Operation

The FPD uses three gases: air and hydrogen to support the flame, and nitrogen makeup for capillary columns. The flow rates are critical for optimizing performance. Using nitrogen as a makeup gas is essential to obtaining low MDLs. Do not use helium for the makeup gas.

Recommended Gas Flows

Detector Gas Flows	Phosphorus Mode	Sulfur Mode
Air	100 mL/min	60 mL/min
Hydrogen	75 mL/min	50 mL/min
Nitrogen makeup	60 mL/min	60 mL/min

Maintenance

Managing gas purity; contamination from column bleed, sample residue, and corrosion; and air leaks can help keep your FPD at peak performance.

Gas Purity

Sulfur contamination is a common problem and causes noise and/or a higher baseline offset in the FPD. To minimize sulfur contamination and achieve the lowest MDLs, use at least 99.9995% pure gases, clean tubing, and regulators with metal diaphragms. To protect your FPD over its lifetime, Agilent recommends gas generators or supply gas filters designed to remove sulfur.

For more information on Gas Clean Filters, turn to page 164.

Contamination

The FPD is susceptible to buildup of residue on the surfaces of the ignitor coil, jet, combustion chamber, and chamber window. The residue increases detector offset and reduces the signal-to-noise ratio. The sample or column bleed usually cause the residue. After a period of time, you may need to rebuild the detector and replace the transfer line. Do not clean the transfer line, jet, or other parts with brushes or solvents.

To increase the time between servicing, remove the column, cap off the detector, and run it at 250 °C with the flame to bake off some of the residue. Replacing the ignitor may reduce baseline output. If these tactics are not effective, rebuild the detector.

If your solvent or sample is corrosive, it can erode the aluminum vent tube. Agilent recommends using alternative stainless steel vent tubes for these applications.

Air Leaks

The original FPD design has three more internal seals than the new design. Temperature cycling of the detector causes the ferrules to shrink and leaks to occur. The most common leaks are around the fused silica transfer line. To eliminate these leaks, remove the detector from the GC and tighten the transfer line fittings.

For both the original and new FPD, leaks can develop at the column nut or capillary column adapter, the gang fitting at the EPC module, around the vent tube, or around the ignitor glow plug. If you are replacing fittings or O-rings, always use conditioned, graphitized-polyimide ferrules and Agilent's low sulfur O-rings. Make sure ferrules are the correct size for your column.



Glow plug, 0854-0141

Flame Ignition Problems

You can tell if your FPD is lit by checking the detector "Output" and "Flame" on the display. The detector senses that the flame is on by comparing the output with the offset. An optimized FPD normally runs with an output in the range of 30 to 80 with the offset point at 2.0. If the flame is out and the electrometer is on, the output usually displays less than 1.

Most FPD ignition problems are caused by incorrect gas flows, incorrect column installation, or a dirty or defective ignitor. To troubleshoot:

1. Make sure the FPD is at operating temperature before trying to light.
2. Remove the rubber drip tube while lighting the FPD.
3. Increase air supply pressure by 10-20 psi.
4. Check the detector gas flows to see if they match the Recommended Gas Flows table.
5. Check the detector output when you turn the flame on. The photomultiplier will see the glow of the ignitor and jump to about 68000 pA.
6. Remove the column and check the tip for residue or burnt polyimide coating. If it appears damaged, cut off the damaged portion and reinstall to the proper height.
7. Remove the ignitor glow plug. If dirty or damaged, replace it.

Less common problems include leaks, quenching, and condensation:

- Large air leaks at the inlet or detector can reduce the percentage of the hydrogen-air mixture at the detector and cause ignition problems.
- Large injections of certain samples can cause flameouts or quenching that cause the detector to attempt to relight, interrupting your analysis.
- Condensation is a by-product of the burning of your sample. For many analyses, the liquid is collected from the vent tube. If the liquid drips back into the detector, it will extinguish the flame. Agilent recommends that you wait to light the flame until the detector is at temperature and equilibrated.
- Light leaks at the vent tube can cause a higher baseline offset. Make sure the vent tube ferrule seals tightly against the emission block. Keep the lid closed over the detector.

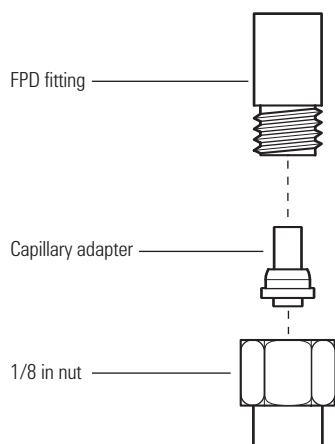
TIPS & TOOLS



Helium is not a good makeup gas for the FPD. You will not be able to light or keep the detector lit in the sulfur mode with helium.

Installing a Capillary Column Adapter to the FPD

1. Gather the required supplies and tools.
2. Load the GC maintenance method and wait for the GC to become ready.
3. Insert the capillary adapter into the 1/8 in nut as shown, then thread the nut onto the detector fitting.
4. Finger tighten the nut, then tighten an additional 1/8 turn with a wrench.



WHAT YOU NEED:

- FPD capillary column adapter
- Column cutter
- 1/4 in and 9/16 in wrenches
- Metric ruler
- 1/8 in nut
- Lint-free gloves



WARNINGS & CAUTION

- The oven and/or inlet may be hot enough to cause burns. If either is hot, wear heat-resistant gloves to protect your hands.
- Wear safety glasses to protect your eyes from flying particles while handling, cutting or installing glass or fused silica capillary columns. Use care in handling these columns to prevent puncture wounds.
- Wear clean, lint-free gloves to prevent contamination of parts with dirt and skin oils.



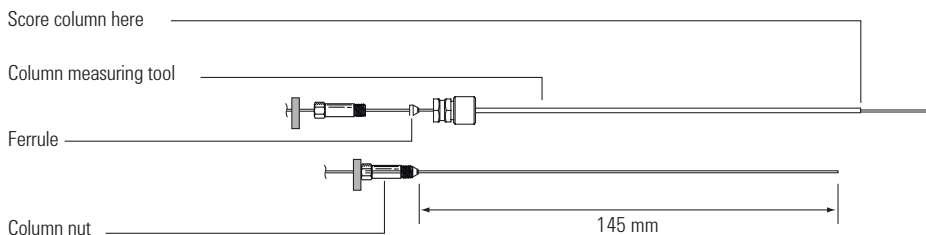
WHAT YOU NEED:

- Column measuring tool, p/n 19256-80640
- Column cutter
- 1/4 in and 7/16 in wrenches
- Column nut
- Ferrule
- Capillary column
- Lint-free gloves

Attaching a Capillary Column to the FPD

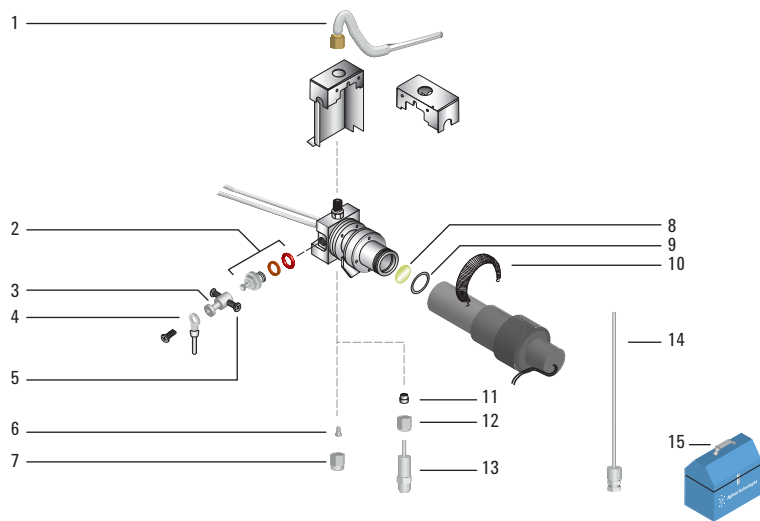
1. Gather the required supplies and tools.
2. Load the GC maintenance method and wait for the GC to become ready.
3. Assemble a septum, column nut, and ferrule on the end of the column.
4. Insert the end of the column through the column measuring tool so that the end protrudes beyond the tool.
5. Tighten the column nut until it grips the column. Tighten the nut an additional 1/8 to 1/4 turn with a pair of wrenches. Snug the septum against the base of the column nut.
6. Use a wafer cutter at 45° to score the column.
7. Snap off the column end. The column may protrude about 1 mm beyond the end of the tool. Inspect the end with a magnifying loupe to make certain that there are no burrs or jagged edges.
8. Remove the column, nut, and swaged ferrule from the tool.
9. Wipe the column walls with a tissue dampened with isopropanol to remove fingerprints and dust.
10. Verify that a capillary adapter is installed in the detector fitting.
11. Carefully thread the swaged column up into the adapter. Finger tighten the column nut, then use a wrench to tighten an additional 1/8 turn.

If you are using a capillary column, the tip of the column must be at least 1 mm below the surface of the jet. When you install the column, measure the distance from the sealing surface of the ferrule to the tip of the column. This measurement is 153 mm for the original FPD and 145 mm for the new FPD. For the new design, Agilent recommends using the column measuring tool, p/n 19256-80640.



7890/6890/6850 FPD Ignitor and Heat Shield Assembly

Item	Description	Unit	Part No.
1	FPD exit tube assembly, aluminum		19256-60700
	FPD exit tube assembly, stainless steel		19256-20705
2	FPD ignitor replacement kit		19256-60800
3	Collet for glow plug		19256-20690
4	Ignitor cable assembly		G1535-60600
5	Screw, M3 x 66 mm, T10		0515-0680
6	Capillary adapter seat, FPD		19256-21140
7	Capillary adapter nut		19256-21150
8	Sulfur filter		1000-1437
	Phosphorus filter		19256-80010
9	Filter spacer, use only with sulfur filter for flame photometric detector (p/n 1000-1437)		19256-20910
10	Spring, compression, for flame photometric detector		1460-1160
11	Polyimide/graphite ferrule, 1/8 in	10/pk	0100-1332
12	Nut, 1/8 in, stainless steel		0100-0057
13	1/4 in packed column adapter		G1532-20710
15	FPD check out sample		5188-5953
	FPD sample		5188-5245
	PM kit for single FPD		G2647-60501
	PM kit for dual FPD		G2648-60501



FPD ignitor and heat shield assembly

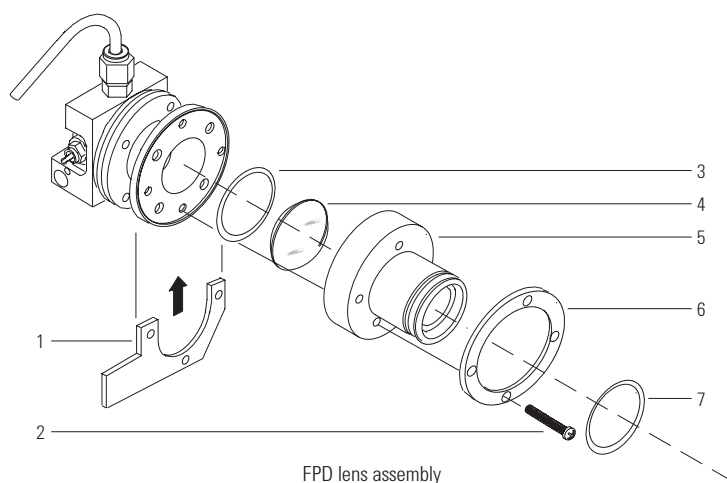
FPD Lens Assembly

Item	Description	Part No.
1	Clamp	19256-00090
2	Screw, M3 x 25 mm (4 required)	0515-0683
3	Window O-ring, inner, 0.926 in id, orange	5061-5886
4	Convex lens	1000-1438
5	Lens housing	19256-20900
6	Flange ring	19256-00200
7	Fluorocarbon Elastomer O-ring, brown, 1.239 in id	5061-5890



TIPS & TOOLS

Track detector output – when it increases by 50%, remove the column, bake it out, replace the ignitor, or rebuild the detector.



FPD Photomultiplier Tube (PMT) and Bracket Assemblies

Description	Part No.
Chimney back cover	G1535-80520
Heator/sensor assembly	G1535-60610
Transfer line support bracket	19256-00320
Bracket/support	G1535-00010
Sulfur filter, 7890 and late model 6890*	1000-1437
Sulfur filter, blue, early model 6890*	19256-80000
Phosphorus filter	19256-80010
Filter spacer, use only with sulfur filter for flame photometric detector (p/n 1000-1437)	19256-20910
PMT housing assembly	19256-60510
Dual FPD chimney front	G1535-00030

*Please contact Agilent technical support for assistance in selecting the correct sulfur filter for your 6890 FPD detector.

FPD+ Supplies for 7890B

Description	Part No.
Single FPD+ heat shield	G3435-81330
Dual FPD+ heat shield	G3435-81360
Ignitor for FPD, cleaned	19256-60750
Collet for glow plug	19256-20690
Screw, M3 x 66 mm, T10	0515-0680
Ignitor cable assembly	G1535-60600
Sulfur filter	1000-1437
Phosphorus filter	19256-80010
Filter spacer, use only with sulfur filter for flame photometric detector (p/n 1000-1437)	19256-20910
Spring, compression, for flame photometric detector	1460-1160
Packed-capillary adapter assembly	G3435-60350
Polyimide ferrule	5062-3538
Column tool brazement	19256-80640
FPD check out sample	5188-5953
FPD sample	5188-5245



FPD+



Nitrogen Phosphorus Detector (NPD)

NPD Beads

The NPD for the 7890/6890 GC features a ceramic bead selective for nitrogen and phosphorus compounds. Agilent offers three beads:

- Bloss bead
- White ceramic bead
- Black ceramic bead

Compared to the white ceramic bead, the Bloss bead provides:

- Superior bead lifetime
- Faster attainment of stable operation at initial start-up, as well as more stable operation throughout bead's lifetime
- Superior sensitivity and selectivity for phosphorus-containing compounds
- Similar sensitivity and selectivity for nitrogen-containing compounds
- Superior immunity to moisture

The white ceramic bead exhibits some tailing for phosphorus compounds. The black ceramic bead does not exhibit peak tailing and typically has a longer lifetime than the white bead; however, it is less sensitive.

All Agilent NPD beads are preconditioned, self-aligning for installation and include a proof-of-performance chromatogram.



Bloss NPD bead assembly, G3434-60806

NPD Beads

Description	Part No.
Bloss NPD bead assembly	G3434-60806
NPD white bead assembly	G1534-60570
NPD black ceramic bead assembly	5183-2007

NPD Gas Flow

The hydrogen, air and makeup gas flows should be measured frequently. They can drift over time or be changed unintentionally without knowledge of it occurring. Each gas flow should be measured independently to obtain the most accurate values. NPDs are very sensitive to changes in the gas flows and consistent flows are necessary to maintain performance levels.

Measuring NPD Flows

1. Set the bead voltage to 0.0 V.
2. Cool the NPD to 100 °C.
3. Remove the bead and store it carefully until re-installation.
4. Insert the NPD flow meter adapter tool into the NPD collector.
5. Attach the flow-measuring insert to the NPD flow meter adapter tool.
6. Place the flow meter tubing over the flow-measuring insert to begin measuring flows.



NPD Gas Purity

Because of its high sensitivity, the NPD requires very pure gases (99.999% or better). We strongly recommend that moisture and hydrocarbon traps be used on the carrier gas and all detector gases, including the detector hydrogen, air, and makeup gases. Dirty gases will not only give poor chromatographic performance, but will shorten the bead life as well.



TIPS & TOOLS

Agilent J&W GC Columns offer the lowest bleed levels, the best inertness for acids/bases/mixed functional compounds, and the tightest column-to-column reproducibility. Learn more at www.agilent.com/chem/mygccolumns



Cleaning and Replacement

The NPD requires periodic cleaning. In most cases, this only involves the collector and the jet. Agilent provides brushes and wires that simplify the cleaning of all detector parts. The brushes are used to dislodge particulates clinging to the metal surfaces. A fine wire is used to clean the jet opening of particulates. Do not force too large a wire or probe into the jet opening or the opening will become distorted. A loss of sensitivity or poor peak shape may result if the opening is deformed. The various parts can be ultrasonicated after cleaning with a brush. Eventually the jet needs to be replaced, so it is strongly recommended to have spare jets on hand.

Over time, residue from the bead or sample can build up in the collector and cause baseline problems. You should clean the collector after you have damaged the bead two or three times.

The metal C-rings wear slightly with each assembly and disassembly. After several assemblies and disassemblies (five or more), the rings may not seal effectively, causing an erratic baseline. A ceramic insulator and seal kit is available (p/n 5182-9722). Always cool the detector to near-ambient when changing seals and insulators.

Because there is no flame in the NPD, the jet does not collect silica and soot as does the FID jet. Although you can clean the jet, it is more practical to simply replace dirty jets with new ones. If you do clean the jet, use the cleaning wire, taking care not to damage the inside of the jet. You can also use a sonicator bath to clean the jet.

Contaminants

Some chemical problems can also arise when using the NPD. Because it is a trace detector, be careful not to contaminate the analytical system.

Glassware

Glassware must be very clean. Phosphate detergents should be avoided, so acid washing of glassware followed by distilled water and solvent rinsing is recommended.

Solvents

Solvents should be checked for purity. Chlorinated solvents and silanizing reagents can decrease the useful lifetime of the alkali source; excess reagent should be removed prior to injection, if possible.

Other Contamination Sources

Phosphate-containing leak detectors, phosphoric acid-treated columns or glass wool, polyimide-coated columns, or nitrogen-containing liquid phases can add noise to the system and should be avoided.

NPD Jet Identification and Selection

Before ordering parts for NPD maintenance, determine which type of NPD is installed on your GC.

The NPD is available in two versions:

- Dedicated, Capillary Optimized: for capillary columns only
- Adaptable: for packed or capillary columns

Hint: Adaptable jets are longer than dedicated capillary jets.

NPD Jets

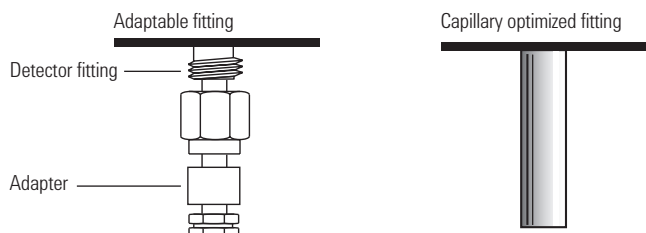
Description	Jet Tip ID	Length (mm)	Part No.
Jets for capillary optimized fittings			
Capillary with extended jet (recommended)	0.29 mm (0.011 in)	51.5	G1534-80580
Capillary	0.29 mm (0.011 in)	42.8	G1531-80560
Capillary	0.47 mm (0.018 in)	42.8	G1531-80620
Jets for adaptable fittings			
Capillary with extended jet (recommended)	0.29 mm (0.011 in)	70.5	G1534-80590
Capillary	0.29 mm (0.011 in)	61.5	19244-80560
Capillary	0.47 mm (0.018 in)	61.5	19244-80620
Packed	0.46 mm (0.018 in)	63.5	18710-20119



Capillary with extended jet,
for capillary-optimized fittings, G1534-80580

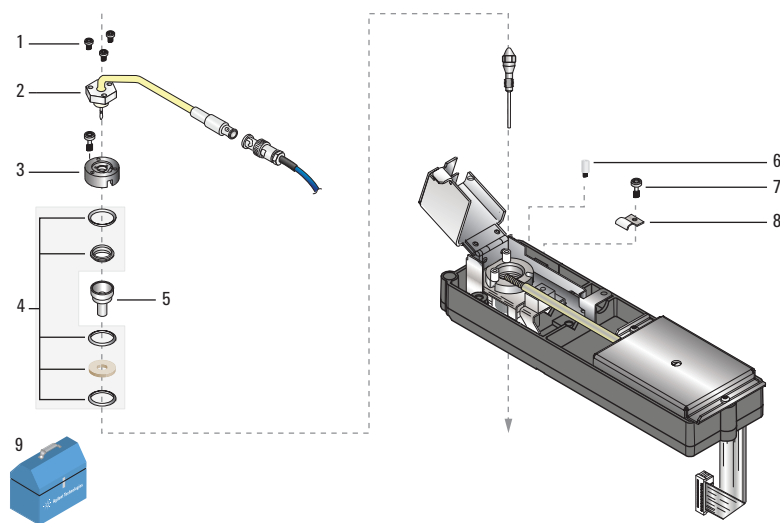


Capillary with extended jet,
for adaptable fittings, G1534-80590



7890/6890 Nitrogen Phosphorus Detector (NPD) Supplies (Top)

Item	Description	Part No.
1	Screw, T-10, M3 x 8 mm	0515-2726
2	NPD white bead assembly	G1534-60570
	Bios NPD bead assembly	G3434-60806
	NPD black ceramic bead assembly	5183-2007
3	NPD lid weldment	G1534-80510
4	NPD ceramic insulator kit Includes 2 metal C-rings (top and bottom), 2 alumina insulators (upper and lower)	5182-9722
5	NPD collector funnel	G1534-20530
6	NPD lid standoff	G1534-20590
7	Screw, M4 x 0.7, 10 mm	0515-2495
8	J-Clamp	1400-0015
9	Nitrogen phosphorus detector sample 1/4 in nut driver for FID jet, drilled shaft NPD flow adapter	18789-60060 8710-1561 G1534-60640

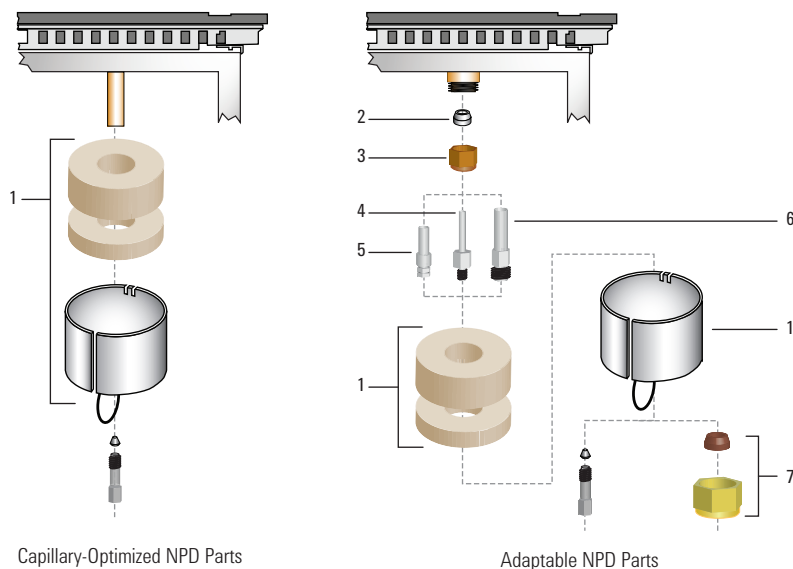


Nitrogen Phosphorus Detector (NPD) assembly (top)

7890/6890 Nitrogen Phosphorus Detector (NPD) Supplies (Bottom)

Item	Description	Unit	Part No.
1	Nut warmer cup with insulation		19234-60720
2	Polyimide ferrule, 1/4 in	10/pk	5080-8774
3	1/4 in nut, brass	10/pk	5180-4105
4	FID/NPD 1/8 in packed column		19231-80520
5	FID/NPD adapter for capillary column		19244-80610
6	FID/NPD 1/4 in packed column		19231-80530
	1/4 in packed column adapter		G1532-20710
7	1/4 in stainless steel nut and ferrule set	20/pk	5080-8753
	1/4 in brass nut and ferrule set	20/pk	5080-8752
	1/4 in nut, brass	10/pk	5180-4105
	Polyimide ferrule, 1/4 in	10/pk	5080-8774
	Universal column nut	2/pk	5181-8830

For complete offering of column ferrules, **see page 37**.



Nitrogen Phosphorus Detector (NPD) assembly (bottom)



Nitrogen Chemiluminescence Detector (NCD)

Nitrogen and Sulfur Chemiluminescence Detectors

The Agilent 355 Sulfur Chemiluminescence Detector (SCD) is the most sensitive and selective chromatographic sulfur detector available for the analysis of sulfur compounds.

The Agilent 255 Nitrogen Chemiluminescence Detector (NCD) is a nitrogen-specific detector that produces a linear and equimolar response to nitrogen compounds based on a chemiluminescent reaction of NO with ozone. Even complex sample matrices can be analyzed with little or no interference.

Nitrogen Chemiluminescence Detector (NCD) Supplies



Quartz tube kit for NCD DP burner, G6600-60038



Replacement oil coalescing filter, G6600-80042



Replacement oil coalescing filter for oil mist filter, G6600-80044



Replacement odor filtration element, G6600-80045

Description	Part No.
Quartz tube kit for NCD DP burner Includes ferrules, fittings and quartz tube	G6600-60038
PM Kit, DP RV5 oil pump Includes 4 chemical traps for ozone destruction, 4 oil coalescer elements and 4 (1 qt) bottles of synthetic oil	G6600-67007
PM Kit, dry piston pump Includes 4 chemical traps for ozone destruction and 2 repair kits for pump	G6600-67008
Replacement oil coalescing filter	G6600-80042
Oil mist filter for RV5 pump	G6600-80043
Replacement oil coalescing filter for oil mist filter	G6600-80044
Replacement odor filtration element	G6600-80045
O-ring, 1.3614 in id	G6600-80050
O-ring, 1.301 in id	G6600-80051
Dual plasma quartz tube	G6600-80063
Mobil 1 synthetic oil	G6600-85001
Oil, Edwards Ultragrade for RV3 and RV5 pumps	G6600-85002
Spare column nut and ferrule kit	G6600-80018
Column nut, 1/32 in	G6600-80072
Ferrule, column, 1/32 in x 0.5 mm fused silica, Valco	0100-2138
Ferrule, column, 1/32 in x 9 mm, polyimide/graphite	0100-2430

Sulfur Chemiluminescence Detector (SCD) Supplies

Description	Part No.
PM Kit, DP RV5 oil pump Includes 4 chemical traps for ozone destruction, 4 oil coalescer elements and 4 (1 qt) bottles of synthetic oil	G6600-67007
PM Kit, dry piston pump Includes 4 chemical traps for ozone destruction and 2 repair kits for pump	G6600-67008
Ceramic tube kit for SCD DP burner Includes ferrules, 3 upper ceramic tubes, and 1 lower ceramic tube	G6600-60037
Mobil 1 synthetic oil	G6600-85001
Oil mist filter for RV5 pump	G6600-80043
Oil, Edwards Ultragrade for RV3 and RV5 pumps	G6600-85002
O-ring, 1.301 in id	G6600-80051
Ozone destruction chemical trap	G6600-85000
Replacement oil coalescing filter for oil mist filter	G6600-80044
Sulfur chemiluminescence test sample	G2933-85001
Sulfur trap For carrier H ₂ and air gases; one required for each cylinder of gas (3 total)	G2933-85003
Spare column nut and ferrule kit	G6600-80018
Column nut, 1/32 in	G6600-80072
Ferrule, column, 1/32 in x 0.5 mm fused silica, Valco	0100-2138
Ferrule, column, 1/32 in x 9 mm, polyimide/graphite	0100-2430



Sulfur Chemiluminescence Detector (SCD)



PM kit, G6600-67008

Miscellaneous Instrument Parts and Supplies

Description	Part No.
Oven exhaust deflector for 6890/7890	G1530-80650
Oven exhaust deflector for 6850	G2630-60710
GC oven insert for 6890/7890	G2646-60500



Ceramic tube kit for SCD DP burner, G6600-60037



Oil mist filter, G6600-80043

GC Standards

GC Qualitative Standards

Description	Part No.
Qualitative Simulated Distillation Standards	
Boiling Point Calibration Sample No. 1	5080-8716
Low Boiling Point Calibration Sample No. 220	5080-8768
Boiling Point Calibration Sample No. 320	5080-8769
PolyWax 500, 1 g, neat	5188-5316
PolyWax 655, 1 g, neat	5188-5317
Qualitative Petrochemical Standards	
Alcohol in Gasoline Sample	18900-60640
Natural Gas Sample	5080-8756
Transformer Gas Sample	5080-8759
Refinery Gas Sample	5080-8755
Reference Gas Oil No. 1, Batch 2	5060-9086
Miscellaneous Qualitative Standards	
Nickel Catalyst Test Sample	19354-60510
Nickel Catalyst refill	5080-8761
MIDI System Calibration Standard	19298-60500

7820A GC System


Reliability and value

The Agilent 7820A GC is an affordable, high-quality solution for small- to medium-sized labs that are mainly concerned with routine analyses using standard GC methods – including those that must comply with regulatory requirements. The 7820A GC was designed to maximize uptime, minimize maintenance and complexity, and provide a high return on your investment. The system uses Agilent's proven electronic pneumatics control and digital electronics so you will get the unsurpassed performance you expect from an industry leader, and results you can count on.

- With an intuitive user interface and 'minimalist' five-button keypad, the 7820A GC is very easy to operate, even for inexperienced or infrequent users. Because there are no gauges or manual gas knobs, errors are minimized. And with convenient, real-world design features and built-in self-diagnostics, the 7820A GC is also easy to maintain.
- The simplified front panel keys and display provide sequence information, instrument conditions, and run status, while minimizing operating errors. The complementary software keyboard and display lets you control the system when it connects with an integrator or third-party software.
- You'll find a wide choice of inlets, including split/splitless for megabore and all capillary columns, packed for wide-bore capillary and packed columns.
- There's a wide choice of detectors, too, from flame ionization to thermal conductivity, micro-electron capture to nitrogen-phosphorus, not forgetting single wavelength flame photometric.
- With an Agilent 7650A or 7693A Injection Tower, you can eliminate the variables of manual injection, and increase your lab's throughput, too. With a capacity of up to sixteen 2 mL samples, this optional accessory offers unprecedented sample handling flexibility, and allows fully unattended operation – from injection all the way through final reporting.




7820A GC System



7820A Column Oven Parts

Item	Description	Unit	Part No.
1	Column hanger for 6890, 5890, 5880A		1460-1914
2	HP-88, 30 m, 0.25 mm, 0.20 µm, 7 in cage		112-8837
	DB-5ms, 20 m, 0.18 mm, 0.18 µm, 7 in cage		121-5522
	DB-1ms, 30 m, 0.25 mm, 0.25 µm, 7 in cage		122-0132
	DB-1701, 30 m, 0.25 mm, 0.25 µm, 7 in cage		122-0732
3	Oven shroud, 120 V, US		G1530-61610
	Oven shroud, 220 V/10 A, China		G1530-61230
	Oven shroud, 240 V, Australia		G1530-61640
4	Column hanger clip kit for 7 in basket		G1530-61580
5	Ceramic wafer column cutter	4/pk	5181-8836
	Magnifier, 20x		430-1020
	MS interface column installation tool		G1099-20030
	Column ferrule installation tool		19251-80680

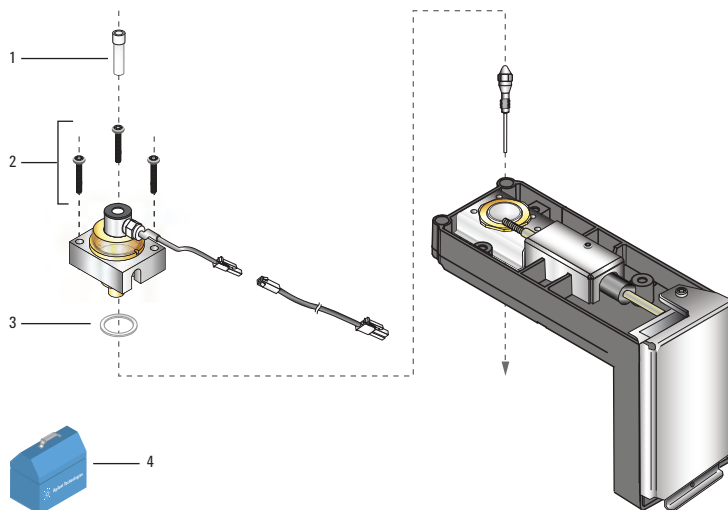


7820A Back View

Item	Description	Unit	Part No.
1	Signal cable, general purpose analog output cable assembly, spade lugs/6 pins		G1530-60560
2	Remote start cable for general use with lug		35900-60670
	Cable assembly, 6890A to 3396		G1530-60570
	Remote Start/Stop Cable 3590B/C/D/E		35900-60920
	Remote cable to 6890		03396-61010
	Remote cable APG 9M/9M to 6890		G1530-60930
	Remote control APG h-cable		35900-60800
3	Cable, w/conn, 80-1000V, telecom		8121-0940
4	ALS main cable assembly		G4514-60610
5	Power cord, Korea, C19, 16 amp		8121-1222
	Power cord, India/S.Africa, C19, 15 amp		8121-0710
	Power cord, GB/HK/SG/MY, C19, 13 amp		8120-8620
	Power cord, Europe, 16 amp		8120-8621
	Power cord, Japan, C15, 15 amp		8120-5342
	Power cord, US 120V, C19, 20 amp		8120-6894
	Power cord, Japan, C19, 20 amp		8120-6903
	Power cord, Australia, 16 amp		8120-8619
	Power cord, China, C19, 15 amp, Fast		8121-0070
	Power cord, Israel, C19, 16 amp		8121-0161
	Power cord, Argentina, C19, 20 amp		8121-0675
	Power cord, Thai 220V, 15 amp, 1.8M, C19		8121-1301
	Power cord, Swiss/DK, C19, 16 amp		8120-8622
	Power cord, China, C13, 10 amp		8121-0723
	Power cord, Brazil, C19, 250V max		8121-1787
	Power cord, Taiwan/S America, C19, 20 amp		8120-6360

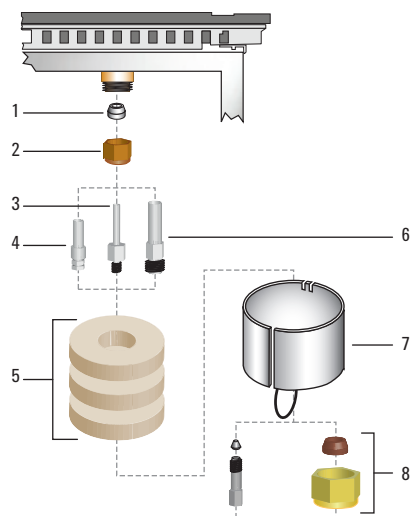
Item	Description	Unit	Part No.
6	Regulator, 2-stage, brass body, stainless steel diaphragms, 125 psi max, CGA590, industrial air, with 1/8 in fitting, for 1/4 in tubing purchase a 1/4 in adapter		5183-4645*
	Regulator, 2-stage, brass body, stainless steel diaphragms, 125 psi max, CGA350, hydrogen, argon/methane, with 1/8 in fitting, for 1/4 in tubing purchase a 1/4 in adapter		5183-4642*
	Regulator, 2-stage, brass body, stainless steel diaphragms, 125 psi max, CGA346, air, with 1/8 in fitting, for 1/4 in tubing purchase a 1/4 in adapter		5183-4641*
	Regulator, 2-stage, brass body, stainless steel diaphragms, 125 psi max, CGA580, helium, argon, nitrogen, 1/8 in fitting, for 1/4 in tubing purchase a 1/4 in adapter		5183-4644*
7	Oven exhaust deflector for 6890/7890		G1530-80650
8	1/8 in brass nut and ferrule set	20/pk	5080-8750
	Copper tubing, 1/8 in	12 ft	5021-7107
	Copper tubing, 1/8 in	50 ft	5180-4196
	1/8 in cross, brass		0100-0161

*Designed for US thread type CGA.



7820A FID Parts Top

Item	Description	Unit	Part No.
1	Chimney insert, PTFE		19231-21050
2	Screw, M4 x 25 mm, Torx T-20		0515-2712
3	Silicone gaskets, 0.890 in od/0.709 in id	12/pk	5180-4165
4	Cleaning wires for 0.016 in id jet	5/pk	5180-4150
	Cleaning wire for 0.018 in id/530 µm jet	5/pk	5180-4152
	GC flame ionization detector MDL standard Agilent 7890 GC		5188-5372
	FID flow measuring insert		19301-60660



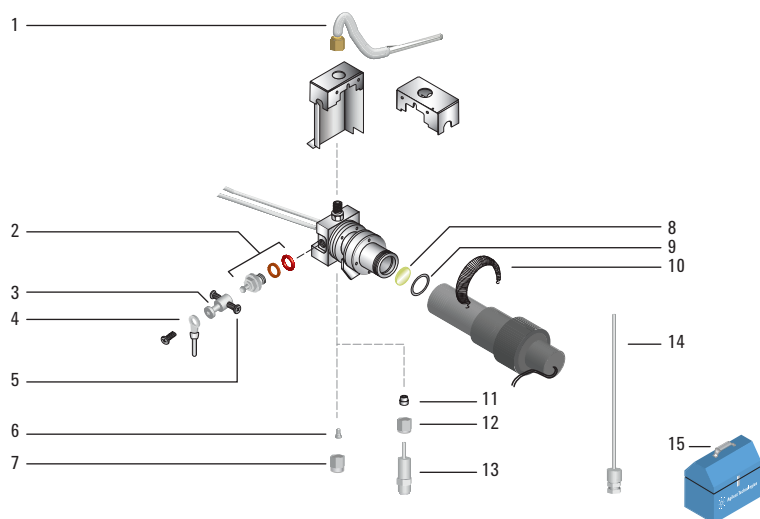
7820A FID Parts Bottom

Item	Description	Unit	Part No.
1	1/4 in nut, brass	10/pk	5180-4105
2	Polyimide ferrule, 1/4 in	10/pk	5080-8774
3	FID/NPD 1/8 in packed column		19231-80520
4	FID/NPD adapter for capillary column		19244-80610
5	Nut warmer insulation		19234-60715
6	FID/NPD 1/4 in packed column		19231-80530
7	Nut warmer cup assembly		19234-60700
8	1/8 in stainless steel nut and ferrule set	20/pk	5080-8751
	1/8 in brass nut and ferrule set	20/pk	5080-8750
	Polyimide/graphite ferrule, 1/8 in	10/pk	0100-1332
	1/8 in nut, brass	10/pk	5180-4103
	Universal column nut	2/pk	5181-8830
	For complete offering of column ferrules, see page 37.		



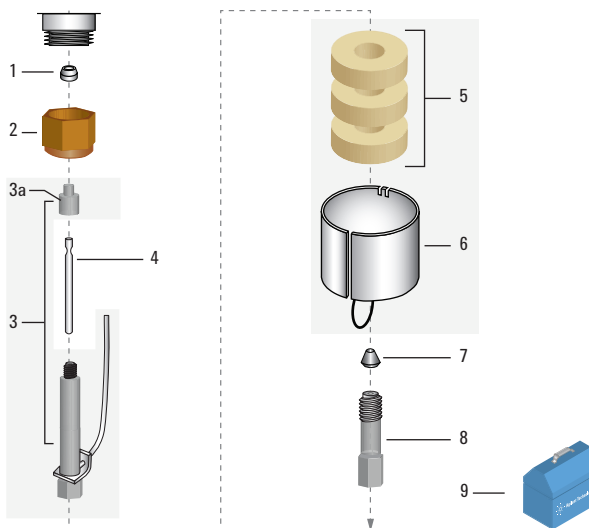
7820A FID Jets

Item	Description	Part No.
1	Jet, capillary adaptable, 0.011 in id tip	19244-80560
2	Jet, packed, high temperature, 0.018 in id tip	19244-80620
3	Jet, packed standard, 0.018 in id tip	18710-20119
4	Jet, packed wide-bore, 0.030 in id tip (for high-bleed applications)	18789-80070



7820A FPD Parts

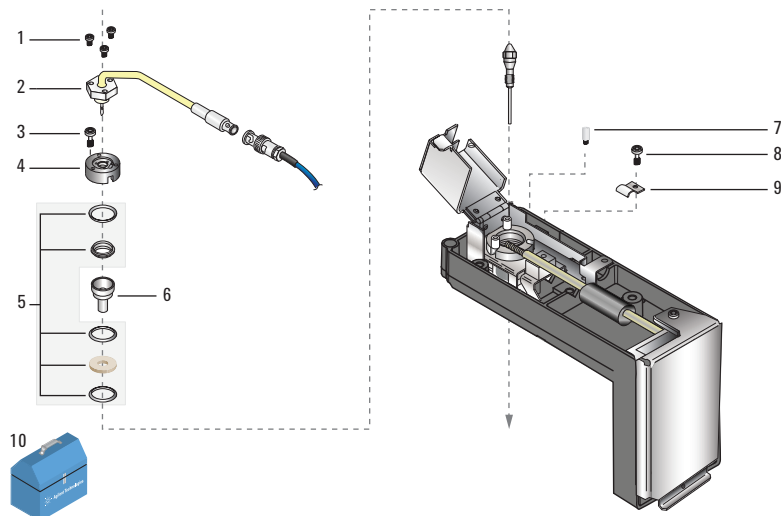
Item	Description	Unit	Part No.
1	FPD exit tube assembly		19256-60700
	FPD vent tube assembly		19256-20705
2	FPD ignitor replacement kit		19256-60800
3	Collet for glow plug		19256-20690
4	Ignitor cable assembly		G1535-60600
5	Screw, M3 x 66 mm, T10		0515-0680
6	Capillary adapter seat, FPD		19256-21140
7	Capillary adapter nut		19256-21150
8	Sulfur filter		1000-1437
	Phosphorus filter		19256-80010
9	Filter spacer, use only with sulfur filter for flame photometric detector (p/n 1000-1437)		19256-20910
10	Spring, compression, for flame photometric detector		1460-1160
11	Polyimide/graphite ferrule, 1/8 in	10/pk	0100-1332
12	Nut, 1/8 in, stainless steel		0100-0057
13	1/4 in packed column adapter		G1532-20710
14	Column tool brazement		19256-80640
	FPD check out sample		5188-5953
	FPD sample		5188-5245
	PM kit for single FPD		G2647-60501
	PM kit for dual FPD		G2648-60501



7820A Micro ECD Parts

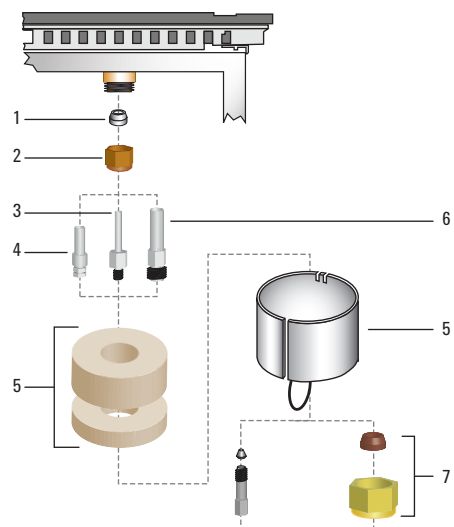
Item	Description	Unit	Part No.
1	Polyimide ferrule, 1/4 in	10/pk	5080-8774
2	1/4 in nut, brass	10/pk	5180-4105
3	Micro ECD makeup gas adapter, 7890 Micro ECD makeup gas adapter weldment assembly for new version detector, connected to EPC with tubing blocks		G3433-63000
	Old Micro ECD mug adapter Micro ECD makeup gas adapter weldment assembly for old version detector, connected to EPC with thumb nuts		G4333-63000
3a	Stainless steel cap for ECD makeup gas adapter, ECD adapter end cap		19233-20755*
4	Fused silica liner for micro ECD makeup gas adapter		G2397-20540*
5	Nut warmer insulation		19234-60715
6	Nut warmer cup assembly		19234-60700
7	For complete offering of column ferrules, see page 37.		
8	Universal column nut	2/pk	5181-8830
9	GC electron capture detector standard in iso-octane	3 x 0.5 mL ampoules	18713-60040
	Micro ECD wipe test kit		18713-60050

*Items 3a and 4 are supplied with item 3



7820A NPD Parts – Top

Item	Description	Unit	Part No.
1	Screw, T-10, M3 x 8 mm		0515-2726
2	NPD white bead assembly		G1534-60570
	NPD black ceramic bead assembly		5183-2007
3	Screw, M4 x 0.7, 10 mm		0515-2495
4	NPD lid weldment		G1534-80510
5	NPD ceramic insulator kit		5182-9722
6	NPD collector funnel		G1534-20530
7	NPD lid standoff		G1534-20590
8	Screw, M4 x 0.7, 10 mm		0515-2495
9	J-Clamp		1400-0015
10	Nitrogen phosphorus detector sample	3 x 0.5 mL ampoules	18789-60060
	1/4 in nut driver for FID jet, drilled shaft		8710-1561
	NPD flow adapter		G1534-60640



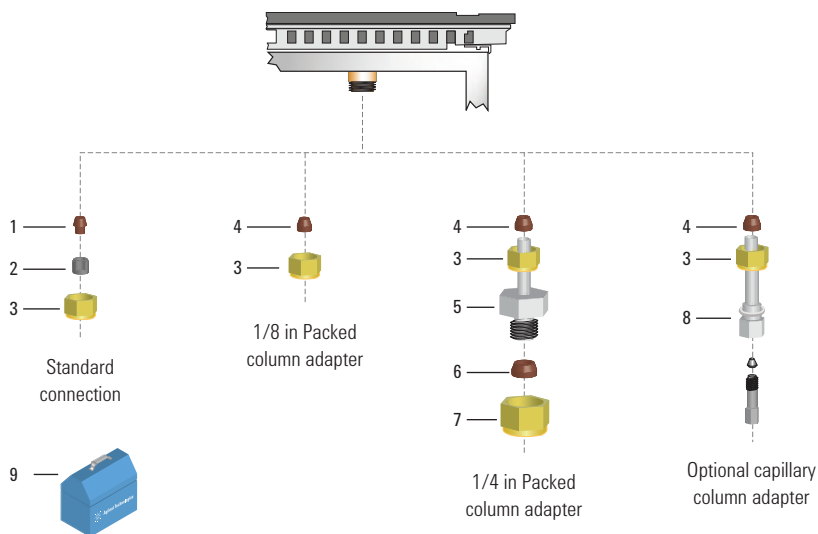
7820A NPD Parts – Bottom

Item	Description	Unit	Part No.
1	Polyimide ferrule, 1/4 in	10/pk	5080-8774
2	1/4 in nut, brass	10/pk	5180-4105
3	FID/NPD 1/8 in packed column		19231-80520
4	FID/NPD adapter for capillary column		19244-80610
5	Nut warmer cup with insulation		19234-60720
6	FID/NPD 1/4 in packed column		19231-80530
	1/4 in packed column adapter		G1532-20710
7	1/4 in nut, brass		5180-4105
	1/8 in stainless steel nut and ferrule set	20/pk	5080-8751
	1/4 in stainless steel nut and ferrule set	20/pk	5080-8753
	1/4 in brass nut and ferrule set	20/pk	5080-8752
	Universal column nut	2/pk	5181-8830
For complete offering of column ferrules, see page 37.			



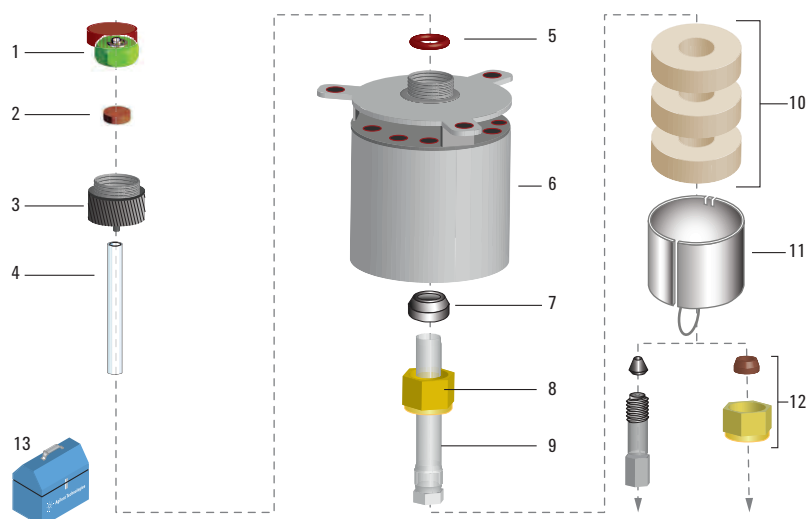
7820A NPD Jets

Item	Description	Part No.
1	Capillary with extended jet, 0.011 in/ 0.29 mm id tip, 70.5 mm length for adaptable fittings	G1534-80590
2	Jet, capillary adaptable, 0.011 in id tip	19244-80560
3	Jet, packed, high temperature, 0.018 in id tip	19244-80620
4	Jet, packed standard, 0.018 in id tip	18710-20119



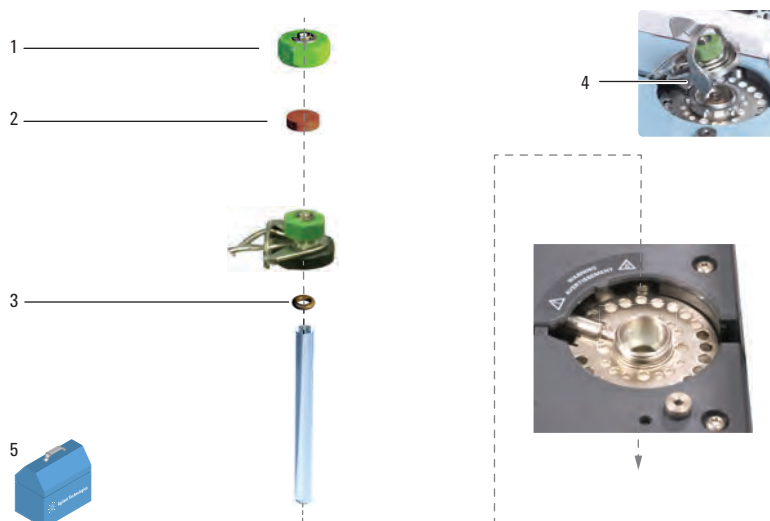
7820A TCD Parts

Item	Description	Unit	Part No.
1	TCD Front ferrule for 0.8 mm od columns	10/pk	5182-9673
	TCD Front ferrule for 0.53 mm od columns	10/pk	5182-9676
	TCD Front ferrule for 0.45 mm od columns	10/pk	5182-9677
	TCD Front ferrule, no hole	10/pk	5182-9679
2	TCD Back ferrule for 1/8 in detector fitting	10/pk	5182-3477
3	1/8 in nut, brass	10/pk	5180-4103
	1/8 in plug, brass	6/pk	5180-4124
4	Polyimide/graphite ferrule, 1/8 in	10/pk	0100-1332
5	1/4 in packed column adapter		G1532-20710
6	Polyimide ferrule, 1/4 in	10/pk	5080-8774
7	1/4 in nut, brass	10/pk	5180-4105
8	TCD capillary column adapter		G1532-80540
9	FID and TCD sample	3 x 0.5 mL ampoules	18710-60170
	TCD sample	3 x 0.5 mL ampoules	18711-60060



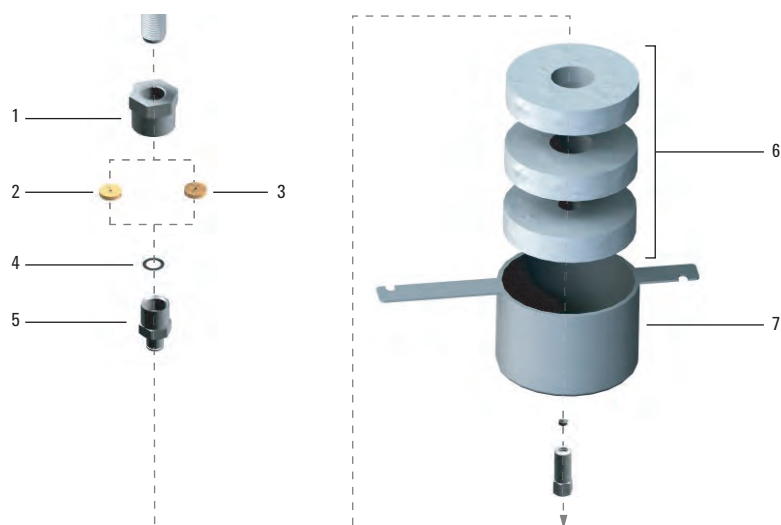
7820A Purged Packed Inlet Parts

Item	Description	Unit	Part No.
1	Septum nut, purged inlets		18740-60835
2	11 mm septa	50/pk	5183-4759
	Non-stick long-life septa, 11 mm	50/pk	5183-4761
	Non-stick bleed and temperature optimized (BTO) septa, 11 mm	50/pk	5183-4757
3	Packed port insert weldment		19243-80570
4	Disposable glass insert, deactivated, 170 μ L internal volume	5/pk	5181-3382
	Disposable glass liner, 170 μ L internal volume	25/pk	5080-8732
5	O-ring, Viton	12/pk	5080-8898
6	Inlet weldment		G3451-80501
7	Polyimide ferrule, 1/4 in	10/pk	5080-8774
8	1/4 in nut, brass	10/pk	5180-4105
9	1/4 in column adapter		19243-80540
	1/8 in column adapter		19243-80530
	530 μ m column adapter for use with glass liners		19244-80540
10	Nut warmer insulation		19234-60715
11	Nut warmer cup assembly		19234-60700
12	1/8 in nut, brass	10/pk	5180-4103
	Polyimide/graphite ferrule, 1/8 in	10/pk	0100-1332
	1/8 in brass nut and ferrule set	20/pk	5080-8750
	Polyimide ferrule, 1/4 in	10/pk	5080-8774
	Universal column nut	2/pk	5181-8830
	For complete offering of column ferrules, see page 37.		
13	QuickPick purged packed inlet PM kit		5188-6498
	Swabs for cleaning GC/MS	100/pk	5080-5400
	Injection port cleaning kit		480-0003
	Septum tool, knurled handle		450-1000



7820A Split/Splitless Inlet Parts (Top)

Item	Description	Unit	Part No.
1	Headspace septum retainer nut		18740-60830
	Septum nut, purged inlets		18740-60835
2	Non-stick bleed and temperature optimized (BTO) septa, 11 mm	50/pk	5183-4757
	Non-stick bleed and temperature optimized (BTO) septa, 11 mm	100/pk	5183-4757-100
	Non-stick long-life septa, 11 mm	50/pk	5183-4761
	Non-stick long-life septa, 11 mm	100/pk	5183-4761-100
3	Graphite O-ring for splitless liner	10/pk	5180-4173
	Graphite O-ring for split liner	10/pk	5180-4168
	Certified non-stick fluorocarbon O-ring	10/pk	5188-5365
4	Non-stick fluorocarbon O-ring for Flip Top	100/pk	5190-2268
	Non-stick fluorocarbon liner O-ring for Flip Top	10/pk	5188-5366
	Flip Top inlet sealing system		5188-2717
5	QuickPick split inlet PM kit		5188-6493
	QuickPick splitless vent and inlet PM kit		5188-6497
	FID collector cleaning brush	2/pk	8710-1346
	QuickPick split vent and inlet PM kit		5188-6496



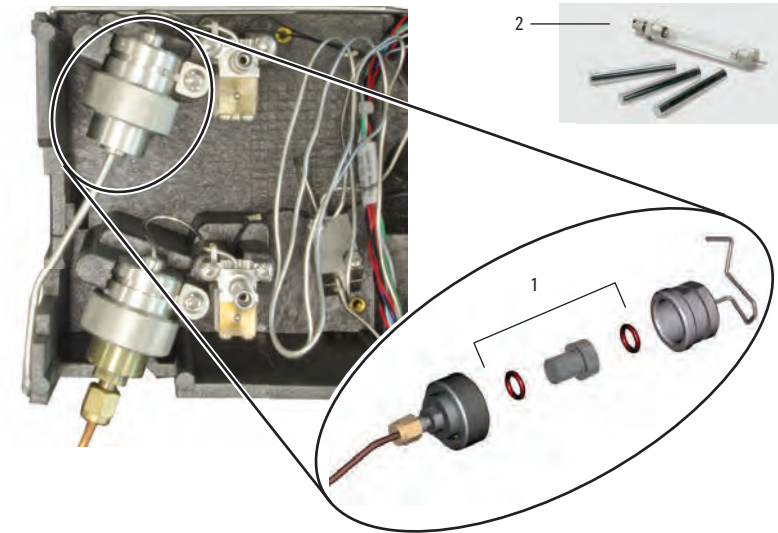
7820A Split/Splitless Inlet Parts (Bottom)

Item	Description	Unit	Part No.
1	Inlet heater weldment retaining nut		G1544-20590
2	Gold plated inlet seal kit with washer		5188-5367
	Certified gold plated seal kit, includes washer	10/pk	5190-2209
	Inlet seal, stainless steel		18740-20880
3	Gold plated seal with cross, split only		5182-9652
4	Washers, 0.375 od	12/pk	5061-5869
5	Reducing nut for split/splitless inlet		18740-20800
6	S/SL insulation kit, 3 pieces		5188-5241
7	Cover, lower insulation		19243-00070

TIPS & TOOLS

Download the Agilent Parts Finder Tool for simplified parts ordering and troubleshooting, www.agilent.com/chem/go2partsfinder





7820A Split Vent Traps

Item	Description	Unit	Part No.
1	Split vent trap preventive maintenance kit, single cartridge		5188-6495
2	Split vent trap with 3 cartridges		RDT-1020
	Cartridges, split vent trap	3/pk	RDT-1023

GC/MS Parts and Supplies

Your mass spectrometer is a sensitive, specialized device that delivers a higher level of functionality than other GC detectors. To continue achieving optimal results, it is critical to maintain your system properly by performing the essential tasks within this section. Some of the benefits of maintaining your GC/MSD include:

- Less downtime for repairs
- Longer lifetime for your MSD system
- Reduction in overall operating costs

It is advisable to keep a log book of system performance, Autotune, and maintenance operations performed. This makes it easier to identify variations from normal performance and to take corrective action.



Maintenance Schedule

Task	Every week	Every 6 months	Every year	As needed
Tune the MSD				✓
Change injection port liners	✓			
Check the foreline pump oil level	✓			
Gas ballast the foreline pump				✓
Check the calibration vial		✓		
Replace the foreline pump oil		✓		
Check the diffusion pump fluid	✓			
Replace the diffusion pump fluid			✓	
Replace the dry pump tip seals (IDP3)			✓	
Replace the traps and filters			✓	
Clean the ion source				✓
Replace worn out parts				✓
Lubricate seals (where appropriate)				✓
Replace column				✓

MSD Contamination

Contamination is usually identified by excessive background in the mass spectra, which can come from the GC or MSD. The source of contamination can sometimes be determined by identifying the contaminants. Some contaminants are much more likely to originate in the GC, while others are likely to originate in the MSD.

Contamination Sources in the GC

- Column or septum bleed
- Dirty injection port
- Injection port liner
- Contaminated syringe
- Poor quality carrier gas
- Dirty carrier gas tubing
- Fingerprints
- Air leaks
- Cleaning solvents and materials

Contamination Sources in the MSD

- Air leaks
- Cleaning solvents and materials
- Fingerprints inside the manifold
- Diffusion pump fluid
- Foreline pump oil

The action required to remove contamination depends on the type and level of contamination. Minor contamination by water or solvents can usually be removed by allowing the system to pump (with a flow of clean carrier gas) overnight. Serious contamination by rough pump oil, diffusion pump fluid or fingerprints is much more difficult to remove and may require extensive cleaning.

Air Leaks

Air leaks are a problem for any instrument that requires a vacuum to operate. Leaks are generally caused by vacuum seals that are damaged or not fastened correctly.

Symptoms of leaks

- Higher than normal vacuum manifold pressure or foreline pressure
- Higher than normal background
- Peaks characteristic of air (m/z 18, 28, 32, and 44 or m/z 14 and 16)
- Poor sensitivity
- Low relative abundance of m/z 502 (this varies with the tune program and MSD used)

Remedy

- Check interface nut for tightness. Replace if necessary.
- Check and leak test the GC injection port.

Leaks can occur in other places in the MSD, including the following:

- GC/MSD interface column nut
- Side/top plate O-ring (all the way around)
- Vent valve O-ring
- Calibration valve
- High vacuum gauge tube/controller fitting
- Cracked ion gauge tube
- Front and rear end plate O-rings
- GC/MSD interface O-ring (where the interface attaches to the vacuum manifold)
- Diffusion pump co-seal
- Baffle adapter O-ring
- Turbomolecular pump O-ring
- Polyimide/graphite ferrules, when heated



Cleaning Solvents

It is common to see cleaning solvent peaks in the mass spectra shortly after the ion source is cleaned.

Remedy

- Dry all cleaned metal parts in the GC oven before reassembling and reinstalling them. Refer to specific cleaning procedures in your MSD Hardware Manual or MSD Maintenance and Troubleshooting Manual.
- Use a temperature above the boiling point of the solvent but below the limit of the column.

Fingerprints

Fingerprints contain hydrocarbons that can appear in mass spectra. Hydrocarbon contamination is characterized by a series of mass peaks 14 m/z apart. The abundance of these peaks decrease as peak mass increases. Fingerprint contamination is usually caused by the failure to wear clean, nylon gloves during ion source handling or cleaning, GC inlet maintenance, or from installing the column. Use special care to avoid recontamination of parts after you clean them. This typically occurs after some maintenance or part replacement.

Remedy

Reclean using clean, nylon gloves and proper cleaning techniques.

MSD Contamination Identification

The following table lists some of the more common contaminants, the ion characteristics of those contaminants, and the likely sources of those contaminants.

Common Contaminants		
Ions (m/z)	Compound	Possible Source
13, 14, 15, 16	Methane	Cl gas
18, 28, 32, 44 or 14, 16	H ₂ O, N ₂ , O ₂ , CO ₂ , CO or N, O	Residual air and water, air leaks, outgassing from Polyimide ferrules
31, 51, 69, 100, 119, 131, 169, 181, 214, 219, 264, 376, 414, 426, 464, 502, 576, 614	PFTBA and related ions	PFTBA (tuning compound)
31	Methanol	Cleaning solvent
43, 58	Acetone	Cleaning solvent
78	Benzene	Cleaning solvent
91, 92	Toluene or xylene	Cleaning solvent
105, 106	Xylene	Cleaning solvent
151, 153	Trichloroethane	Cleaning solvent
69	Foreline pump fluid or PFTBA	Foreline pump oil vapor or calibration valve leak
73, 147, 207, 221, 281, 295, 355, 429	Dimethylpolysiloxane	Septum bleed or methyl silicone column coating
77, 94, 115, 141, 168, 170, 262, 354, 446	Diffusion pump fluid	Diffusion pump fluid and related ions
149	Plasticizer (phthalates)	Vacuum seals (O-rings) damaged by high temperatures, use of vinyl or plastic gloves
Peaks spaced 14 amu apart	Hydrocarbons	Fingerprints, foreline pump oil

The easiest way to insure that you minimize background contamination and remove damaging oxygen from your carrier gas system is to use a carrier gas purifying trap right before the gas enters your GC system.

Column bleed generally appears as a continuous and increased rise in the baseline at higher column temperatures, especially at or near the upper temperature limit of the GC column. Septum bleed usually appears as discrete peaks, and can occur at any temperature.

A crude sign of a "leak-free" MS system is when the ion ratio of m/z 28 (nitrogen) over m/z 32 (oxygen) is approximately two or greater.

Even preconditioned ferrules can shrink slightly at very high temperatures. If leak problems persist upon a new column installation, check this fitting first.



5977A Series GC/MSD system



Cloths, lint-free, 05980-60051



Cotton swabs, 5080-5400

Cleaning and Maintenance Supplies


Description	Part No.
Nylon gloves, lint-free, large, 1 pair	8650-0030
Nylon gloves, lint-free, small, 1 pair	8650-0029
Lint-free industrial wipes, 100% cotton, 9 x 9 in, 300/pk	9310-4828
Ion source cleaning kit Includes lint-free cloths (15/pk), abrasive sheets (5/pk), cotton swabs (100/pk), lint-free nylon gloves, abrasive Alumina powder	5181-8863
Cloths, lint-free, 15/pk	05980-60051
Swabs for cleaning GC/MS, 100/pk	5080-5400
Abrasive sheets, aluminum oxide green lapping paper, 600 mesh, 5/pk	5061-5896
Alumina powder, abrasive, 100 g	393706201
PFTBA sample, certified, 10 g	8500-0656
Replacement glass bulb for PFTBA and PFDTD test sample	G3170-80002
Replacement glass vial for PFTBA and PFDTD test sample	05980-20018
Activated alumina, absorbent pellets for Edwards rough pump traps, non-LC/MS, 1 lb can	8500-1233
MSD Tool Kit Includes source hold tool, lint-free cloth, cotton swabs, lint-free nylon gloves, abrasive sheets, wrenches and driving tools	G1099-60566

(Continued)



TIPS & TOOLS

Self Tightening column nuts at the transfer line and inlet fitting, using short graphite/polyimide-blend ferrules, provide a leak-free seal at both column connections, without the need to retighten the fitting after hundreds of heat cycles.



Cleaning and Maintenance Supplies

Description	Part No.
MS Interface Supplies	
MS interface column installation tool for the 5973 series, 5975 A/B/C/C TAD/E, 5977 series, and 7000 series Not for the 5975T	G1099-20030
Column installation tool for 5975T	G3880-20030
Column insertion tool for the 7200 series	G3850-60014
Tools	
Screwdriver, 3 in Pozidriv shaft No. 1 pt, fits no. 2-4 screws	8710-0899
Screwdriver, 4 in Pozidriv shaft No. 2 pt, fits no. 5-10 screws	8710-0900
Open end wrench, 1/4 and 5/16 in	8710-0510
Hex nut driver, 5.5 mm	8710-1220
Screwdriver, Torx T20	8710-1615
Screwdriver, Torx T15	8710-1622
Screwdriver, Torx T10	5182-3466
Gas Filters	
Replacement Agilent Gas Clean carrier gas filter	CP17973
Gas Clean carrier gas starter kit for 7890 Includes carrier gas filter, 1/8 in single connecting unit with bracket that installs directly on the 7890	CP17988
GC/MS filter kit Includes 1 connecting unit 1/4 in and 2 carrier gas filters	CP17977
Chemical ionization gas purifier	G1999-80410



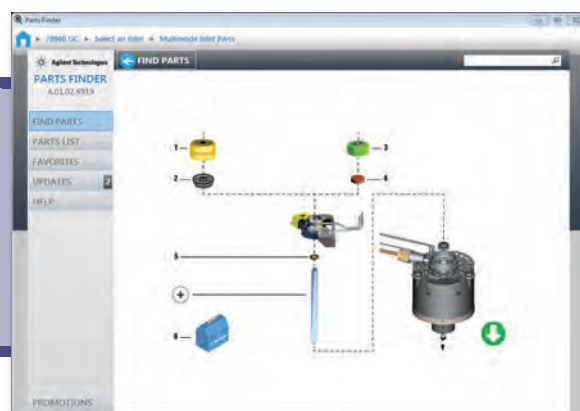
Column installation tool, G1099-20030



Replacement Agilent Gas Clean carrier gas filter, CP17973

TIPS & TOOLS

Download the Agilent Parts Finder Tool for simplified parts ordering and troubleshooting, www.agilent.com/chem/go2partsfinder



By using tools, supplies and best practices that provide a leak-free GC or GC/MS, analysts can improve performance and productivity of their system. The Agilent innovative Self Tightening column nuts using standard short polyimide/graphite ferrules eliminate the need to retighten GC column fitting at the mass spec transfer line, even after repeated heat cycling. Agilent UltiMetal Plus Flexible Metal ferrules provide robust leak-free column connections, along with an inert surface for fittings in the sample flow path.



Self Tightening column nut, for MS interface, 5190-5233



MS interface column nut, 05988-20066



UltiMetal Plus Flexible Metal ferrules, G3188-27501

Recommended MS Interface Connections

Description	Part No.
Recommended	
Nut	
Self Tightening column nut, for MS interface	5190-5233
Ferrule	
250 µm Polyimide/graphite ferrule, 10/pk	5181-3323
320 µm Polyimide/graphite ferrule, 10/pk	5062-3514
Tools	
MS interface column installation tool	G1099-20030
Column installation tool for 5975T	G3880-20030
Traditional	
Nut	
MS interface column nut, female	05988-20066
Ferrule	
0.4 mm Polyimide/graphite ferrule, 10/pk	5062-3508
0.5 mm Polyimide/graphite ferrule, 10/pk	5062-3506
Tools	
MS interface column installation tool	G1099-20030
Column installation tool for 5975T	G3880-20030
Alternative	
Nut	
Swaging nut, for MS interface with Flexible Metal ferrules	G2855-20555
Ferrule	
UltiMetal Plus Flexible Metal ferrule with 0.4 mm id, 10/pk	G3188-27501
UltiMetal Plus Flexible Metal ferrule with 0.5 mm id, 10/pk	G3188-27502
Tools	
Ferrule pre-swaging tool	G2855-60200

Ion Source

The ion source operates by electron ionization (EI) or chemical ionization (CI). The sample enters the ion source from the GC/MSD interface. Electrons emitted by a filament enter the ionization chamber, guided by a magnetic field. The high-energy electrons interact with the sample molecules, ionizing and fragmenting them. The positive voltage on the repeller pushes the positive ions into the lens stack, where they pass through several electrostatic lenses. These lenses concentrate the ions into a tight beam, which is directed into the mass filter.



Electron Impact (EI) Ion Source

Maintaining the Ion Source

Cleaning procedures for MSDs vary. Refer to your Troubleshooting and Maintenance Manual for specific ion source cleaning procedures.

Common Measures of Instrument Performance

- Abundance of certain ions
- Shape of lens ramps and the chosen voltages
- Sensitivity obtainable for a given analysis
- Ability to tune to a given reference compound (e.g., DFTPP)

Preparing to Clean

Prior to cleaning, the mass spectrometer must be vented and the ion source must be removed. Before venting the system, the following conditions must be met:

- Heated zones are less than 100 °C
- The diffusion pump is off and cool (if applicable)
- The turbo pump is off and not spinning (if applicable)
- The rough pump is off

Always allow the automatic venting routine to run its full course. Improper venting may cause diffusion pump fluid to be deposited into the analyzer (backstreaming). It can also reduce the life of the multiplier or other sensitive MS parts.

MSD Flow Rates (mL/min)

	Min	Max Diff Pump	Max Turbo Pump	Tuning Max
5977	0.1	2.0	4.0	2.0
5975	0.1	2.0	4.0	2.0
5973	0.1	2.0	4.0	2.0



WARNINGS & CAUTION

Important: Do not abrasively or ultrasonically clean the insulators.

Abrasively clean the surfaces that contact the sample or ion beam. Use an abrasive slurry of alumina powder and reagent-grade methanol on a cotton swab. Use enough force to remove all discoloration. Polishing the parts is not necessary; small scratches will not harm performance. Abrasively clean discoloration where electrons from filaments enter the source body.

Take care to avoid contaminating cleaned and dried parts. Put on new, clean gloves before handling the parts. Do not put the cleaned parts on a dirty surface. Place them only on clean, lint-free cloths.

TIPS & TOOLS



It is good practice to replace scratched lenses and other ion source parts regularly. Scratched source parts lead to poor performance.

El Source Selection Guide

Inert Ion Source

To ensure accurate quantification and high sensitivity, the entire GC/MSD flow path must be highly inert, including the detector surfaces. The inert ion source is made of the same inert material used in the Extractor EI Source and is programmable to 350 °C, enabling trace level detection and SVOC and VOC analyses (see Source Selection for Various Applications).

Aperture Diameters Available for the Agilent 5977A Series Ion Sources

Aperture Diameter	3 mm	6 mm	9 mm
Stainless Steel Source	05971-20134	G3136-20530	--
Inert Source	G2589-20100	G2589-20045	--
Extractor EI Source	G3870-20444	G3870-20448	G3870-20449

Having trouble selecting the appropriate aperture diameters for the Agilent 5977A Series Ion Sources? Download publication number 5991-2106EN at www.agilent.com/chem/library

Source and Tune Selection Guidance

Choosing the most appropriate source configuration and tune can have a significant effect on the success of an application (see, Source Configurations and Supported Tunes). The guidelines outlined here are meant to be general suggestions as starting points. Application-specific method development should be performed to ensure the best operating conditions. EI Tune Options gives a description of the various tune modes and their use.

TIPS & TOOLS

Read and understand "A Quick-Start Guide to Optimizing Detector Gain for GC/MSD", publication number 5991-2105EN, before attempting to optimize any method or configuration, www.agilent.com/chem/library



Stainless Steel Ion Source

The most cost-effective source for picogram to high nanogram sensitivity and for obtaining spectra most similar to legacy instruments is the stainless steel ion source, which is programmable up to 350 °C.

Source Selection for Various Applications

Application	Source(s)	Drawout/ Extractor Lens (mm)	Tune
Ultra-trace level (low fg-low ng)	Extractor EI	3	Etune
Trace level (fg-ng)	Extractor EI, Inert	3	Etune, Atune
Mid to high-level (pg-high ng)	Extractor, Inert, Stainless Steel	6, 9	Atune
Obtain spectra closest to older instruments	Stainless Steel	3	Stune
VOC P&T - (BFB)	Extractor EI, Inert	6	BFB Autotune
SVOC (DFTPP)	Extractor EI, Inert	6	DFTPP

Source Configurations and Supported Tunes

Source	Etune	Atune	BFB Autotune	Ion Mass	Stune	DFTPP	BFB
Stainless Steel	--*	✓	--	✓	✓	✓	✓***
Inert	--*	✓	✓**	✓	✓	✓	✓***
Extractor EI	✓	✓	✓**	✓	✓	✓	✓***

*Etune can be executed from the tune menu with a non-extractor source but will produce only an atune

**BFB Autotune requires the use of the 6 mm drawout plate/extraction lens

***BFB Autotune is the preferred tune. Download Application Note 5991-0029EN at www.agilent.com/chem/library

El Tune Options

In the Tune menu, and in the Tune and Vacuum Control view there are several options for tune selection. The top two options are mechanisms to run part or the entire active tune. The remaining menu options are tunes for specific purposes and are described below.

Description of the Tune Options for the Agilent 5977A Series Ion Source

Tune menu items

(default tune filenames as *.U)

Description

Tune MSD	Performs the type of tune that is embedded in the active tune.
QuickTune	Provides a fine tuning to ensure acceptable response, resolution and accurate mass assignment.
Autotun (Atune.U)	The standard repeller-based tune of the Agilent 5973 inert MSD and Agilent 5975 Series.
Extraction source tune (Etune.U)	Used with the Extractor EI Source to provide the highest sensitivity. Equivalent to Atune when used with inert or stainless sources.
BFB Autotune (BFB_Atune.U)	Used in conjunction with Atune to meet US EPA BFB tuning criteria. Requires the use of 6 mm drawout/extraction lens and operates in standard repeller-based tuning mode.
Low Mass Autotune (Lomass.U)	Identical to Autotune, except it tunes on masses 69, 131, and 219 instead of 69, 219, and 502. Intended for low molecular weight applications and natural gases under 250 daltons.
Standard Spectra Tune (Stune.U)	Ensures standard response over the full mass range. Specifically, PFTBA mass 69 is the base peak, mass 219 is between 35 and 99%, and mass 502 is >1%. This is a lower sensitivity tune used to better match legacy libraries created using the Agilent 5971 or 5972 MSDs.
DFTPP	A specific target tune used for US EPA semivolatile analysis (8270 methods).
BFB	A specific legacy target tune used for VOC analysis. It does not provide the same sensitivity and stability as BFB Autotune. Provides continuity for established SOPs and for users with a preference for target tuning. See Application Note 5991-0029EN for a description of the recommended procedure for VOC analysis at www.agilent.com/chem/library

Available EI Sources for the Agilent 5977A Series GC/MS

Source	Benefit	Part No. (spare parts)
Stainless	Inexpensive	G2591D
Inert	Reduced activity	G2591B
Extractor EI Source	Reduced activity Highest sensitivity	G2591C



Electron Impact (EI) Ion Source

Electron Impact (EI) Ion Source

The recommended cleaning material for the EI ion source is abrasive, aluminum oxide powder.

Do not immerse filaments or lens insulators in solvent. If insulators are dirty, clean them with a cotton swab dampened with reagent-grade methanol. If that does not clean the insulators, replace them.



WARNINGS & CAUTION

Important: Do not abrasively or ultrasonically clean the insulators.

Abrasively clean the surfaces that contact the sample or ion beam. Use an abrasive slurry of alumina powder and reagent-grade methanol on a cotton swab. Use enough force to remove all discoloration. Polishing the parts is not necessary; small scratches will not harm performance. Abrasively clean discoloration where electrons from filaments enter the source body.

Take care to avoid contaminating cleaned and dried parts. Put on new, clean gloves before handling the parts. Do not put the cleaned parts on a dirty surface. Place them only on clean, lint-free cloths.

5977/5975/5973 MSD Electron Impact Ion Source Parts (EI)

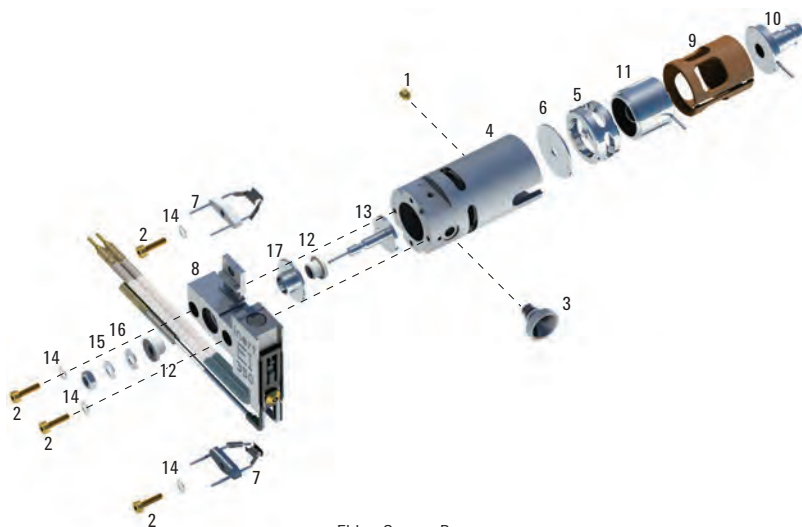
Item	Description	Part No.
1	Set screw for lens stack	G1999-20022
2	Cap screw, gold plated	G1999-20021
3	Transfer line socket	G1099-20136
4	Ion source body	G1099-20130
5	Drawout cylinder	G1072-20008
6	Drawout plate, 3 mm	05971-20134
	Drawout plate, 6 mm	G3163-20530
7	Filament assembly, high temperature (EI)	G7005-60061
8	Repeller assembly, Agilent 5977 MSD, stainless steel EI 350 ion source	G3870-60172
9	Lens insulator	G3170-20530
10	Entrance lens assembly	G3170-20126
11	Ion focus lens	05971-20143
12	Repeller insulator	G1099-20133
13	Repeller	G1099-20132
14	Washer, SPR CRVD, 1.6 to 1.8 mm id, 4 mm od, SS	3050-1375
15	Washer, SPR BLVL 4 .125 in id .25 in od	3050-1301
16	Washer, for Repeller M3	3050-0891
17	Repeller block insert	G3870-20135



Lens insulator, G3170-20530




Repeller insulator, G1099-20133



EI Ion Source Parts

5977/5975/5973 MSD Electron Impact Inert Ion Source Parts (EI)

Item	Description	Part No.
1	Set screw for lens stack	G1999-20022
2	Cap screw, gold plated	G1999-20021
3	Transfer line socket	G1099-20136
4	Inert ion source body	G2589-20043
5	Drawout cylinder	G1072-20008
6	Drawout plate, 3 mm	G2589-20100
	Drawout plate, 6 mm	G2589-20045
7	Filament assembly, high temperature (EI)	G7005-60061
8	5977 Inert EI 350 repeller block	G3870-60179
9	Lens insulator	G3170-20530
10	Entrance lens assembly	G3170-20126
11	Ion focus lens	05971-20143
12	Repeller insulator	G1099-20133
13	Inert repeller	G2589-20044
14	Washer, SPR CRVD, 1.6 to 1.8 mm id, 4 mm od, SS	3050-1375
15	Washer, SPR BLVL 4 .125 in id .25 in od	3050-1301
16	Washer, for Repeller M3	3050-0891



5977/5975/5973 Inert Ion source parts (EI)



Extractor EI Source

Extractor EI Source

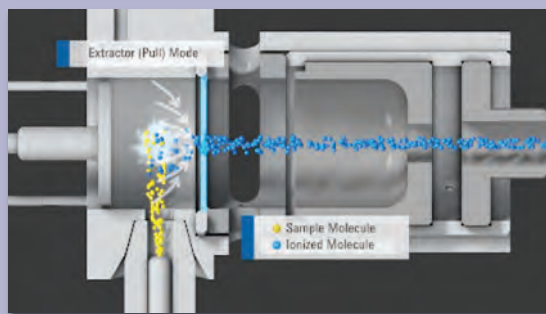
This innovative ion source has an extractor lens in place of the drawout plate used in the other EI sources and it is made of an inert material. It is programmable up to 350 °C to deliver enhanced response for active compounds and late eluters. These unique features provide maximum, ultratrace level sensitivity for a wide variety of compounds. The extractor lens provides additional focus to the ion beam into the mass analyzer. A potential is applied to the extractor lens which pulls the ions out of the ionization chamber, adding to the push provided by the repeller voltage. The result is a significant increase in the number of ions analyzed, improving the true sensitivity of the instrument. There are three available aperture sizes for the Extractor EI Source, as well as the two other sources: 3, 6, and 9 mm. Generally, the 3 mm aperture provides the best sensitivity. Selecting one of the larger aperture sizes enables analysis of higher concentrations of target compounds. Increasing aperture diameters also reduces the residence or interaction time and provides higher effective inertness for fragile compounds.

The Extractor EI Source can be operated in the higher sensitivity mode of extraction tuning or in standard mode in which it behaves in the same way as the standard stainless and inert sources. The ability to change between extractor and repeller-only mode is controlled by the software and does not require any physical changes.



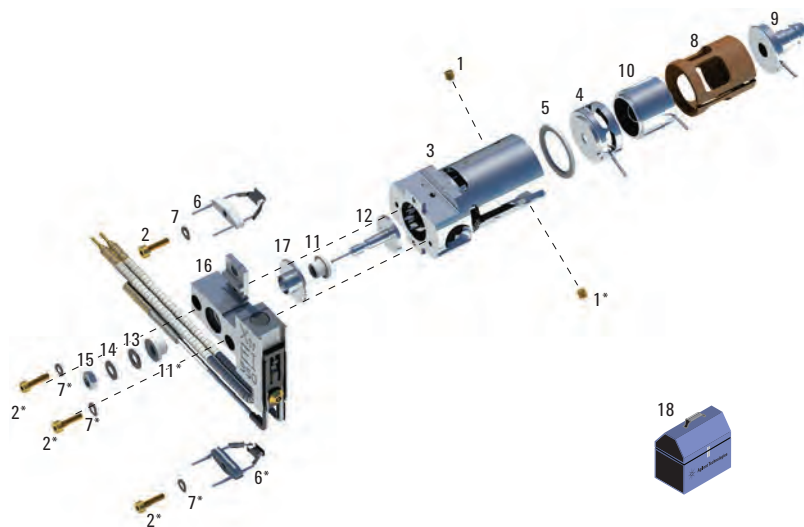
TIPS & TOOLS

A video description of the Extractor EI Source is available at www.chem.agilent.com/chem/resolve



5977/7000C Extractor Ion Source Parts

Item	Description	Part No.
1	Set screws	G3870-20446
2	Screws	G3870-20021
3	Extraction source body	G3870-20440
4	Extractor lens	G3870-20444
5	Extractor lens insulator	G3870-20445
6	Filaments, 4-turn	G3170-60053
7	Spring washer	3050-1374
8	Lens insulator	G3870-20530
9	Entrance lens assembly	G3170-20126
10	Ion focus lens	05971-20143
11	Repeller insulator	G1099-20133
12	Inert repeller	G2589-20044
13	Washer, for Repeller M3	3050-0891
14	Washer, SPR BLVL 4 .125 in id .25 in od	3050-1301
15	Nut, 5.5 mm	0535-0071
16	5977 Extraction 350 repeller block assembly	G3870-60171
17	Repeller block insert	G3870-20135



Extractor Ion Source Parts



5977/5975/5973/7000 Ion Source

Chemical Ionization (CI) Ion Source

Because the CI ion source operates at much higher pressures than the EI ion source, it will probably require more frequent cleaning than the EI ion source.

The source should be cleaned whenever there are performance anomalies that are associated with a dirty ion source. Let analytical performance be your guide.

When cleaning the CI ion source, concentrate on the CI repeller, ion source body, and drawout plate. Be sure to clean the 0.5 mm diameter holes in the ion source body and drawout plate.

Cleaning the ion source is very similar to cleaning the EI ion source. Use the same EI cleaning procedure with the following exceptions:

- The CI ion source may not look dirty, but deposits left by chemical ionization are very difficult to remove. Clean the CI ion source thoroughly.
- Use a round wooden toothpick to gently clean out the electron entrance hole in the source body and the ion exit hole in the drawout plate.
- Do not use halogenated solvents. Use hexane for the final rinse.

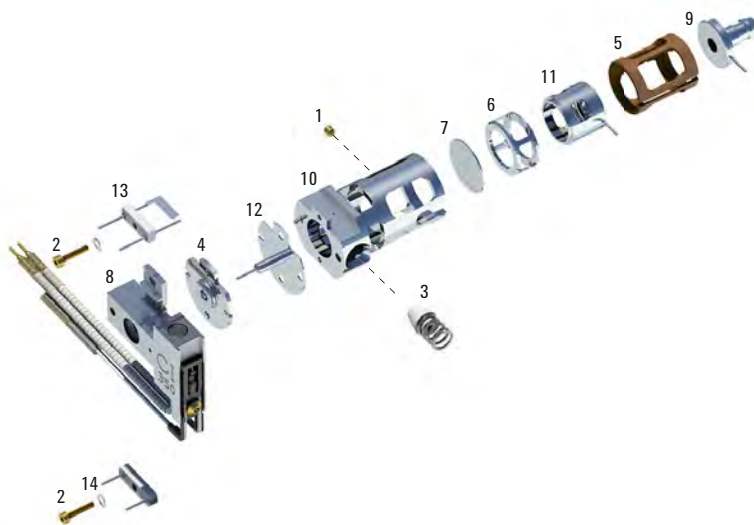
TIPS & TOOLS



Visual appearance is not an accurate guide to cleanliness of the CI ion source. The CI ion source can show little or no discoloration, yet still need cleaning.

5977/5975/5973/7000 MSD Chemical Ionization Ion Source Parts (CI)

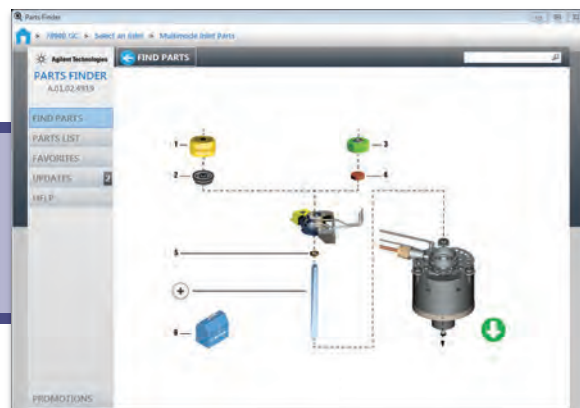
Item	Description	Part No.
1	Set screw for lens stack	G1999-20022
2	Cap screw, gold plated	G1999-20021
3	Interface tip seal/spring	G1999-60412
4	Repeller insulator	G1999-20433
5	Lens insulator	G3170-20540
6	Drawout cylinder	G1999-20444
7	Drawout plate	G1999-20446
8	5977 CI 350 repeller assembly	G3170-60416
9	Entrance lens assembly	G3170-20126
10	Source body	G1999-20430
11	Ion focus lens	G1999-20443
12	Repeller	G1999-20432
13	Filament assembly (CI), 2/pk	G7005-60072
14	Washer, SPR CRVD, 1.6 to 1.8 mm id, 4 mm od, SS	3050-1375



5977/5975/5973/7000 MSD Chemical Ionization (CI) Ion Source Assembly

TIPS & TOOLS

Download the Agilent Parts Finder Tool for simplified parts ordering and troubleshooting, www.agilent.com/chem/go2partsfinder



Installing a Capillary Column in the GC/MSD Interface

1. Condition the column.
2. Vent the MSD and open the analyzer chamber. Be sure you can see the end of the GC/MSD interface.
3. If the CI interface is installed, remove the spring-loaded tip seal from the MSD end of the interface.
4. Slide an interface nut and conditioned ferrule onto the free end of the GC column. The tapered end of the ferrule must point towards the nut.
5. Slide the column into the GC/MSD interface until you can pull it out through the analyzer chamber.
6. Score the column using a glass scribing tool. The score must be square to ensure a clean break.
7. Trim 1 cm off the end of the column. Do not let any column fragments fall into the analyzer chamber. They could damage the turbo pump.
8. Clean the outside of the free end of the column with a lint-free cloth moistened with methanol.
9. Adjust the column.
 - 5977/5975 – Push the column through, and then let it pass the end of the transferline by 1-2 mm. With the analyzer door partially open, view through the glass plate to see the column protrude.
 - 5973 – Push the column through, and then let it pass the end of the transferline by 1-2 mm as seen with the analyzer door open from that side.
 - 5972 – Push the column in all the way and then pull it back about 1-2 mm.Use the flashlight and magnifying glass if necessary to see the end of the column inside the analyzer changer. Do not use your finger to feel for the column end.
10. Hand-tighten the nut. Make sure the position of the column does not change as you tighten the nut. Reinstall the spring-loaded tip seal if it was removed earlier.
11. Check the GC oven to be sure that the column does not touch the oven walls.
12. Tighten the nut 1/4 to 1/2 turn. Check the tightness after one or two heat cycles.

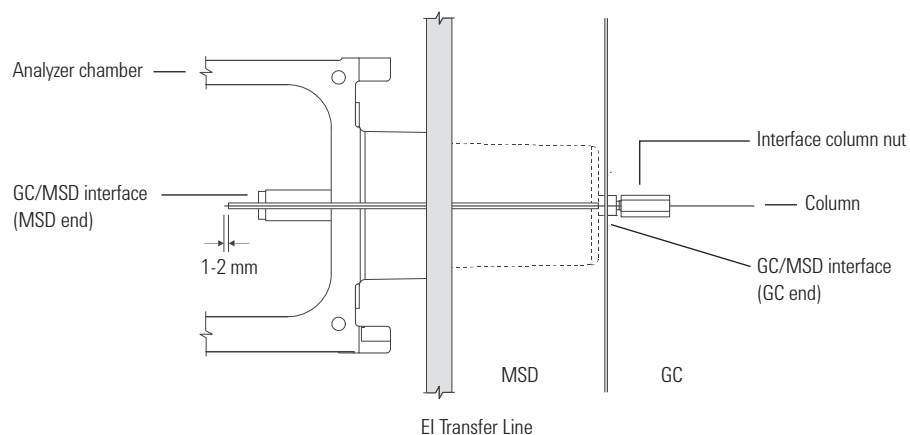
TIPS & TOOLS



View recommended MS interface connections.

Turn to page 38.

Installing a capillary column in the GC/MSD interface




TIPS & TOOLS

The column installation procedure for 5977 MSDs is different from that for most previous MSDs. Using the procedure from another instrument may result in poor sensitivity and possible damage to the MSD.



TIPS & TOOLS

Agilent J&W GC Columns offer the lowest bleed levels, the best inertness for acids/bases/mixed functional compounds, and the tightest column-to-column reproducibility. Learn more at www.agilent.com/chem/mygccolumns



MSD Filaments

Like the filaments in an incandescent light bulb, the ion source filaments will eventually burn out. Certain practices will reduce the chance of early failure.

- When setting up data acquisition parameters, set the solvent delay so that the analyzer will not turn on while the solvent peak is eluting
- When the software prompts 'Override solvent delay at the beginning of a run' always select 'No'
- Higher emission current will reduce filament life
- If you control your MSD from the Edit Parameters screen, always select 'MS Off' before changing any of the filament parameters

MSD Filaments

Description	7200 Series	7000 Series	5977 Series	5975 Series	5975T Series	5973 Series
Filament assembly, high temperature (EI)	G7005-60061	G7005-60061	G7005-60061	G7005-60061	G7005-60061	G7005-60061
Filament assembly (CI), 2/pk	G7005-60072	G7005-60072	G7005-60072	G7005-60072		G7005-60072
Micro ion vacuum gauge	G3170-80001	G3170-80001	G3170-80001	G3170-80001		
Triode gauge tube for measuring vacuum						0960-0897
Ion gauge controller			G3397B	G3397A	G3880-80010	
Ion gauge tube					G3880-80011	



Filament assembly, high temperature (EI), G7005-60061




Filament assembly (CI), G7005-60072

TIPS & TOOLS




It is very useful to switch from one filament to the other every three months so that when a filament fails, you know the other will fail soon. This will allow you to change both filaments at the same time. Since the GC/MS system is already vented, it's a good idea to replace other supplies in the flowpath at the same time as the filaments.

Vent Valve Supplies



CI Valve Supplies

Item	Description	Unit	Part No.
1	PFDTD calibrant, for GC/MS, perfluoro-5,8-dimethyl-3, 6,9-trioxidodecane	1 mL	8500-8510
2	CI Cal valve assembly		G1999-60452
3	Certified non-stick fluorocarbon O-ring	10/pk	5188-5365
4	5975 Calibrant bulb		G3170-80002



Vent Valve Supplies

Item	Description	Unit	Part No.
1	5975 EI CalVal turbo		G3170-60204
2	5975 Calibrant bulb		G3170-80002
3	Certified non-stick fluorocarbon O-ring	10/pk	5188-5365
4	PFTBA MS sample kit	0.5 mL	05971-60571



Replacement Agilent Gas Clean carrier gas filter, CP17973

Gas Clean Filters

The Agilent Gas Clean Filter System delivers clean gases, reducing the risk of column damage, sensitivity loss and instrument downtime. Inserting a Gas Clean Filter System in the gas line immediately before the instrument inlet greatly reduces the level of impurities, thus improving trace analysis. Contaminants entering your GC column will also be reduced, which is critical for high temperature analysis and essential for longer column lifetime.

- Deliver clean gases for accurate analyses
- Fast, leak-free filter replacement reduces downtime
- Economical, with immediate payback
- Highly sensitive filter indicators provide maximum instrument protection

Gas Filters

Description	Part No.
Chemical ionization gas purifier	G1999-80410
Gas Clean carrier gas starter kit for 7890	CP17988
Replacement Agilent Gas Clean carrier gas filter	CP17973
Big universal trap, 1/8 in fittings, nitrogen, for 7000 and 7200 Series	RMSN-2



Quadrupole Mass Filter

The mass filter does not require periodic maintenance. It should not be removed from the radiator or disturbed in any way.

- Never put the quadrupole in an ultrasonic cleaner.
- Never change the physical orientation of the quadrupole mass filter.
- The fused-quartz quadrupole is fragile and will break if dropped or handled roughly.
- The material in the cusps of the quadrupole is very hygroscopic. If exposed to water, the quadrupole must be dried very slowly to prevent damage.
- Cleaning techniques that are appropriate for other manufacturers' instruments are not suitable for Agilent MSDs – and may actually harm the mass filter.
- To save time and effort, use only Agilent MSD mass filters, which do not require periodic cleaning or maintenance.
- In case of extreme contamination, contact a trained Agilent service representative to perform the mass filter cleaning.

MSD Electron Multipliers and Replacement Horn

The lifetime of an electron multiplier is directly related to the current that flows through it and the extent of contamination or condensation that it experiences. Replace the electron multiplier or replacement horn when voltage is over 2500 V. To maximize electron multiplier life:

- Maintain the best possible vacuum, especially in the analyzer manifold
- Use extreme caution and be conservative with venting, pumpdown, and all vacuum system procedures to keep pump fluid background to a minimum
- After venting, allow four hours for pumpdown and thermal equilibration before scanning
- Actively look for background contamination and leaks and repair them immediately
- Don't tune excessively – PFTBA can result in higher background over an extended period of time
- Replace the electron multiplier if vacuum is poor or voltage is over 2600 V



Triple axis electron multiplier, G3170-80103

MSD Electron Multipliers and Replacement Horn


Description	7000A Series	7000B/C Series	5975 Series	5973 Series	5977 Series
Electron multiplier replacement horn Use with electron multipliers with "straight" horns			05971-80103	05971-80103	
Triple axis detector assembly*	G3170-80100		G3170-80100		G3170-80100
Triple axis electron multiplier	G3170-80103	G3170-80103	G3170-80103		G3170-80103
EM signal wire, low noise detector			G3170-80008		G3170-80008

*Included on 5975 triple axis detector systems

TIPS & TOOLS

The Agilent multipliers and horns listed are recommended for your MSD. Other manufacturers' products may be incompatible with Agilent instruments and can result in reduced sensitivity, lifetime, and noise problems.





Vacuum Systems and Pumps

The vacuum system creates the high vacuum (low pressure) required for the MSD to operate. Without this vacuum, the molecular mean free path is too short.

Ions cannot travel from the ion source through the mass filter to the electron multiplier (detector) without colliding with other molecules.

The main components of the vacuum system are:

- Vacuum manifold
- Foreline gauge
- Calibration valve
- Gauge controller (optional)
- Vacuum seals
- Foreline pump and/or trap
- Diffusion/turbo pump and fan
- High vacuum gauge tube

Pressure Symptoms

This section describes unusual pressure readings and their possible causes. The symptoms in this section are based on typical pressures. At typical column flow rates (0.5-2.0 mL/min), the foreline pressure will be approximately 20 to 100 mTorr. The vacuum manifold pressure will be approximately 1×10^{-6} to 1.4×10^{-4} Torr.

These pressures can vary widely from instrument to instrument, so it is important that you are familiar with the pressures that are typical for your instrument at a given carrier gas flow and oven temperature.

The foreline pressures listed can only be measured on diffusion pump-equipped systems. Turbomolecular pumps are controlled according to their speed and do not have foreline pressure gauges.

The vacuum manifold pressures can only be measured if your system is equipped with the optional gauge controller.

TIPS & TOOLS



Keeping a pan under the vacuum pump helps to detect and identify the origin of oil leaks.

Pressure Symptoms

Symptoms

Possible Causes

Foreline pressure is too high

- | | |
|--|---|
| <ul style="list-style-type: none"> • Pressure is above 100 mTorr. • Pressure for a given column flow has increased over time | <ul style="list-style-type: none"> • Column (carrier gas) flow is too high • Wrong carrier gas • Air leak (normally at transferline interface) • Foreline pump oil level is low or oil is contaminated • Foreline hose is constricted • Foreline gauge is not working correctly • Foreline pump is not working correctly |
|--|---|

Foreline pressure is too low

- | | |
|---|---|
| <ul style="list-style-type: none"> • Pressure is below 20 mTorr. | <ul style="list-style-type: none"> • Column (carrier gas) flow is too low • Wrong carrier gas • Column plugged or crushed by an overtightened nut • Empty or insufficient carrier gas supply • Bent or pinched carrier gas tubing • Foreline gauge is not working correctly |
|---|---|

Vacuum manifold pressure is too high

- | | |
|---|---|
| <ul style="list-style-type: none"> • Pressure is above 1.4×10^{-4} Torr. • Pressure for a given column flow has increased over time | <ul style="list-style-type: none"> • Column (carrier gas) flow is too high • Wrong carrier gas • Air leak • Foreline pump is not working correctly • Diffusion pump fluid level is low or fluid is contaminated • Defective gauge controller • Faulty ion gauge tube |
|---|---|

Vacuum manifold pressure is too low

- | | |
|---|---|
| <ul style="list-style-type: none"> • Pressure is below 1.4×10^{-4} Torr. | <ul style="list-style-type: none"> • Column (carrier gas) flow is too low • Wrong carrier gas • Column plugged or crushed by an overtightened nut • Empty or insufficient carrier gas supply • Bent or pinched carrier gas tubing • Defective gauge controller • Faulty ion gauge tube |
|---|---|

Diffusion Pump

It is not necessary to change the diffusion pump fluid more than once a year, unless you observe symptoms that suggest a problem with the fluid. The MSD must be vented in order to check the diffusion pump fluid (except for the 5977/5975/5973). Therefore, the best time to check the fluid is when the instrument is already vented for other maintenance.

How to Check the Fluid Level

5977/5975/5973 Series

- Use the sight glass to determine the depth of the fluid. The recommended total fluid charge is approximately 37 mL. Two charges are used for the 5977/5975/5973.



5977A Series GC/MSD system

Quiet Cover

Agilent has a solution to the annoying, frequent maintenance of GC/MS rough pumps (visual check of oil levels, oil changes, oil additions, cleanup of oil leaks, etc.), as well as the inherent noise produced by the pumps.

The Quiet Cover GC/MS was designed for easy movement, maintenance, and better living with rough pumps used with Agilent and other GC/MS systems.

The Quiet Cover GC/MS is compatible with rough pump models used in many laboratories, including the Agilent DS42, Agilent DS42i, Pfeiffer Duo 2.5, and Edwards E2M1.5. This quiet cover model is compatible with Agilent 5977 GC/MS, 5975 GC/MS and 5973 GC/MS systems.

For more Information Visit: www.agilent.com/chem/quietcover

Quiet Cover

Quiet Cover GC/MS	G6014A
-------------------	--------

The G6012A Quiet Cover DS is used with the 7200 GC-QTOF and requires an extra filter extension and seal.

Quiet Cover DS

Quiet Cover DS	G6012A
Filter extender tube, NW 25 x 100 mm*	5188-1181
Clamping ring, NW 20/25, stainless steel*	0100-0549
Co-seal, NW 20/25, filter extender tube*	0100-1597

*Parts required for use with Quiet Cover DS and a 7200 GC-QTOF



Quiet Cover GC/MS




Quiet Cover GC/MS, with open-access cover



Quiet Cover DS, G6012A

TIPS & TOOLS

Find out how to quiet your rough pump once and for all at www.agilent.com/chem/quietcovervideo





Foreline Pump

Foreline Pump

The oil in the foreline or rough pump should be replaced on average once every six months, but can vary depending upon applications. If a foreline trap is present, the molecular sieves should also be replaced after an oil change.

Avoid contact with the pump oil. The residue from some samples may be toxic. Dispense of used oil properly.

Pump Oils

Description	Part No.
Foreline pump (rotary pump) oil, Inland 45, 1 L	6040-0834
Diffusion pump fluid, 18.5 mL	6040-0809*
Oil mist exhaust filter	G1099-80039
Inland 45 pump oil, 1 gallon	6040-0798
Foreline (roughing) pump oil, 1 L	8829951700
Oil for vacuum pumps, 1 L, petroleum-based, used on 7000 Series	6040-1361
Oil, Edwards Ultragrade for RV3 and RV5 pumps	G6600-85002

*2 required for 5977, 5975 and 5973 Series



General Instructions on How to Replace the Pump Oil

1. Vent and shut down the MSD.
2. Place a container under the drain plug on the foreline pump.
3. Remove the fill cap from the top of the pump to expose the fill hole.
4. Remove the drain plug from the pump.
5. Reinstall the drain plug and pour pump oil into the fill hole.
6. Reinstall the fill cap.
7. Reconnect the MSD power cord.
8. Start up and pump down the MSD according to the Instrument Manual procedure.

7000 Triple Quadrupole GC/MS


Precision, reliability and the lowest detection limits

The 7000C Triple Quadrupole GC/MS was designed to deliver the most accurate quantitative results and confident identification even in the most complex matrixes. Coupled with the 7890B GC, the 7000C MS works in perfect harmony to enhance productivity, save resources and alert you when maintenance is pending. Agilent MassHunter software has enhanced MRM optimization tools, giving you complete control from tune to report generation while streamlining your workflow.

- Second-generation extractor ion source: the high sensitivity EI extractor ion source with improved thermal characteristics delivers confident trace analysis even in complex matrixes. We demonstrate the instruments' detection limit of ≤ 4 fg octafluoronaphthalene at installation.
- Hyperbolic quadrupoles enhance performance up to 1050 u. The unique stability of the proprietary Gold Quadrupole allows the analyzer to be heated to 200 °C, to eliminate contamination commonly seen with metal quadrupoles operated at lower temperatures.
- The triple-axis HED-EM detector reduces neutral noise by the doubly off-axis position of the HED-EM.
- The MRM optimization tool allows for automated, efficient method development, yet is easily customizable.
- Capillary Flow Technology (CFT) adds functionality to the GC with backflush, Dean switching, or splitters for multiple detectors. CFT also enables reliable, leak-free in-oven connections.
- The programmable helium conservation module reduces helium consumption for GC and GC/MS systems by changing an alternate carrier during system stand-by. You program carrier gas changeover and flows during sleep and wake states. Programmable helium conservation eliminates the revalidation of methods required when converting to other carrier gases.
- The Pesticides and Environmental Pollutants Database provides comprehensive information to help you with simple yet flexible MS/MS method development.
- Retention Time Locking software reproduces retention times from one Agilent GC to another to help transfer methods anywhere, worldwide.
- Early maintenance feedback (EMF) monitors GC and MS resources, with injection counter, operation times, and electronic logs to help you plan maintenance more efficiently.



7000C Triple Quadrupole GC/MS



7000 Triple Quad GC/MS Interface Parts and Standards


Item	Description	Unit	Part No.
1	OFN, 100 fg/μL	3 x 1 mL ampoules	5188-5347
	OFN, 10 fg/μL	3 x 1 mL ampoules	5190-0585
	OFN, 1 pg/μL	3 x 1 mL ampoules	5188-5348
	Benzophenone, 100 pg/μL	5 ampoules	8500-5440
	PFHT-high mass checkout sample, 10 μg/mL PFHT (Tris(perfluoro- heptyl)-s-triazine) in Hexane	3 x 1 mL ampoules	5188-5357
2	Capillary column long ferrule	10/pk	5181-3308
	250 μm Polyimide/graphite ferrule	10/pk	5181-3323
	0.5 mm Polyimide/graphite ferrule	10/pk	5062-3506
	0.3 mm, 100 μm Polyimide ferrule	10/pk	5062-3507
3	MS interface column nut, female		05988-20066
4	UltiMetal Plus Flexible Metal ferrule with 0.4 mm id	10/pk	G3188-27501
	UltiMetal Plus Flexible Metal ferrule with 0.5 mm id	10/pk	G3188-27502
	UltiMetal Plus Flexible Metal ferrule with 0.8 mm id	10/pk	G3188-27503
	UltiMetal Plus Flexible Metal ferrule with no hole	10/pk	G3188-27504
5	Swaging nut, for MS interface with Flexible Metal ferrules		G2855-20555
6	MS interface column installation tool		G1099-20030
	Ferrule pre-swaging tool		G2855-60200
	Open end wrench, 1/4 and 5/16 in		8710-0510
	Nylon gloves, lint-free, large	1 pair	8650-0030
7	Self Tightening column nut, for MS interface		5190-5233

TIPS & TOOLS



View MS interface connection options including the recommended Self Tightening column nut.

Turn to page 38.



7000 Triple Quad Rear Analyzer Chamber

Item	Description	Unit	Part No.
1	High vacuum grease	25 g	6040-0289
2	Electron multiplier horn		G7000-80103
	Low noise EM horn		G3170-80103

TIPS & TOOLS

To learn more about the Agilent 7000C Triple Quadrupole GC/MS, visit www.agilent.com/chem/7000C





7000A Triple Quadrupole GC/MS

7000 Triple Quadrupole GC/MS Parts and Supplies

Engineered from the ground up for ease-of-use and routine high performance operation, the 7000 Triple Quadrupole GC/MS delivers advanced high-speed GC/MS/MS quantitation for ultra-trace analysis of even the most complex samples. Combined with the Agilent 7890 GC, the result is an optimally robust GC/MS/MS system.



Low noise EM horn, G3170-80103



Cotton swabs, 5080-5400

Maintenance Supplies

Description	Part No.
Abrasive sheets	5061-5896
Alumina powder, abrasive, 100 g	393706201
Cloths, lint-free	05980-60051
Lint-free industrial wipes, 100% cotton	9310-4828
Swabs for cleaning GC/MS	5080-5400
Nylon gloves, lint-free, large	8650-0030
Nylon gloves, lint-free, small	8650-0029
High vacuum grease, 25 g	6040-0289
Low noise EM horn	G3170-80103
Filament assembly, high temperature (EI)	G7005-60061
Filament assembly (CI), 2/pk	G7005-60072
Manifold vacuum gauge	G1960-80303
Replacement glass bulb for PFTBA and PFDTD test sample	G3170-80002

7200 Q-TOF for GC/MS


Detection and selectivity of targets and unknowns with complete confidence

Complex matrix analyses demand your best qualitative GC data. That's why we designed the Agilent 7200 Q-TOF for GC/MS, the world's first Q-TOF purpose built specifically for gas chromatography. The 7200 Q-TOF redraws the boundaries of GC/MS technology by combining the separation power of Agilent's 7890 Series GC with application-tested MS components from our 7000 Triple Quadrupole GC/MS and 6500 LC/Q-TOF systems. You get robust GC/MS operation, outstanding selectivity, full-spectrum acquisition with high sensitivity, fast data rates, and accurate mass information to simplify molecular characterization and structural confirmation.



7200 Q-TOF for GC/MS

- Highly accurate mass assignments: low-ppm mass accuracy – combined with 15x to 50x greater resolution than a single quadrupole MS – gives you the power to analyze target, non-target, and unknown compounds with much greater reliability. In addition, the 7200 GC/Q-TOF uses dual gain amplifiers with dual analog-to-digital (ADC) detection to record multiple events over a wide mass range and concentration range.
- High sampling rate (32 Gbit/s): the 4 GHz ADC electronics improve resolution, mass accuracy, and sensitivity for low-abundance samples.
- 24/7 mass accuracy: our proprietary invar flight tube, sealed in a vacuum-insulated shell, stabilizes mass calibration against thermal change.
- Fast, high-quality MS/MS spectra: ions are accelerated in Agilent's unique hexapole collision cell.
- Fast routine maintenance: the removable ion source permits rapid changing of the entire ion source, lens, and filaments, without venting the high vacuum mass analyzer.
- Low detection limits and excellent linearity: a full spectrum with sensitivity better than quadrupole MS lets you capture accurate mass spectra at low pg on-column for most compounds. The dual-gain mode expands this range to 105.
- Unparalleled MS/MS selectivity: the detection selectivity of high-resolution MS/MS dramatically surpasses other MS/MS analyzers. Moreover, accurate mass product-ion spectra help confirm targets and non-targets, as well as elucidate unknown compounds.
- Agilent MassHunter software provides valuable tools for identification, quantitation, and confirmation: you can find compounds in complex samples by applying deconvolution optimized for EI or CI data, simplify compound identification by combining library search results and calculated formulas for molecular and fragment ions, and perform multivariate statistical analysis on several data files using Mass Profiler Professional – a mass spectrometry-centric program.



7200A Q-TOF IRM Vials

Item	Description	Unit	Part No.
1	Replacement glass vial for PFTBA and PFDTD test sample		05980-20018
	5975 Calibrant bulb		G3170-80002
	IRM calibrant for GC/TOF	1 x 0.5 mL	5190-0531
2	PFTBA sample, certified	10 g	8500-0656

TIPS & TOOLS

To learn more about the capabilities of the Agilent 7200 Q-TOF for GC/MS, visit www.agilent.com/chem/GCMS_QTOF



240-MS Ion Trap Parts and Supplies

The Agilent 240-MS Ion Trap delivers unparalleled capabilities for both research and routine applications. Advanced ionization, including positive and negative chemical ionization, improves selectivity and limits of detection. Enhanced scanning techniques ensure compound confirmation. The MS/MS and MSⁿ reduce matrix influences and provide more detailed structural information. The software comes with a full complement of productivity, reporting, and regulatory compliance tools.

- Accurate identification and quantification of trace analytes
- Unsurpassed sensitivity (200 femtogram OFN full scan)
- Choice of internal or external ionization configurations
- Powerful MS/MS and CI options
- Low maintenance and high reliability
- Intuitive software for increased productivity



TIPS & TOOLS



Need GC supplies for your non-Agilent instruments? Check out the Agilent CrossLab supplies for Bruker/Varian GC Systems.

Turn to page 206.

240-MS Ion Trap Parts and Supplies

Description	Part No.
Manifold O-ring	393010924
Transfer line inner O-ring	393010920
Transfer line outer O-ring	393010918
Internal filaments (2 filaments on one disk)	392017401
Internal transfer line tip	393171201
External filament (single filament)	393161001
Electrode, end cap, SilChrom	393164493
Electrode set kit, SilChrom, DFC (inert) tested Includes 2 end cap electrodes, 1 RF electrode, cleaning instructions	9300003590
Electrode, RF, SilChrom	393167593
Spacer, RF, silco-quartz	393053502
Electron multiplier	393175101
Transfer line assembly upgrade field kit Contains a complete transfer line and side-mounted block for vacuum manifold	393101291
EPA volatile kit for EPA methods 524.2 & 8260B	393082491
ChromatoProbe microvials, 100/pk	392567111
GC/MS Standards	
Evaluation standard (Internal EI & CI) 2 pg/μL OFN, 5 pg/μL benzophenone	393112601
Test standard for external EI (5 pg/μL OFN)	393112702
Benzophenone CI sensitivity standard 50 pg/μL	392030500
Test standard for external NCI (1 pg/μL DFB)	393113001
Tuning calibration compound PFTBA (FC-43)	392035300
GC/MS column test mix	392027300
Vacuum Supplies	
Oil mist exhaust filter, DS42	393847701
Oil mist eliminator	2735000500
Quiet Cover GC/MS	G6014A
Replacement cartridge for oil exhaust filter, 2/pk	2710100200
Foreline (roughing) pump oil, 1 L	8829951700
Premium foreline (roughing) pump oil, 1 L	8829953800
IDP-3 dry scroll pump tip seal maintenance kit	2710100400
IDP-3 dry scroll replacement module	2710100500

220-MS Parts and Supplies

The 220-MS is a high sensitivity, flexible gas chromatograph/mass spectrometer that delivers outstanding qualitative and quantitative data in a range of applications. This simple and robust system is easy to operate and maintain.

- Accurately identify and quantify trace analytes
- Take advantage of powerful CI and MS/MS upgrades for advanced applications
- Spend less time on maintenance and more time on analysis

220-MS Parts and Supplies

Description	Part No.
Electron multiplier assembly	393031501
Exit end cap electrode, chrome	393050292
Exit end cap electrode, SilChrom	393050293
Filament end cap electrode, chrome	393050392
Filament end cap electrode, SilChrom	393050393
RF ring electrode, chrome	393050492
RF ring electrode, SilChrom	393050493
Complete set of SilChrom electrodes and silco-quartz spacers	393001991
Spacer, RF, quartz	393053501
Spacer, RF, silco-quartz	393053502
Filament disk assembly with wire connectors	393060191
Filament disk assembly User must solder on 3 wire connectors	392043700
Thermocouple vacuum gauge	2722990700
Mass spectrometer expendable supplies kit for 2x0MS Includes PFTBA calibration compound, cal-gas glass chamber, capillary injector nut, O-rings, cotton tipped applicators, end cap insulator, vacuum pump oil	393011391
GC/MS Standards	
Benzophenone CI sensitivity standard 50 pg/μL	392030500
Tuning calibration compound PFTBA (FC-43)	392035300
Hexachlorobenzene EI sensitivity standard 2 pg/mL	392047100
GC/MS column test mix	392027300



GC/MS Standards

GC/MS Analyzer Kit Standards

Description	Part No.
GC/MS semivolatiles analyzer checkout mixture	5190-0473
Solvents plus checkout mix for 3 in 1 environmental analyzer	G3440-05012
GC/MS pesticide analyzer internal standard, phenanthrene-d10 at 1000 µg/mL in methylene chloride, 4 x 1 mL	5190-0472
Pesticide analyzer checkout solution, 20 pesticides at 10 µg/mL each in acetone, 5 x 1 mL	5190-0468
Pesticide checkout standard, 100 µg/L, 3 x 1 mL	5190-0494
GC/MS toxicology checkout mixture	5190-0471
Residual solvent revised method 467, class 2A, 1 x 1 mL	5190-0492
Residual solvent revised method 467, class 2B low	5190-0513
Residual solvent revised method 467, class 2B, 1 x 1 mL	5190-0491
Residual solvent revised method 467, class 2C, 1 x 1 mL	5190-0493
Residual solvent revised method 467, class 1	5190-0490
Butanetriol internal standard #1 for biodiesel	5982-0024
Tricaprin internal standard #2 for biodiesel	5982-0025
Pesticide retention locking standard, 3 pesticides at 10 µg/mL each in n-hexane, 3 x 1 mL	5190-1441
Glycerol calibration standards kit, 5 x 1 mL	G3440-85028
Standard glycerides stock solution in THF, 1 x 2 mL	G3440-85018
FAME retention time standard in toluene, 5 x 2 mL	G3440-85027
Methyl nonadecanoate in toluene, 5 x 10 mL	G3440-85026
Solvents-plus checkout mix, 3 x 2 mL	G3440-85012
Transformer Oil Gas Analyzer checkout mix, 17 L SCOTTY cylinder	G3440-85007
PAH Analyzer checkout standard, 5 x 2 mL	G3440-85009
C6 to C12 normal hydrocarbon mix, 3 x 2 mL	G3440-85013
Natural gas analyzer checkout mix, 14 L SCOTTY cylinder	G3440-85017
Methylheptadecanoate-d33 in dodecane, 3 x 2 mL	G3440-85029
Ethanol calibration kit for blood alcohol analyzer	G3440-85035
Multicomponent alcohol kit for blood alcohol analyzer	G3440-85036



MS standards

MS Test and Performance Samples

	Description	Part No.	5977/ 5975 Series	5973 Series	5972 Series	GCD	7000 Series	7200 Series
Tuning Samples								
El Tune	PFTBA sample, certified, 10 g, 5.32 mL	8500-0656	✓	✓	✓	✓	✓	✓
Cl Tune	PFDTD calibrant	8500-8510	✓	✓			✓	✓
Performance Verification Samples								
EI	OFN, 1 pg/μL	5188-5348	✓	✓				
	Hexachlorobenzene 10 pg/μL, 1 ng/μL	8500-5808			✓			
	MSD Sampler	05970-60045				✓	✓	
Negative Mode Cl	OFN, 100 fg/μL	5188-5347	✓					
Positive Mode Cl	Benzophenone, 100 pg/μL	8500-5440	✓	✓	✓			
	1 pg/μL OFN, 5 pg/μL BZ	393065201					✓	
Checkout Samples								
HighMass	PHFT, 100 pg/μL	5188-5357	✓					
Semivolatiles	GC/MS tuning standard, DFTPP	8500-5995	✓	✓	✓	✓		
Volatile	p-Bromofluorobenzene (BFB), 25 μg/mL	8500-5851	✓	✓	✓	✓		
MSD sampler	Solution of dodecane, biphenyl, p-chlorodiphenyl, and methyl palmitate in isooctane. Six 1.0 mL ampoules: 4 at 10 ng/μL, 1 at 100 ng/μL, 1 at 100 pg/μL.	05970-60045	✓	✓	✓	✓	✓	



TIPS & TOOLS

Each GC/MS has a specific test and performance sample. Refer to the chart above for the exact sample. All volumes are approximately 0.5-1 mL unless otherwise specified.

Agilent Syringes

With a broad selection of syringes for manual and auto injectors, Agilent has what you need for accurate and effective sampling.

Whether you need an autosampler or manual syringe, there are two keys to choosing the right syringe – identifying your sample type and establishing the smallest volume to be dispensed or injected. Agilent offers two varieties of syringes.

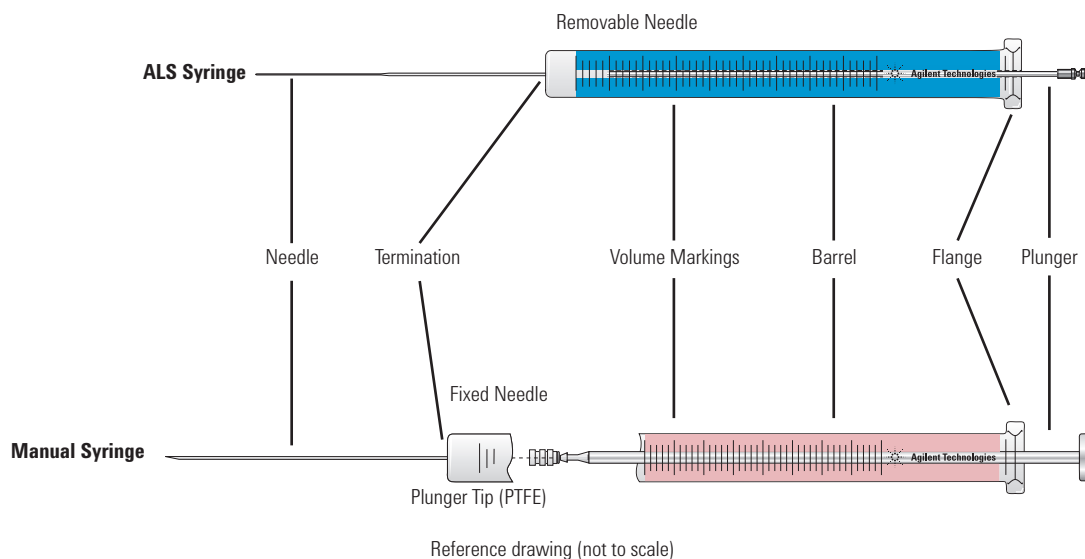
PTFE-Tipped Syringes for Gases and Liquids

PTFE-tipped syringes have a precision-machined plunger tip that forms a tight seal and enables the tip to wipe the barrel's interior free of sample during operation. This feature is particularly useful for viscous or heterogeneous samples, because it reduces deposits that can cause the plunger to freeze. Replacement plunger assemblies are available for most PTFE-tipped syringes.

Fitted Plunger Syringes for Liquids

Fitted plunger syringes feature a stainless steel plunger that is meticulously hand-fitted to its matching glass barrel, creating a liquid-tight seal. These syringes are ideal for homogenous samples that are not prone to precipitation or bonding with glass. **Note:** plungers cannot be interchanged or replaced if damaged.

Syringe Features



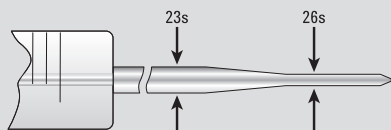


Needle Gauge

Needle gauge is the thickness of the needle. The gauge depends on the injector. When selecting a needle gauge, it is important to keep in mind the volume of the syringe and the dead volume of the needle. Refer to the chart below to choose a needle gauge with an appropriate dimension before selecting a needle.

Typical Needle Gauge Dimensions

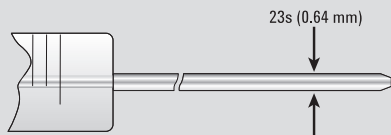
Gauge	OD		ID	
	mm	in	mm	in
22	0.71	0.028	0.41	0.016
23s	0.635	0.025	0.11	0.0045
25	0.50	0.020	0.20	0.008
26s	0.47	0.0184	0.11	0.0045



Tapered Dual Gauge 23-26 or 23s-26s (0.64-0.47 mm)

Durability of a 23-gauge

Versatility of a 26-gauge for split/splitless and on-column injection

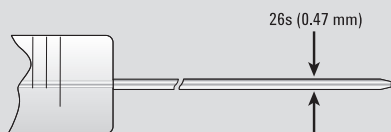


Single Gauge 23 or 23s (0.64 mm)

Merlin Microseal septa

Packed column injector ports

Split/splitless injector ports



Single Gauge 26 or 26s (0.47 mm)

Packed column injector ports

Split/splitless injector ports

Note: Needles with an 'S' following the gauge are more durable, with a thicker needle wall and smaller id bore.

Needle Termination

Needle terminations are available in fixed or removable, with various tip styles:

- **Fixed (cemented)** – Economical, reproducible injections for autosamplers
- **Removable needle** – One syringe fixed – many methods, simplicity of fixed needle, but needle can be replaced if damaged or clogged
- **Luer tip** – Easy, fast needle replacement, syringe filter or pump priming, Luer tip is ground glass suitable for mounting chromatographic or PTFE needles, syringes can be autoclaved (without plunger or needle)
- **Luer Lok** – Security of a locked needle, syringe filter or pump priming, PTFE, male Luer taper with nickel-plated brass locking hub for use with KEL-F or metal hub needles and universal connectors

Needle Tip Design



HP Tip
(also referred to as
Cone or Point Style AS)

Proprietary design required for Agilent autosamplers for optimal performance and reliability by reducing septum coring.



Bevel Tip
(Point Style 2, BV)

General purpose; excellent choice for transferring liquids from ampoules or vials. For manual GC injections, a beveled tip is preferred for optimum septum penetration and to prevent septum coring.



Side Hole
(Point Style 5)

Recommended for thin gauged septa or large volume injections.



Blue line autosampler syringe shown in 7693A ALS, G4513-80204

Autosampler Syringes

Premium autosampler syringes optimize system productivity and ensure precise sample handling

Agilent Blue Line Autosampler Syringes for 7693A ALS


Agilent blue line autosampler syringes are specifically designed to support the higher productivity features of the 7693A ALS, while increasing plunger life and reducing costly downtime. Backed by over 40 years of chromatography experience, these meticulously crafted syringes offer:

- Wider range of volumes including exclusive 250 and 500 μ L syringes for sample enhancement with the new 7693A
- Precise match with your autosampler's stroking mechanism, resulting in more accurate volume delivered
- Smooth needle that reduces septum coring and keeps your system working at its full potential
- Choice of PTFE-tipped or metal fitted plunger to meet application needs
- Easy-open, environmentally friendly packaging
- Certified compliance with strict Agilent specifications



TIPS & TOOLS

Order your free GC troubleshooting and GC column installation posters at www.agilent.com/chem/GCposteroffer



Blue Line Autosampler Syringes with Fitted Plungers


Fitted plunger syringes are recommended for homogeneous liquid samples. Each fitted syringe is individually matched with the plunger for precision injection. Plungers are not interchangeable or replaceable.

Blue Line Autosampler Syringes with Fitted Plungers

Volume (µL)	Description	Unit	Needle Gauge/ Length (mm)/Tip	Part No.
0.5	Plunger in needle, fixed		23/42/cone tipped	G4513-80229
	Replacement needle/plunger			G4513-80240
1	Plunger in needle, fixed		23/42/cone tipped	G4513-80215
	Replacement needle/plunger			G4513-80239
5	Straight, fixed		23/42/HP	G4513-80213
	Straight, fixed	6/pk	23/42/HP	G4513-80205
	Straight, fixed		26s/42/HP	G4513-80226
	Straight, fixed	6/pk	26s/42/HP	G4513-80212
	Tapered, fixed		23-26s/42/HP	G4513-80206
	Tapered, fixed	6/pk	23-26s/42/HP	G4513-80201
	Straight, removable		23/42/HP	G4513-80234
	Replacement needle	3/pk	23/42/HP	G4513-80236
	Tapered, removable		23-26s/42/HP	G4513-80224
	Replacement needle	3/pk	23-26/42/HP	G4513-80225
10	Straight, fixed		23/42/HP	G4513-80209
	Straight, fixed	6/pk	23/42/HP	G4513-80202
	Straight, fixed		26s/42/HP	G4513-80216
	Straight, fixed	6/pk	26s/42/HP	G4513-80211
	Tapered, fixed	1/ea	23-26s/42/HP	G4513-80204
	Tapered, fixed	6/pk	23-26s/42/HP	G4513-80200
	Straight, removable		23/42/HP	G4513-80235
	Replacement needle	3/pk	23/42/HP	G4513-80236
	Removable		23-26s/42/HP	G4513-80218
	Replacement needle	3/pk	23-26/42/HP	G4513-80225
25	Tapered, fixed		23-26/42/HP	G4513-80242
50	Tapered, fixed	1/ea	23-26/42/HP	G4513-80244
100	Tapered, fixed	1/ea	23-26/42/HP	G4513-80243



Blue line autosampler syringe, G4513-80205



Blue line autosampler syringe, G4513-80204

Blue Line Autosampler Syringes with PTFE-Tipped Plungers

Suitable for gas and liquid samples, the PTFE tip of the plunger creates a tight seal between the plunger and glass, helping to reduce carry-over and increase syringe lifetime. Replacement plungers are available.

Blue Line Autosampler Syringes with PTFE-Tipped Plungers

Volume (µL)	Description	Unit	Needle Gauge/ Length (mm)/Tip	Part No.
10	Straight, fixed		23/42/HP	G4513-80220
	Straight, fixed	6/pk	23/42/HP	G4513-80210
	Tapered, fixed		23-26/42/HP	G4513-80203*
	Replacement plunger for fixed needle			G4513-80227
	Tapered, fixed	6/pk	23-26s/42/HP	G4513-80208
	Straight, removable		23/42/HP	G4513-80219
	Replacement needle	3/pk	23/42/HP	G4513-80236
	Tapered, removable		23-26/42/HP	G4513-80233
25	Straight, fixed		23/42/HP	G4513-80228
	Tapered, fixed		23-26/42/HP	G4513-80241
50	Straight, fixed		23/42/HP	G4513-80221
	Tapered, fixed		23-26/42/HP	G4513-80223
100	Tapered, fixed		23-26s/42/HP	G4513-80222

*Included in 7693A shipments



Needles, replacement, G4513-80236



Blue line autosampler syringe, G4513-60560

Advanced Sample Enhancement Autosampler Syringes with PTFE-Tipped Plungers

Used with the 7693A optional Enhanced Sample Handling Syringe Carriage, these syringes can eliminate analyst-to-analyst variability and reduce re-work in sample preparation, such as dilution and internal standard addition.

Advanced Sample Enhancement Autosampler Syringes with PTFE-Tipped Plungers

Volume (µL)	Description	Needle Gauge/ Length (mm)/Tip	Part No.
250	Fixed, advanced sample enhancement	23/42/HP	G4513-60560
500	Fixed, advanced sample enhancement	23/42/HP	G4513-60561

Gold Standard Autosampler Syringes

Use one needle and get the benefits of two. The upper portion of the tapered needle offers the strength of a 23-gauge needle, while the lower portion at 26s-gauge allows use with split/splitless or on-column injections with 0.53 mm id columns. All standard plungers are stainless steel.

Tapered Needle, 23-26s Gauge Autosampler Syringes

Volume (μ L)	Description	Unit	Needle Gauge/ Length (mm)/ Tip		Part No.
5	Tapered, fixed		23-26s/42/HP		5181-1273
	Tapered, fixed	6/pk	23-26s/42/HP		5181-8810
	Tapered, removable		23-26s/42/HP		5182-0835
	Replacement needle for 5 μ L syringe	3/pk			5182-0832
10	Tapered, fixed		23-26s/42/HP		5181-1267
	Tapered, fixed	6/pk	23-26s/42/HP		5181-3360
	Tapered, removable		23-26s/42/HP		5181-3321
	Replacement needle for 10 μ L syringe	3/pk			5181-3319
	Tapered, fixed, PTFE-tipped plunger		23-26s/42/HP		5181-3354
	Tapered, fixed, PTFE-tipped plunger	6/pk	23-26s/42/HP		5181-3361
	Replacement plunger with PTFE tip for fixed needle 10 μ L syringe				5181-3365
	Tapered, removable		23-26s/42/HP		5181-3356
	Replacement plunger with PTFE tip for removable needle 10 μ L syringe				5181-3358
50	Tapered, fixed, PTFE-tipped plunger		23-26s/42/HP		5183-0314
100	Tapered, fixed, PTFE-tipped plunger		23-26s/42/HP		5183-2042





Autosampler Syringes

Straight Needle, 23 and 26s Gauge Autosampler Syringes

Volume (μL)	Description	Unit	Needle Gauge/Length (mm)/Tip	Part No.
1	Cone-tipped		23/42/HP	5188-5246
1	Replacement needle/plunger for 1.0 μL syringe		23/42/HP	5188-5370
0.5	Replacement needle/plunger for 0.5 μL syringe	1/ea	23-26/42/HP	5190-3193
2	Cone-tipped		23/42/HP	5188-5247
	Replacement needle/plunger for 2.0 μL syringe		23/42/HP	5188-5371
5	Straight, fixed		26s/42/HP	9301-0891
	Straight, fixed	6/pk	26s/42/HP	5183-4728
	Straight, fixed		23/42/HP	9301-0892
	Straight, fixed	6/pk	23/42/HP	5182-0875
	Straight, removable		23/42/HP	5182-0834
	Replacement needle for 5 μL syringe	3/pk		5182-0830
10	Straight, fixed		26s/42/HP	9301-0714
	Straight, fixed	6/pk	26s/42/HP	5183-4729
	Straight, fixed		23/42/HP	9301-0713
	Straight, fixed	6/pk	23/42/HP	9301-0725
	Straight, fixed, PTFE-tipped plunger		23/42/HP	5181-8809
	Straight, fixed, PTFE-tipped plunger	6/pk	23/42/HP	5183-4730
	Replacement plunger for 10 μL fixed needle syringe			5181-8808
	Straight, removable		23/42/HP	5181-8806
	Straight, removable, PTFE-tipped plunger		23/42/HP	5181-8813
	Replacement needle for 10 μL syringe	3/pk		5181-8811
	Replacement plunger with PTFE tip for removable needle 10 μL syringe			5181-3358
25	Straight, fixed, PTFE-tipped plunger		23/42/HP	5183-0316
50	Straight, fixed, PTFE-tipped plunger		23/42/HP	5183-0318
100	Straight, fixed, PTFE-tipped plunger		23/42/HP	5183-2058

7673/7683 On-Column Autosampler Syringes

Agilent 7673/7683 on-column syringes with needle diameter for columns ranging from 0.25 mm to 0.53 mm are specifically designed for the 7673/7683 Autosampler.

7673/7683 On-Column Autosampler Syringes

Volume (μL)	Description	Unit	Part No.
5	Removable needle, syringe only		5182-0836
	Stainless steel needle for 0.53 mm column	3/pk	5182-0832
	Stainless steel needle for 0.32 mm column	3/pk	5182-0831
	Stainless steel needle for 0.25 mm column	3/pk	5182-0833
	Plunger button	10/pk	5181-8866



HP 7670/71/72 Autosampler Syringes

This syringe has a long needle and regular plunger button for compatibility with HP 7670/71/72 autosamplers. Available with a fixed or removable needle.

HP 7670/71/72 Autosampler Syringes

Volume (μL)	Description	Needle	Part No.
1	Straight, removable	23/56/2	5182-9622
10	Straight, fixed	23/50/HP	5182-9734
	Straight, removable	23/50/HP	5182-9626
	Straight, fixed, PTFE-tipped plunger	23/50/HP	5182-9799



Autosampler syringe, 10 μL, straight, RN, 5182-9626



TIPS & TOOLS

Agilent color-coded manual syringes allow you to determine syringe volume with one quick glance, so you can more efficiently perform manual dilution, extraction, and sample prep. For your manual syringe selection, see pages 69-76 of the General Chromatography Supplies Catalog, publication number 5991-1056EN.



Agilent CrossLab

Supplies for major brand GC Systems

Agilent CrossLab is a growing portfolio of supplies critical to instrument performance and productivity. CrossLab GC supplies are designed and manufactured to perform seamlessly with a variety of other major brands of GCs in your lab.

We currently support:

- Bruker/Varian
- CTC
- PerkinElmer
- Shimadzu
- Thermo Scientific

Our growing GC Supplies portfolio includes the following products, featuring easy-to-use packaging for improved productivity:

- Premium non-stick inlet septa
- Ultra Inert inlet liners
- Liner O-rings
- Column ferrules and nuts
- Autosampler syringes
- Vials and closures
(See the complete CrossLab Vials and Closures section of our General Chromatography catalog, publication number 5991-1056EN)



Agilent CrossLab is more than supplies:

- Over 40 years of chromatography expertise and ongoing innovation
- Technical and application support
- Optimal performance for both routine and challenging applications
- Dependable worldwide product availability and delivery
- Convenience of consolidated purchasing
- 90-day risk-free money-back guarantee

Agilent CrossLab works with BRUKER/VARIAN | CTC | PERKINELMER | SHIMADZU | THERMO | AND MORE

Agilent CrossLab Inlet Liners

Liners are the centerpiece of the inlet system where sample is vaporized and mixed with the carrier gas. CrossLab GC inlet liners have the perfect mix of liner configurations and chemistries to solve your application challenges.

Choose from split, splitless, PTV, and other inlet liner designs in either the new, innovative Ultra Inert deactivation or Agilent's popular proprietary deactivation, now referred to as Agilent Original deactivation. With part number and lot number silk screened on CrossLab liners, identification and re-ordering have never been easier.



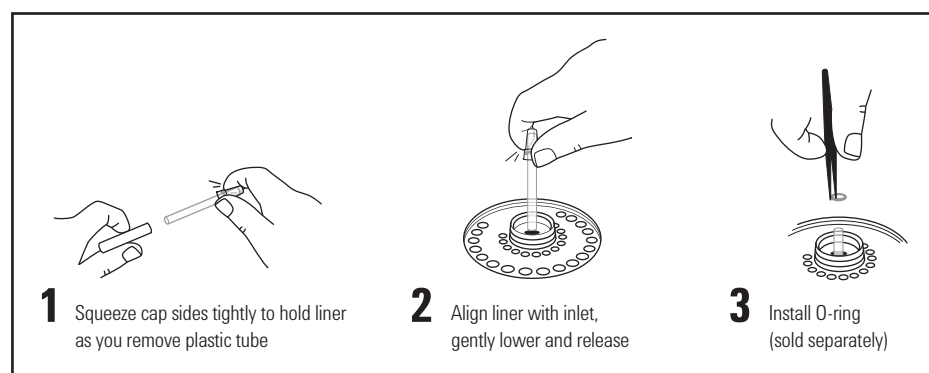
Agilent CrossLab Liners with Ultra Inert Deactivation

Developed for high sensitivity analysis, Agilent's Ultra Inert deactivation provides extreme surface inertness – even for liners containing glass wool. Ultra Inert chemistry was developed using a suite of tests specifically designed to stress then evaluate liner activity, resulting in liners featuring:

- **Reproducibility** – highest level and consistent inertness for active compounds such as acids and bases
- **Robustness** – tested with a sequence of 100 injections of Endrin/DDT with <20% degradation, allowing use of glass wool even with highly active compounds at trace (0.5 ng on-column) levels
- **Reliability** – lot-tested for inertness to ensure consistent and efficient deactivation using both acidic and basic probes at trace level (2 ng) on-column, with low to no bleed or background contamination

Ultra Inert liners are delivered in Agilent's exclusive Touchless packaging. Touchless packaging aids in easy installation of the new, clean, preconditioned liner – without risk of contamination from touching.

To view a demonstration of the Touchless Packaging for CrossLab Ultra Inert Liners please visit www.agilent.com/chem/CLTouchless



Agilent CrossLab Ultra Inert Touchless liner packaging includes visual installation guide.

Consider the following to determine how often to change your liners:

- Previous use pattern
- Sample cleanliness
- Chromatographic abnormalities, such as
 - ✓ Peak shape changes
 - ✓ Peak discrimination
 - ✓ Poor reproducibility
 - ✓ Sample pyrolysis
 - ✓ Active analyte response loss or decomposition

Get a robust, reproducible, and reliable inert flow path with Agilent CrossLab Ultra Inert Inlet Liners – even when containing glass wool

Forensic basic drugs test conditions

Column: DB-5ms Ultra Inert
122-5512UI
15 m x 0.25 mm, 0.25 µm

Sample: 5 mg/L Checkout mixture for GC/MS forensic/toxicology analyzer (p/n 5190-0471)

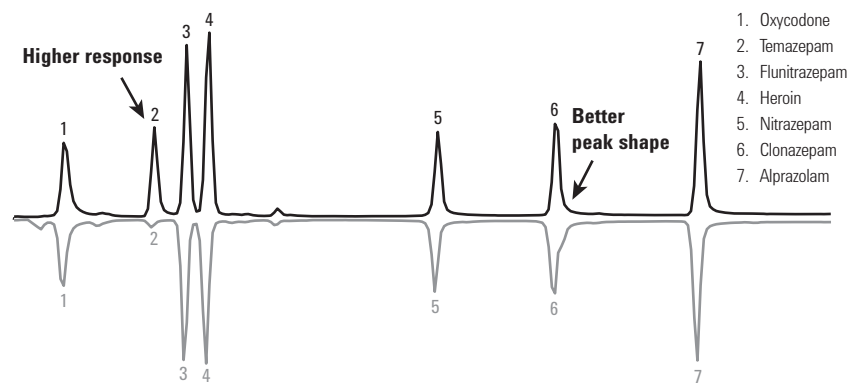
Injection: 1 µL splitless at 280 °C (hold 0.75 min)

Oven: 100 °C (0.5 min) to 325 °C at 20 °C/min and hold 2.5 min

Carrier: He, 18.74 psi (adj to RT lock), constant pressure

Detector: MSD; Source temp at 300 °C, Quad temp at 150 °C, Transfer line at 300 °C; Acquisition mode, SIM/scan

Agilent CrossLab Ultra Inert single taper liner with wool



Restek Siltek deactivated gooseneck liner with deactivated wool (cat. no. 22406.213.5)

Agilent CrossLab Ultra Inert deactivated liners with wool contribute to higher response and better peak shape for very active forensic basic drug compounds than similar Restek Siltek liners.

Agilent CrossLab Liners with Agilent Original Deactivation

Developed to complement fused silica capillary column technology, Agilent's proprietary deactivation, now referred to as Agilent Original deactivation, has been successfully used for years. Proven to deliver a long-lasting surface deactivation, this proprietary chemistry and manufacturing process was previously available for Agilent gas chromatographs only, but is now available for other GC systems. Agilent Original deactivation is recommended for everyday analysis.

Agilent CrossLab Liner O-rings

- Liners are sealed in the inlet with fluoroelastomer or graphite O-rings
- Graphite O-rings are used when inlet temperatures exceed 350 °C
- Fluoroelastomer O-rings are easier to replace than graphite O-rings, which deform and flake apart more easily

Ready for chromatographic use, CrossLab fluoroelastomer O-rings feature:

- Proprietary two-step cleaning and conditioning process eliminates out-gassing of contaminants, which is especially important for trace, ECD, and MSD analyses
- Plasma-treatment for a non-stick, contaminant-free surface that won't stick to the inlet metal surface
- Novel translucent dial package that conveniently delivers one clean O-ring at a time and makes it easy to know when to reorder



Agilent CrossLab Column Ferrules

A variety of column ferrules are available to meet your application requirements, including 100% graphite, 100% polyimide, and polyimide/graphite ferrules.

Using the wrong ferrule or a worn-out ferrule to seal your column connection can result in inconsistent and unreliable chromatography. An improper ferrule can cause leaks, which allow air and other contaminants to enter the instrument through the column seal, causing major interference with column and detector performance.

The ideal ferrule provides a leak-free seal, accommodates various column outer diameters, seals with minimum torque, withstands temperature cycling, and does not stick to the column or fittings.

For optimum performance, ferrules should be replaced every time the column is replaced and when performing column maintenance.

To minimize problems, follow these general techniques for ferrule installation:

- Don't overtighten – finger tighten the column nut, then use wrench to tighten
- Maintain cleanliness
- Bake out ferrules prior to use (polyimide and polyimide/graphite only)
- Avoid contamination, such as fingerprint oils
- Inspect used ferrules with magnifier for cracks, chips, or other damage before reusing them
- Change ferrules when new columns or injector/detector parts are installed

TIPS & TOOLS

Look for the following signals that indicate ferrule damage:

- Background noise from oxygen diffusing into the system
- Column bleed catalyzed by oxygen
- Sample degradation
- Sample loss
- Increase in detector signal/noise
- Poor retention time reproducibility



Ferrule Selection Recommendations

Ferrule Type	Upper Temp. Limit	Usages	Advantages	Limitations
Graphite (100%)	450 °C	<ul style="list-style-type: none"> • General purpose for capillary columns • Suitable for FID and NPD • Recommended for high temperature and cool on-column applications 	<ul style="list-style-type: none"> • Easy-to-use stable seal • Higher temperature limit • Can be removed easily 	<ul style="list-style-type: none"> • Not for MS or oxygen-sensitive detectors • Soft, easily deformed or destroyed • Possible system contamination
Polyimide/graphite (85%/15% or 60%/40%)	350 °C	<ul style="list-style-type: none"> • General purpose for capillary columns • Recommended for MS and oxygen-sensitive detectors • Most reliable leak-free connection 	<ul style="list-style-type: none"> • Mechanically robust • Long lifetime 	<ul style="list-style-type: none"> • Not reusable • Flows at elevated temperature • Must re-tighten frequently
Polyimide (100%)	280 °C	<ul style="list-style-type: none"> • Isothermal operation • Can be reused or removed easily • Excellent sealing material when making metal or glass connections 	<ul style="list-style-type: none"> • Mechanically robust • Long lifetime • Can be reused or removed easily 	<ul style="list-style-type: none"> • Leaks after temperature cycle • Flows at elevated temperature • Must re-tighten frequently



TIPS & TOOLS

100% Polyimide ferrules should only be used for isothermal applications.



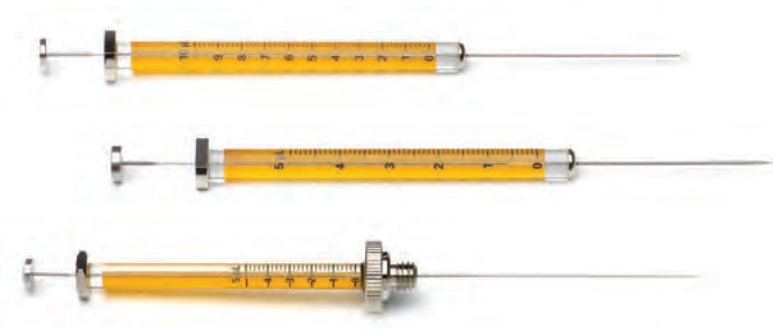
Agilent CrossLab Autosampler Syringes

With a broad selection of syringes for auto injection, CrossLab autosampler syringes provide what you need for accurate and effective sampling. CrossLab syringes meet all fit, form, and function criteria for specific autosampler models. Agilent delivers more value in every autosampler syringe:

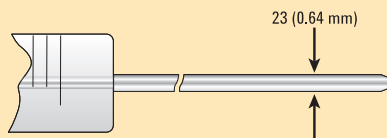
- Lot number printed directly on the barrel with a corresponding Certificate of Conformance
- Illuminating backing strip, for effortless viewing of the volume scale
- Environmentally friendly packaging and improved design that reduces waste
- Individually packaged for contaminant-free use right out of the box

Typical Needle Gauge Dimensions

Gauge	OD		ID	
	mm	in	mm	in
23	0.64	0.0248	0.11	0.0043
25	0.50	0.0197	0.20	0.0079
26	0.47	0.0184	0.11	0.0043

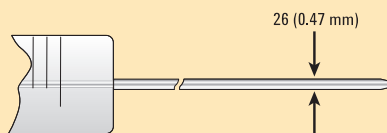


Needle Gauge



Single Gauge 23 (0.64 mm)

Packed column injector ports
Split/splitless injector ports



Single Gauge 26 (0.47 mm)

Packed column injector ports
Split/splitless injector ports

Needle Termination

Needle terminations are available in fixed or removable, with various tip styles.

Fixed (cemented)

- Economical, reproducible injections for autosamplers
- Preferred for applications requiring trace level samples
- Recommended for use where probability of needle bending is minimal
- Can be heated up to 70 °C

Removable needle

- Versatile option for injections
- Needle can be replaced if damaged or clogged
- Allows needle to be changed for different applications
- Can be heated up to 120 °C



Agilent CrossLab Inlet Septa

Inlet septa are a key component of sample introduction. Septa maintain the leak-free seal and exclude air from the inlet. They come in many different sizes and are made from different types of materials specific to inlet type and analysis needs.

Replace septa regularly to avoid:

- Leaks
- Decomposition
- Sample loss
- Reduced column or split vent flow
- Ghost peaks
- Column degradation

Septa are available for a variety of different applications and have different upper temperature limits. Lower temperature septa are usually softer, seal better, and can withstand more punctures (injections) than their high-temperature counterparts. If septa are used above their recommended temperatures, they can leak or decompose, causing sample loss, lower column flow, decreased column life, and ghosting. To minimize problems:

- Use within the recommended temperature range
- Change regularly
- Use septum purge when available
- Use autoinjectors
- Regularly inspect needle tips for wear

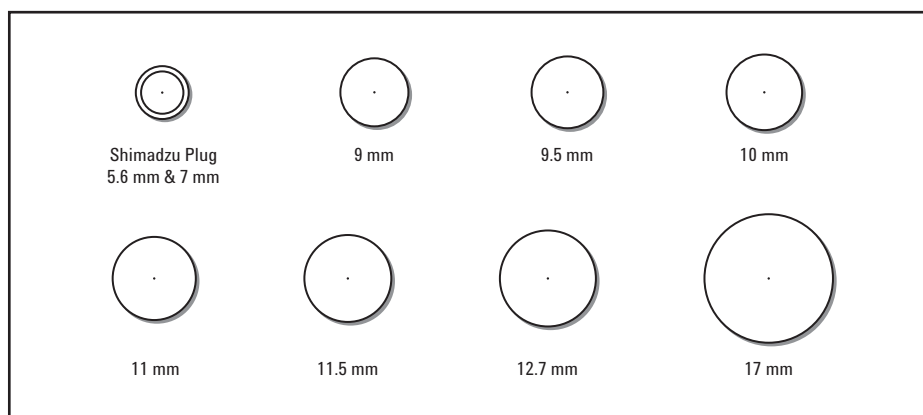


Agilent CrossLab Inlet Septa Selection Guide

GC Manufacturer	Instrument Model	Diameter (mm)	Diameter (in)
Bruker, Varian*	1177 Split/Splitless Injector	9	
	1078/1079 Programmable Temperature Vaporizing Injector	11.5	
	1093 Cold On-Column Injector	11	7/16
	1075/1077 Split/Splitless Injector	11	7/16
	1061 Packed/0.53 mm Capillary Column Flash Vaporization Injector	9.5	3/8
	1041 Packed/Wide Bore On-Column Injector	9.5	3/8
PerkinElmer	Clarus System	11	7/16
	AutoSystem	11	7/16
	AutoSystem XL	11	7/16
	8000 Series	11	7/16
	Sigma Series	11	7/16
Thermo Scientific Trace GC Ultra and Focus GC	Split/Splitless Injector	17	
	Large Volume Splitless Injector	9	
	Programmable Temperature Vaporizing Injector	12.7	1/2
	Purged Packed Column Injector	11	
	Packed Column Injector	11	
Thermo Scientific	Trace 2000 Series	9.5	
Finnigan	9001 GC	9.5	
Shimadzu	All Models	Shimadzu Plug	

*Formerly Varian systems, now Bruker products

Septa Diameters



Premium Non-Stick Septa

Agilent CrossLab premium non-stick inlet septa are designed and manufactured to provide a reliable noncontaminating seal. Our tri-fold blister pack ensures that each septum remains clean and ready to use.

- Proprietary plasma treatment prevents sticking and unnecessary inlet cleaning
- Innovative blister packaging keeps each septum clean and ready for use
- Center point guides the needle for easy penetration, less coring, and longer life
- Precision molding assures accurate fit in the inlet
- Each batch is tested for bleed
- Premium formulations selected for sealing and chromatographic cleanliness
- No need to bake septa before using



Summary of Premium Inlet Septum Characteristics

Septum Type	Bleed	Lifetime	Temperature Limits
Non-Stick BTO (Bleed and Temperature Optimized)	✓✓✓	✓	to 400 °C injection port temp
Non-Stick Advanced Green	✓✓	✓✓	to 350 °C
Non-Stick Long-Life	✓	✓✓✓	to 350 °C

✓✓✓ = best ✓✓ = very good ✓ = good



Agilent CrossLab Non-Stick Bleed Temperature Optimized (BTO) Inlet Septa

- Extended temperature range, lowest bleed
- Maximum injection port temperature 400 °C
- Plasma treatment eliminates sticking in the injection port
- Pre-conditioned; ready to use
- Blister packaging maintains cleanliness and convenience
- Ideal for use with low-bleed, "Mass Spec" capillary columns



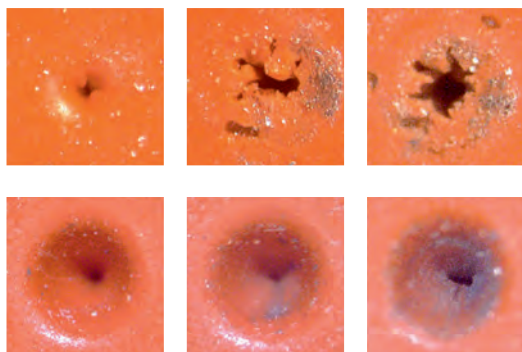
BTO septa, 8010-0223, 8010-0224

Non-Stick Bleed and Temperature Optimized (BTO) Septa

Description	Agilent CrossLab Part No. 50/pk	Agilent CrossLab Part No. 100/pk
9 mm, CenterGuide	8010-0217	8010-0218
9.5 mm	8010-0219	8010-0220
10 mm	8010-0221	8010-0222
11 mm, CenterGuide	8010-0223	8010-0224
11.5 mm, CenterGuide	8010-0225	8010-0226
Shimadzu plug	8010-0231	8010-0232

Description	24/pk	48/pk
12.7 mm, CenterGuide	8010-0227	8010-0228
17 mm, CenterGuide	8010-0229	8010-0230

Comparison of septum purity: TIC profile of isooctane extractions



Competitor's High-Temperature Septa without CenterGuide

Major coring before 100 autoinjections

Agilent CrossLab BTO Septa with CenterGuide

Very little coring, even after 700 autoinjections

Agilent CrossLab Non-Stick Advanced Green Inlet Septa

- True long-life, high-temperature green septa
- More injections per septum
- Plasma treatment eliminates sticking in the injection port
- Maximum injection port temperature 350 °C
- High-performance alternative to competitors' "green" septa
- Blister packaging for cleanliness and convenience



Advanced green septa, 8010-0207, 8010-0208

Non-Stick Advanced Green Septa

Description	Agilent CrossLab Part No. 50/pk	Agilent CrossLab Part No. 100/pk
9 mm, CenterGuide	8010-0201	8010-0202
9.5 mm	8010-0203	8010-0204
10 mm	8010-0205	8010-0206
11 mm, CenterGuide	8010-0207	8010-0208
11.5 mm, CenterGuide	8010-0209	8010-0210
Shimadzu plug	8010-0215	8010-0216
Description	24/pk	48/pk
12.7 mm, CenterGuide	8010-0211	8010-0212
17 mm, CenterGuide	8010-0213	8010-0214

Agilent CrossLab Non-Stick Long-Life Inlet Septa

- Preferred septa for autosamplers
- Pre-pierced for extended life and reduced coring
- Ideal for overnight runs
- Up to 400 injections per septum
- Plasma treatment eliminates sticking
- Maximum injection port temperature 350 °C
- Soft, 45 durometer, easy on autosampler needles
- Blister packaging for cleanliness and convenience



Long-life septa, 8010-0239, 8010-0240

Non-Stick Long-Life Septa

Description	Agilent CrossLab Part No. 50/pk	Agilent CrossLab Part No. 100/pk
9 mm, CenterGuide	8010-0233	8010-0234
11 mm, CenterGuide	8010-0239	8010-0240
11.5 mm, CenterGuide	8010-0241	8010-0242
Description	24/pk	48/pk
12.7 mm, CenterGuide	8010-0243	8010-0244
17 mm, CenterGuide	8010-0245	8010-0246



Agilent CrossLab Gray General Purpose Inlet Septa

Agilent CrossLab general purpose septa are made from an enhanced injection-molded silicone rubber and are good for routine use. The septa material, gray in color, is specified to withstand over 200 automatic injections at an injection port temperature of 350 °C.




General Purpose Septa

Description	Agilent CrossLab Part No. 50/pk	Agilent CrossLab Part No. 100/pk
9 mm	8010-0249	8010-0250
9.5 mm	8010-0251	8010-0252
10 mm	8010-0253	8010-0254
11 mm	8010-0255	8010-0256
11.5 mm	8010-0257	8010-0258
12.7 mm	8010-0259	8010-0260
17 mm	8010-0261	8010-0262
Shimadzu plug	8010-0263	8010-0264















CrossLab general purpose inlet septa, 8010-0257

Septa Troubleshooting

Symptom	Possible Causes	Remedy
Extra Peaks/Humps 	Septum bleed	Turn off injector heater. If extra peaks disappear, use septum specified for higher temperature or analyze at lower inlet temperature.
Baseline Change After Large Peak 	Large leak at septum during injection and for a short time thereafter (common with large diameter needles)	Replace septum and use smaller diameter needles.
Retention Times Prolonged 	Carrier gas leaks at septum or column connection	Check for leaks. Replace septum or tighten connections if necessary.

Agilent CrossLab Supplies for Bruker, Varian* GC Systems

Liners for 1177 Split/Splitless Injector Ports








Description	ID (mm)	OD (mm)	Length (mm)	Volume (µL)	Unit	Similar to OEM Part No.	Agilent Ultra Inert Deactivation	Similar to OEM Part No.	Agilent Original Deactivation	
Split/Splitless Liners										
 Single taper	4.0	6.3	78.5	1000	5/pk	RT207992145 SG092017	8004-0151	SG092017	8004-0101	
 Single taper, with wool	4.0	6.3	78.5	1000	5/pk	SG092019	8004-0152	SG092019	8004-0102	
 Double taper	4.0	6.3	78.5	1000	5/pk	SG092018	8004-0155	SG092018	8004-0105	
 Gooseneck, with wool	4.0	6.5	78.5	1000	5/pk	392611936	8004-0170	392611936	8004-0114	
 Recessed gooseneck, with wool	4.0	6.3	78.5	1000	5/pk	SG092010	8004-0153	SG092010	8004-0103	
 Gooseneck	2.0	6.5	78.5	250	5/pk	392611926	8004-0178	392611926	8004-0119	
Splitless Liners										
 Straight, with wool	4.0	6.5	78.5	1000	5/pk	392611937	8004-0173	392611937	8004-0116	
 Gooseneck	4.0	6.5	78.5	1000	5/pk	392611927	8004-0165	392611927	8004-0113	
Split Liners										
 Straight-through	4.0	6.3	78.5	1000	5/pk	RT207732145 SG092007	8004-0156	SG092007	8004-0106	
 Straight, with wool	4.0	6.3	78.5	1000	5/pk	SG092001 392611934	8004-0154	SG092001 392611934	8004-0104	
 With frit, gooseneck	4.0	6.3	78.5	1000	5/pk	RT210462145	8004-0158			
Direct Liners										
 Straight-through	1.2	6.3	78.5	90	5/pk	SG092016	8004-0157	SG092016	8004-0107	

***Formerly Varian systems, now Bruker products**



The cross references to the original equipment manufacturer (OEM) part numbers listed here serve as a recommendation that the Agilent CrossLab products are viable alternatives to OEM products. CrossLab products are compatible with the corresponding OEM instruments, although in some cases, the CrossLab products may have slightly different designs as compared to the OEM counterparts. All Agilent CrossLab supplies are backed by Agilent's 90-day money-back warranty.

Agilent CrossLab Supplies for Bruker, Varian* GC Systems

Liners for 1078/1079 Injector Ports

Description	ID (mm)	OD (mm)	Length (mm)	Volume (µL)	Unit	Similar to OEM Part No.	Agilent Ultra Inert Deactivation	Similar to OEM Part No.	Agilent Original Deactivation	
Split/Splitless Liners										
 Single taper	3.4	5.0	54	500	5/pk	RT209012145 SG092038	8004-0160	SG092038	8004-0108	
 Gooseneck, with wool	2.0	5.0	54	250	5/pk			392611953	8004-0118	
Splitless Liners										
 Single taper	2.0	5.0	54	170	5/pk	RT207122145 SG092039	8004-0161	SG092039	8004-0109	
Split Liners										
 Gooseneck	3.4	5.0	54	500	5/pk	392611945	8004-0164	392611945	8004-0112	
 With frit, gooseneck	3.4	5.0	54	500	5/pk	RT217092145	8004-0159			
 With frit, gooseneck	3.4	5.0	54	500	5/pk	392611946	8004-0171			
Other Liners										
 SPME, straight	0.8	5.0	54	30	5/pk	392611948	8004-0176			

Liners for 1093/1094 Injector Ports

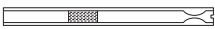
Description	ID (mm)	OD (mm)	Length (mm)	Volume (µL)	Unit	Similar to OEM Part No.	Agilent Ultra Inert Deactivation	Similar to OEM Part No.	Agilent Original Deactivation	
Direct Liners										
 SPL for 0.25/0.32 mm id columns	0.5	4.6	54	10	5/pk	190010906	8004-0167			
 SPL with 0.5 mm restriction for 0.53 mm id on-column	0.8	4.6	54	30	5/pk	SG092034 190010907	8004-0162	SG092034 190010907	8004-0110	

*Formerly Varian systems, now Bruker products


The cross references to the original equipment manufacturer (OEM) part numbers listed here serve as a recommendation that the Agilent CrossLab products are viable alternatives to OEM products. CrossLab products are compatible with the corresponding OEM instruments, although in some cases, the CrossLab products may have slightly different designs as compared to the OEM counterparts. All Agilent CrossLab supplies are backed by Agilent's 90-day money-back warranty.

Agilent CrossLab Supplies for Bruker, Varian* GC Systems

Liners for 1075/1077 Injector Ports

Description	ID (mm)	OD (mm)	Length (mm)	Volume (µL)	Unit	Similar to OEM Part No.	Agilent Ultra Inert Deactivation	Similar to OEM Part No.	Agilent Original Deactivation
 With wool	4.0	6.3	72	1000	5/pk	SG092021 190010901	8004-0163	SG092021 190010901	8004-0111

Liners for 1060/1061 Injector Ports

Description	ID (mm)	OD (mm)	Length (mm)	Volume (µL)	Unit	Similar to OEM Part No.	Agilent Ultra Inert Deactivation	Similar to OEM Part No.	Agilent Original Deactivation
 Double gooseneck	0.9	6.3	72	1000	5/pk	392611943	8004-0168		

Liner O-rings

Description	Unit	Similar to OEM Part No.	Agilent CrossLab Part No.
Non-stick fluoroelastomer O-ring, 1177 split/splitless, 6.3/6.5 mm od	10/pk	8850103100	8004-0201
Graphite O-ring, 1177 split/splitless, 6.5 mm od	10/pk	392611930	8004-0202
Graphite O-ring, 1177 split/splitless, 6.3 mm od	10/pk	392611935	8004-0203
Graphite liner seal, 1078/1079 injector, 5 mm id	10/pk	392534201	8004-0204



Graphite liner O-ring, 8004-0202

*Formerly Varian systems, now Bruker products

The cross references to the original equipment manufacturer (OEM) part numbers listed here serve as a recommendation that the Agilent CrossLab products are viable alternatives to OEM products. CrossLab products are compatible with the corresponding OEM instruments, although in some cases, the CrossLab products may have slightly different designs as compared to the OEM counterparts. All Agilent CrossLab supplies are backed by Agilent's 90-day money-back warranty.

Agilent CrossLab Supplies for Bruker, Varian* GC Systems

Column Ferrules

Capillary Column Ferrules

Injector	Fitting Size (in)	Ferrule ID (mm)	Column ID (mm)	Hole	Unit	Similar to OEM Part No.	Agilent CrossLab Part No.
60% Polyimide/40% Graphite Capillary Column Ferrules							
1177, 1079	1/16	0.3	0.18 or smaller	1	10/pk	CR213103	8004-0211
	1/16	0.425	0.25	2	10/pk	CR213124	8004-0213
	1/16	0.425	0.25	1	10/pk	CR213104	8004-0212
	1/16	0.5	0.32	1	10/pk	CR213105	8004-0214
	1/16	0.5	0.32	2	10/pk	CR213125	8004-0215
1177, 1079, 1061, 1041	1/16	0.8	0.53	1	10/pk	CR213108	8004-0216
Polyimide Capillary Column Ferrules							
1177, 1079	1/16	0.3	0.18	1	10/pk	CR212103	8010-0306
	1/16	0.4	0.25	1	10/pk		8010-0307
	1/16	0.425	0.25	1	10/pk	CR212104	8004-0219
	1/16	0.5	0.32	1	10/pk	CR212105	8010-0308
	1/16	0.5	0.32	2	10/pk	CR212125	8004-0218*
1177, 1079, 1061, 1041	1/16	0.8	0.53	1	10/pk	CR212108	8010-0309
Graphite Capillary Column Ferrules							
1177, 1079	1/16	0.4	0.25	1	10/pk	CR211104	8010-0301
	1/16	0.5	0.32	1	10/pk	CR211105	8010-0302
	1/16	0.5	0.32	2	10/pk	CR211125	8010-0303
1177, 1079, 1061, 1041	1/16	0.8	0.53	1	10/pk	CR211108	8010-0304

*1177 Injector only

***Formerly Varian systems, now Bruker products**

The cross references to the original equipment manufacturer (OEM) part numbers listed here serve as a recommendation that the Agilent CrossLab products are viable alternatives to OEM products. CrossLab products are compatible with the corresponding OEM instruments, although in some cases, the CrossLab products may have slightly different designs as compared to the OEM counterparts. All Agilent CrossLab supplies are backed by Agilent's 90-day money-back warranty.

Agilent CrossLab Supplies for Bruker, Varian* GC Systems

Packed Column Ferrules

Injector	Fitting Size (in)	Ferrule ID (in)	Column OD (in)	Hole	Unit	Similar to OEM Part No.	Agilent CrossLab Part No.
60% Polyimide/40% graphite Packed Column Ferrules							
1093, 1061, 1041	1/4	1/4	1/4	1	10/pk	CR213400	8004-0217*
Graphite Packed Column Ferrules							
1093, 1061, 1041	1/4	1/4	1/4	1	10/pk	CR211400	8010-0305*

*Straight body

Column Nuts

Description	Unit	Similar to OEM Part No.	Agilent CrossLab Part No.
Column nut, brass, 1177, 1079, 1061, or 1041 injector	2/pk	394955100	8004-0311
Column nut, stainless steel, 1093 injector	2/pk	CP743117	8004-0312

Autosampler Syringes for Bruker/Varian GC Systems

Model	Volume (µL)	Description	Needle Gauge/Length (mm)/Tip	Similar to OEM Syringe Part No.	Agilent CrossLab Syringe Part No.	Agilent CrossLab Replacement Needle Part No.	Agilent CrossLab Replacement Plunger Part No.
Varian CP8400, CP8410, CP9010, CP9050	10	Fixed needle	26/50/bevel tip		8004-0001		
		Removable needle	26/50/cone tip	SG002982	8004-0003	8004-0004, 2/pk	
Varian 8035, 8100, 8200		Fixed needle, gas tight	26/53/side hole tip		8004-0002		8004-0007
		Removable needle, gas tight	25/53/side hole tip		8004-0005	8004-0006	8004-0007

*Formerly Varian systems, now Bruker products

The cross references to the original equipment manufacturer (OEM) part numbers listed here serve as a recommendation that the Agilent CrossLab products are viable alternatives to OEM products. CrossLab products are compatible with the corresponding OEM instruments, although in some cases, the CrossLab products may have slightly different designs as compared to the OEM counterparts. All Agilent CrossLab supplies are backed by Agilent's 90-day money-back warranty.

Agilent CrossLab Supplies for Bruker, Varian* GC Systems

Inlet Septa

Non-Stick Bleed and Temperature Optimized (BTO) Septa

Description	Agilent CrossLab Part No. 50/pk	Similar to OEM Part No.	Agilent CrossLab Part No. 100/pk
9 mm, CenterGuide	8010-0217	CR298713	8010-0218
9.5 mm	8010-0219	CR298705	8010-0220
10 mm	8010-0221	CR298745	8010-0222
11 mm, CenterGuide	8010-0223	CR298717	8010-0224
11.5 mm, CenterGuide	8010-0225	CR298777	8010-0226



Non-stick bleed and temperature optimized septa, 10 mm, 50/pk, 8010-0221

Non-Stick Advanced Green Septa

Description	Agilent CrossLab Part No. 50/pk	Similar to OEM Part No.	Agilent CrossLab Part No. 100/pk
9 mm, CenterGuide	8010-0201	CR246713	8010-0202
9.5 mm	8010-0203	CR246124	8010-0204
10 mm	8010-0205		8010-0206
11 mm, CenterGuide	8010-0207	CR246225	8010-0208
11.5 mm, CenterGuide	8010-0209	CR246725	8010-0210

*Formerly Varian systems, now Bruker products

The cross references to the original equipment manufacturer (OEM) part numbers listed here serve as a recommendation that the Agilent CrossLab products are viable alternatives to OEM products. CrossLab products are compatible with the corresponding OEM instruments, although in some cases, the CrossLab products may have slightly different designs as compared to the OEM counterparts. All Agilent CrossLab supplies are backed by Agilent's 90-day money-back warranty.

Agilent CrossLab Supplies for Bruker, Varian* GC Systems



Long-life septa, 8010-0239, 8010-0240

Non-Stick Long-Life Septa

Description	Agilent CrossLab Part No. 50/pk	Similar to OEM Part No.	Agilent CrossLab Part No. 100/pk
9 mm, CenterGuide	8010-0233	CR239778	8010-0234
11 mm, CenterGuide	8010-0239	CR239287	8010-0240
11.5 mm, CenterGuide	8010-0241	CR239287	8010-0242

General Purpose Septa

Description	Agilent CrossLab Part No. 50/pk	Agilent CrossLab Part No. 100/pk
General Purpose Septa		
9 mm	8010-0249	8010-0250
9.5 mm	8010-0251	8010-0252
10 mm	8010-0253	8010-0254
11 mm	8010-0255	8010-0256
11.5 mm	8010-0257	8010-0258

*Formerly Varian systems, now Bruker products

The cross references to the original equipment manufacturer (OEM) part numbers listed here serve as a recommendation that the Agilent CrossLab products are viable alternatives to OEM products. CrossLab products are compatible with the corresponding OEM instruments, although in some cases, the CrossLab products may have slightly different designs as compared to the OEM counterparts. All Agilent CrossLab supplies are backed by Agilent's 90-day money-back warranty.



TIPS & TOOLS

For a comprehensive vial compatibility chart, identification guide, septum recommendations, visit www.agilent.com/chem/vialsposter


Agilent CrossLab Supplies for Bruker, Varian* GC Systems

Injector Replacement Parts and Supplies


1177 Split/Splitless Injector

Item	Description	Agilent CrossLab and Agilent Part No.
1	Injector nut	392597501
	Injector nut wrench	390842300
2	Knob	392597101
3	Automatic start switch	390820601
4	Septum, 9 mm	
	BTO	8010-0217
	Long-Life	8010-0233
	Advanced Green	8010-0201
	Septum pick	7200008400
5	Septum purge head	
	EFC21 (stainless steel)	392597301
	EFC21 (UltiMetal)	392597303
	EFC25 or Manual Pneumatics	392597302
6	Purge head screw	391866308
7	Graphite liner O-ring, splitless, 6.5 mm	8004-0202
	Non-stick fluoroelastomer liner O-ring, 6.3 mm	8004-0201
8	Glass liner	8004-0165
9	Injector body	
	Stainless steel	392599401
	UltiMetal	392599411
	Manual	392599501
10	For replacement ferrules, see complete CrossLab column ferrules ordering information, see page 209.	
11	Bottom nut	8004-0311

*Formerly Varian systems, now Bruker products



Agilent CrossLab Supplies for Bruker, Varian* GC Systems



1079 Large Volume Injector (LVI)

Item	Description	Agilent CrossLab and Agilent Part No.
1a	Injector nut	394966601
1b	Injector nut	394966601
	Injector nut wrench	390842300
2	Automatic start switch	390820601
3	Septum, 11.5 mm	
	BTO	8010-0225
	Long-Life	8010-0241
	Advanced Green	8010-0209
	Septum pick	7200008400
4	Septum support	391867600
5	Graphite liner seal	8004-0204
6	Glass liner	8004-0164
7	Injector body, EFC type	
	Stainless steel	392544001
	UltiMetal	392544011
8	For replacement ferrules, see complete CrossLab column ferrules ordering information, see page 209.	
9	Bottom nut	8004-0311

***Formerly Varian systems, now Bruker products**



TIPS & TOOLS


For a comprehensive vial compatibility chart, identification guide, septum recommendations, visit www.agilent.com/chem/vialsposter

Agilent CrossLab Supplies for Bruker, Varian* GC Systems

1093 Cool On-Column (COC) Injector


Item	Description	Agilent CrossLab and Agilent Part No.
1	Injector nut	394966601
	Injector nut wrench	390842300
2	Automatic start switch	390820601
3	Septum, 11.5 mm	
	BTO	8010-0225
	Long-Life	8010-0241
	Advanced Green	8010-0209
	Septum pick	7200008400
4	Septum support	391821100
5	Glass liner	
	Default	8004-0162
	High performance	8004-0167
6	Screw	391866306
7	Graphite/polyimide ferrule	8004-0217
	Graphite ferrule	8010-0305
8	Bottom nut	
	Brass	8004-0311
	Stainless steel	8004-0312

***Formerly Varian systems, now Bruker products**



Agilent CrossLab Supplies for Bruker, Varian* GC Systems

1061 Packed/530 µm Capillary Column Injector



Item	Description	Agilent CrossLab and Agilent Part No.
1a	Injector nut	390812700
1b	Injector nut	392595501
	Injector nut wrench	390842300
2	Septum, 9.5 mm	
	BTO	8010-0219
	Advanced Green	8010-0203
	Septum pick	7200008400
3	Automatic start switch	390820601
4	Glass liner	8004-0168
5	Injector body, EFC23	392548301
6	Graphite/polyimide ferrule	8004-0217
	Graphite ferrule	8010-0305
7	For replacement ferrules, see complete CrossLab column ferrules ordering information, see page 209.	
8	Bottom nut	8004-0311


***Formerly Varian systems, now Bruker products**

Agilent CrossLab Supplies for Bruker, Varian* GC Systems

1041 Packed/Wide Bore On-Column (PWOC) Injector

Item	Description	Agilent CrossLab and Agilent Part No.
1a	Injector nut	390812700
1b	Injector nut	392595501
	Injector nut wrench	390842300
2	Septum, 9.5 mm	
	BTO	8010-0219
	Advanced Green	8010-0203
	Septum pick	7200008400
3	Automatic start switch	390820601
4	Injector body, EFC type	392548201
5	Graphite/polyimide ferrule	8004-0217
	Graphite ferrule	8010-0305
6	Injector insert, stainless steel	392543101
7	For replacement ferrules, see complete CrossLab column ferrules ordering information, see page 209.	
8	Bottom nut	8004-0311

***Formerly Varian systems, now Bruker products**



Agilent CrossLab Supplies for Bruker, Varian* GC Systems

Detector Replacement Parts and Supplies**Thermal Conductivity Detector (TCD)**

Description	Agilent Part No.
Adapter TCD/DEFC capillary makeup gas	392585291
Adapter TCD/DEFC reference gas kit	392585292
Adapter TCD capillary makeup gas, MPC, 3800	392560591
TCD DEFC 14 (Non-H ₂), 2 channels	392561290

Flame Ionization Detector (FID)

Description	Agilent Part No.
Tube collector	394958700
Lower FID insulator #17311	2100003200
FID flame tip jet, 0.010 in	200187500
FID flame tip jet with nut, 0.020 in	200193800
Crunch washer, 25/pk	1500334701

***Formerly Varian systems, now Bruker products**

Agilent CrossLab Supplies for Bruker, Varian* GC Systems

Pulsed Flame Photometric Detector (PFPD)

Description	Agilent Part No.
Photomultiplier tube (PFPD) #R647-08	392517100
O-Ring, silicone, 0.53 in id, PFPD	2740292400
PFPD light pipe	392515500
Sapphire window assembly	392514500
Sapphire window washer	392514300
Wrench, PFPD combustor support	392519200
Seal, combustor support	392513800
Combustor holder, 2 mm	392517800
Combustor Sulfur, 2 mm, cleaned	392517600
Holder, combustor, 3 mm, cleaned	392517901
Combustor Phosphorus, 3 mm, cleaned	392517700

PFPD Filter Assemblies

Description	Agilent Part No.
Arsenic (As)	392515105
Manganese (Mn)	392544391
Nitrogen (N)	392511901
Sulfur and Phosphorus (S and P)	392515104
Phosphorus (P)	392515102
Sulfur (S)	392515101
Tin (Sn)	392515103

***Formerly Varian systems, now Bruker products**

Agilent CrossLab Supplies for Bruker, Varian* GC Systems

PFPD Nitrogen Mode Maintenance

Description	Agilent Part No.
Photomultiplier tube, Nitrogen R-5070A	392512800
O-Ring, 0.987 in id	2740236100
PFPD filter assembly, Nitrogen	392511901
PFPD light pipe	392515500
Sapphire window assembly	392514500
Sapphire window washer	392514300

Thermionic Specific Detector (TSD)

Description	Agilent Part No.
TSD bead probe, unconditioned and untested	390607400
TSD bead probe, conditioned and tested	390607401
Upper TSD insulator #17310 TSD	2100003100
O-Ring, 30/pk	2740928200
TSD collector assembly	390607900
Lower FID insulator #17311	2100003200
Crunch washer, 25/pk	1500334701
FID flame tip jet with nut, 0.020 in	200193800
Flow tube assembly	200187600

***Formerly Varian systems, now Bruker products**












TIPS & TOOLS

For a comprehensive vial compatibility chart, identification guide, septum recommendations, visit www.agilent.com/chem/vialsposter

Agilent CrossLab Parts and Supplies for PerkinElmer GC Systems

Liners for AutoSystem, AutoSystem XL, Clarus Systems



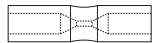

Description	ID (mm)	OD (mm)	Length (mm)	Volume (μL)	Unit	Similar to OEM Part No.	Agilent Ultra Inert Deactivation	Similar to OEM Part No.	Agilent Original Deactivation
Split/Splitless Liners									
 PSS straight	2.0	4.0	86.2		5/pk	N6502002	8003-0153		8003-0103
 PSS straight with bottom restriction	2.0	4.0	86.2	260	5/pk	N6121004	8003-0158		
 PSS on-column	2.0	4.0	86.2	250	5/pk	N6101539	8003-0165	N6101539	8003-0110
 PSS straight	1.0	4.0	86.2	65	5/pk	N6121006	8003-0157		
Split/Large Volume Splitless Liners									
 Straight with bottom restriction	4.0	6.2	92.1	1150	5/pk	N6121001	8003-0159	N6121001	8003-0105
Splitless Liners									
 Straight	2.0	6.2	92.1	300	5/pk	N6101372	8003-0162	N6101372	8003-0107
Split Liners									
 Straight-through	4.0	6.2	92.1	1150	5/pk		8003-0151		8003-0101
 Straight, wool	4.0	6.2	92.1	1100	5/pk	N6121020	8003-0160	N6121020	8003-0106
 Straight with bottom restriction	4.0	6.2	92.1	1100	5/pk	N6101052	8003-0166	N6101052	8003-0111

(Continued)

The cross references to the original equipment manufacturer (OEM) part numbers listed here serve as a recommendation that the Agilent CrossLab products are viable alternatives to OEM products. CrossLab products are compatible with the corresponding OEM instruments, although in some cases, the CrossLab products may have slightly different designs as compared to the OEM counterparts. All Agilent CrossLab supplies are backed by Agilent's 90-day money-back warranty.

Agilent CrossLab Parts and Supplies for PerkinElmer GC Systems

Liners for AutoSystem, AutoSystem XL, Clarus Systems

Description	ID (mm)	OD (mm)	Length (mm)	Volume (µL)	Unit	Similar to OEM Part No.	Agilent Ultra Inert Deactivation	Similar to OEM Part No.	Agilent Original Deactivation
Direct Liners									
 Gooseneck, drilled hole on top, wool	4.0	6.2	92.1		5/pk	N6121022	8003-0155		
Other Liners									
 Packed column, straight	3.0	6.2	112	800	5/pk	N6121000	8003-0163	N6121000	8003-0108
 Programmable on-column, hour glass	2.2	4.0	16		5/pk			N6101703	8003-0109*
 PTV, 0.25 mm id restriction, recessed gooseneck	1.0	2.0	88	70	5/pk		8003-0154		8003-0104

*p/n 8003-0109 is not deactivated

Liner O-rings

Description	Unit	Similar to OEM Part No.	Agilent CrossLab Part No.
Non-stick fluoroelastomer O-ring	10/pk	N9302783	8010-0401
Non-stick fluoroelastomer O-ring, PSS Injector	10/pk	N6101747	8003-0202
Silicone O-ring	10/pk	N6101374	8003-0203
Graphite O-ring, PSS Injector	10/pk	N6101751	8003-0204
Graphite O-ring	10/pk	N6101378	8003-0205



Graphite O-rings, 8003-0205

The cross references to the original equipment manufacturer (OEM) part numbers listed here serve as a recommendation that the Agilent CrossLab products are viable alternatives to OEM products. CrossLab products are compatible with the corresponding OEM instruments, although in some cases, the CrossLab products may have slightly different designs as compared to the OEM counterparts. All Agilent CrossLab supplies are backed by Agilent's 90-day money-back warranty.

Agilent CrossLab Parts and Supplies for PerkinElmer GC Systems

Column Ferrules

Capillary Column Ferrules

Model	Fitting Size (in)	Ferrule ID (mm)	Column ID (mm)	Hole	Unit	Similar to OEM Part No.	Agilent CrossLab Part No.
85% Polyimide/15% Graphite Capillary Column Ferrules							
AutoSystem, AutoSystem	1/16	0.4	0.25	1	10/pk	09920104	8010-0310
XL, Clarus	1/16	0.4	0.25	2	10/pk	04972392	8010-0312
	1/16	0.5	0.32	1	10/pk	09920105	8010-0311
	1/16	0.5	0.32	2	10/pk	N9306000	8003-0216
	1/16	0.8	0.53	1	10/pk	09920107	8010-0313
Graphite Capillary Column Ferrules							
AutoSystem, AutoSystem	1/16	0.4	0.25	1	10/pk		8010-0301
XL, Clarus	1/16	0.5	0.32	1	10/pk	09903700	8010-0302
	1/16	0.5	0.32	2	10/pk	N9306001	8010-0303
	1/16	0.8	0.53	1	10/pk	09920141	8010-0304
Polyimide Capillary Column Ferrules							
AutoSystem, AutoSystem	1/16	0.3	0.18 or smaller	1	10/pk		8010-0306
XL, Clarus	1/16	0.4	0.25	1	10/pk		8010-0307
	1/16	0.5	0.32	1	10/pk		8010-0308
	1/16	0.8	0.53	1	10/pk		8010-0309

The cross references to the original equipment manufacturer (OEM) part numbers listed here serve as a recommendation that the Agilent CrossLab products are viable alternatives to OEM products. CrossLab products are compatible with the corresponding OEM instruments, although in some cases, the CrossLab products may have slightly different designs as compared to the OEM counterparts. All Agilent CrossLab supplies are backed by Agilent's 90-day money-back warranty.

Agilent CrossLab Parts and Supplies for PerkinElmer GC Systems

Packed Column Ferrules

Model	Fitting Size (in)	Ferrule ID (in)	Column OD (in)	Hole	Unit	Similar to OEM Part No.	Agilent CrossLab Part No.
85% Polyimide/15% Graphite Packed Column Ferrules							
AutoSystem,	1/4	1/4	1/4	1	10/pk	09903739	8010-0314
AutoSystem XL, Clarus	1/8	1/8	1/8	1	10/pk	N9302081	8003-0219
	1/16	1/16	1/16	1	10/pk	09920127	8010-0315
Graphite Packed Column Ferrules							
AutoSystem,	1/4	1/4	1/4	1	10/pk	09920140	8010-0305
AutoSystem XL, Clarus	1/8	1/8	1/8	1	10/pk	09903915	8003-0212
	1/16	1/16	1/16	1	10/pk	02450972	8003-0211
Polyimide Packed Column Ferrules							
AutoSystem,	1/4	1/4	1/4	1	10/pk	N9301361	8003-0223
AutoSystem XL, Clarus	1/8	1/8	1/8	1	10/pk	N9301360	8003-0222
	1/16	1/16	1/16	1	10/pk		8003-0221

Column Nuts

Description	Unit	Similar to OEM Part No.	Agilent CrossLab Part No.
Column nut, 1/16 in	2/pk	09903392	8003-0311

The cross references to the original equipment manufacturer (OEM) part numbers listed here serve as a recommendation that the Agilent CrossLab products are viable alternatives to OEM products. CrossLab products are compatible with the corresponding OEM instruments, although in some cases, the CrossLab products may have slightly different designs as compared to the OEM counterparts. All Agilent CrossLab supplies are backed by Agilent's 90-day money-back warranty.

Agilent CrossLab Parts and Supplies for PerkinElmer GC Systems

Autosampler Syringes for PerkinElmer GC Systems

Model	Volume (µL)	Description	Needle Gauge/Length (mm)/Tip	Similar to OEM Syringe Part No.	Agilent CrossLab Syringe Part No.	Similar to OEM Replacement Needle and Plunger Repair Kit Part No.	Agilent CrossLab Replacement Needle and Plunger Repair Kit Part No.
AutoSystem, AutoSystem XL, Clarus	0.5	Removable needle	23/70/cone tip	N6101252	8003-0005	N6101469	8003-0006
AutoSystem, AutoSystem XL, Clarus		Removable needle	26/70/bevelled cone tip		8003-0007		8003-0008
AutoSystem, AutoSystem XL, Clarus	5	Fixed needle	23/70/cone tip	N6101251	8003-0001		
AutoSystem, AutoSystem XL, Clarus		Fixed needle, gas tight	23/70/cone tip	N6101390	8003-0002		
AutoSystem, AutoSystem XL, Clarus		Fixed needle	26/70/cone tip	N6101380	8003-0003		
AutoSystem, AutoSystem XL, Clarus	50	Fixed needle	23/70/cone tip	N6101760	8003-0004		

The cross references to the original equipment manufacturer (OEM) part numbers listed here serve as a recommendation that the Agilent CrossLab products are viable alternatives to OEM products. CrossLab products are compatible with the corresponding OEM instruments, although in some cases, the CrossLab products may have slightly different designs as compared to the OEM counterparts. All Agilent CrossLab supplies are backed by Agilent's 90-day money-back warranty.

Agilent CrossLab Parts and Supplies for PerkinElmer GC Systems

Inlet Septa

Non-Stick Bleed and Temperature Optimized (BTO) Septa

Description	Agilent CrossLab Part No. 50/pk	Similar to OEM Part No.	Agilent CrossLab Part No. 100/pk
11 mm, CenterGuide	8010-0223	N9302972	8010-0224

Non-Stick Advanced Green Septa

Description	Agilent CrossLab Part No. 50/pk	Similar to OEM Part No.	Agilent CrossLab Part No. 100/pk
11 mm, CenterGuide	8010-0207	N6621028 N9306219	8010-0208



Long-life septa, 8010-0239, 8010-0240

Non-Stick Long-Life Septa

Description	Agilent CrossLab Part No. 50/pk	Agilent CrossLab Part No. 100/pk
11 mm, CenterGuide	8010-0239	8010-0240









General Purpose Septa

Description	Agilent CrossLab Part No. 50/pk	Similar to OEM Part No.	Agilent CrossLab Part No. 100/pk
11 mm	8010-0255	54019985	8010-0256

The cross references to the original equipment manufacturer (OEM) part numbers listed here serve as a recommendation that the Agilent CrossLab products are viable alternatives to OEM products. CrossLab products are compatible with the corresponding OEM instruments, although in some cases, the CrossLab products may have slightly different designs as compared to the OEM counterparts. All Agilent CrossLab supplies are backed by Agilent's 90-day money-back warranty.

Agilent CrossLab Supplies for Shimadzu GC Systems











Liners for 2014 Systems

Description	ID (mm)	OD (mm)	Length (mm)	Volume (µL)	Unit	Similar to OEM Part No.	Agilent Ultra Inert Deactivation	Similar to OEM Part No.	Agilent Original Deactivation
Splitless Liners									
 Single taper, wool	3.5	5.0	95		5/pk	221-48876-02	8001-0160		
 Double taper, drilled hole near top	3.5	5.0	95		5/pk	220-94734-01	8001-0158		
 Double taper, drilled hole near bottom	3.5	5.0	95		5/pk	220-94734-02	8001-0159		
 Straight-through	2.6	5.0	95	500	5/pk	220-94767-00	8001-0151	220-94767-00	8001-0101
Split Liners									
 Straight with middle restriction	3.5	5.0	95	800	5/pk	221-41444-01	8001-0156	221-41444-01	8001-0106
 Straight with middle restriction, wool	3.5	5.0	95	800	5/pk	220-90784-00	8001-0157		
 Straight-through	3.4	5.0	95	860	5/pk		8001-0153		8001-0103
Direct Liners									
 For 0.53 mm id column	2.6	5.0	95	450	5/pk	220-94768-00	8001-0152	220-94768-00	8001-0102

The cross references to the original equipment manufacturer (OEM) part numbers listed here serve as a recommendation that the Agilent CrossLab products are viable alternatives to OEM products. CrossLab products are compatible with the corresponding OEM instruments, although in some cases, the CrossLab products may have slightly different designs as compared to the OEM counterparts. All Agilent CrossLab supplies are backed by Agilent's 90-day money-back warranty.

Agilent CrossLab Supplies for Shimadzu GC Systems








Liners for 2010 and 2010 Plus Systems

Description	ID (mm)	OD (mm)	Length (mm)	Volume (µL)	Unit	Similar to OEM Part No.	Agilent Ultra Inert Deactivation	Similar to OEM Part No.	Agilent Original Deactivation
Split/Splitless Liners									
 Single taper	3.4	5.0	95		5/pk	961-01480-07	8001-0154		8001-0104
Splitless Liners									
 Single taper, wool	3.5	5.0	95		5/pk	221-48335-01 221-48876-02	8001-0160		
 Double taper, drilled hole near top	3.5	5.0	95		5/pk	220-94734-01	8001-0158		
 Double taper, drilled hole near bottom	3.5	5.0	95		5/pk	220-94734-02	8001-0159		
 Straight-through	2.6	5.0	95	500	5/pk	220-94767-00	8001-0151	220-94767-00	8001-0101
Split Liners									
 Straight-through	3.4	5.0	95	860	5/pk		8001-0153		8001-0103
 Straight with middle restriction	3.5	5.0	95	800	5/pk	221-41444-01	8001-0156	221-41444-01	8001-0106
 Straight with middle restriction, wool	3.5	5.0	95	800	5/pk	220-90784-00	8001-0157		
Other Liners									
 PTV	1.25	3.5	95	100	5/pk	221-49300-00	8001-0163		
 SPME or Purge and Trap, straight	0.75	5.0	95	50	5/pk	220-94769-00	8001-0162		

The cross references to the original equipment manufacturer (OEM) part numbers listed here serve as a recommendation that the Agilent CrossLab products are viable alternatives to OEM products. CrossLab products are compatible with the corresponding OEM instruments, although in some cases, the CrossLab products may have slightly different designs as compared to the OEM counterparts. All Agilent CrossLab supplies are backed by Agilent's 90-day money-back warranty.

Agilent CrossLab Supplies for Shimadzu GC Systems

Liners for 17A Systems


Description	ID (mm)	OD (mm)	Length (mm)	Volume (μL)	Unit	Similar to OEM Part No.	Agilent Ultra Inert Deactivation	Similar to OEM Part No.	Agilent Original Deactivation
Splitless Liners									
 Single taper, wool	3.5	5.0	95		5/pk	221-48335-01 221-48876-02	8001-0160		
 Double taper, drilled hole near top	3.5	5.0	95		5/pk	220-94734-01	8001-0158		
 Double taper, drilled hole near bottom	3.5	5.0	95		5/pk	220-94734-02	8001-0159		
 Straight-through	2.6	5.0	95	500	5/pk	220-94767-00	8001-0151	220-94767-00	8001-0101
Split Liners									
 Straight with middle restriction, wool	3.5	5.0	95	800	5/pk	220-90784-00	8001-0157		
 Straight-through	3.4	5.0	95	860	5/pk		8001-0153		8001-0103
Direct Liners									
 For 0.53 mm id column	2.6	5.0	95	450	5/pk	220-94768-00	8001-0152	220-94768-00	8001-0102

The cross references to the original equipment manufacturer (OEM) part numbers listed here serve as a recommendation that the Agilent CrossLab products are viable alternatives to OEM products. CrossLab products are compatible with the corresponding OEM instruments, although in some cases, the CrossLab products may have slightly different designs as compared to the OEM counterparts. All Agilent CrossLab supplies are backed by Agilent's 90-day money-back warranty.



Agilent CrossLab Supplies for Shimadzu GC Systems

Liners for 14 Systems

Description	ID (mm)	OD (mm)	Length (mm)	Volume (µL)	Unit	Agilent Ultra Inert Deactivation	Agilent Original Deactivation
Split/Splitless Liners							
 2.0 mm middle gooseneck	3.4	5.0	99	850	5/pk	8001-0155	8001-0105

Liner O-rings



Graphite liner O-rings, 8001-0202

Description	Unit	Similar to OEM Part No.	Agilent CrossLab Part No.
Non-stick fluoroelastomer O-ring	10/pk	036-11203-84	8001-0201
Graphite O-ring, split	10/pk	221-48393-91	8001-0202
Graphite O-ring, splitless	10/pk	221-47222-91	8001-0203

The cross references to the original equipment manufacturer (OEM) part numbers listed here serve as a recommendation that the Agilent CrossLab products are viable alternatives to OEM products. CrossLab products are compatible with the corresponding OEM instruments, although in some cases, the CrossLab products may have slightly different designs as compared to the OEM counterparts. All Agilent CrossLab supplies are backed by Agilent's 90-day money-back warranty.

Agilent CrossLab Supplies for Shimadzu GC Systems

Column Ferrules

Capillary Column Ferrules

Model	Fitting Size (in)	Ferrule ID (mm)	Column ID (mm)	Hole	Unit	Similar to OEM Part No.	Agilent CrossLab Part No.
85% Polyimide/15% Graphite Capillary Column Ferrules							
QP5000/5050 Standard MS	1/16	0.3	0.18 or smaller	1	10/pk	220-90700-01	8001-0224
	1/16	0.4	0.25	1	10/pk	220-90700-02	8001-0221
	1/16	0.5	0.32	1	10/pk	220-90700-03	8001-0222
	1/16	0.8	0.53	1	10/pk	220-90700-04	8001-0223
QP2010	1/16	0.4	0.25	1	10/pk	220-90418-14	8010-0310
	1/16	0.4	0.25	2	10/pk	225-19056-00	8010-0312
	1/16	0.5	0.32	1	10/pk	220-90418-15	8010-0311
	1/16	0.8	0.53	1	10/pk	220-90418-18	8010-0313
Graphite Capillary Column Ferrules							
2010, 2010 Plus, 2014, 17A, 14A	1/16	0.4	0.25	1	10/pk	220-90765-00	8001-0211
	1/16	0.5	0.32	1	10/pk	221-32126-05	8001-0212
	1/16	0.8	0.53	1	10/pk	221-32126-08	8001-0213

Packed Column Ferrules

Model	Fitting Size (in)	Ferrule ID (in)	Column OD (in)	Hole	Unit	Similar to OEM Part No.	Agilent CrossLab Part No.
85% Polyimide/15% Graphite Packed Column Ferrules							
QP5000/5050 Standard MS	1/4	1/4	1/4	1	10/pk	225-09028-00	8010-0314
QP5000/5050 Wide Bore MS	1/16	1/16	1/16	1	10/pk	220-90418-28	8010-0315
QP2010	1/16	1/16	1/16	1	10/pk		8010-0315
17A	5 mm	5 mm	5 mm	1	10/pk	221-46403-92	8001-0214

The cross references to the original equipment manufacturer (OEM) part numbers listed here serve as a recommendation that the Agilent CrossLab products are viable alternatives to OEM products. CrossLab products are compatible with the corresponding OEM instruments, although in some cases, the CrossLab products may have slightly different designs as compared to the OEM counterparts. All Agilent CrossLab supplies are backed by Agilent's 90-day money-back warranty.



Graphite capillary column ferrules, 8001-0213

Agilent CrossLab Supplies for Shimadzu GC Systems

Column Nuts

Description	Unit	Similar to OEM Part No.	Agilent CrossLab Part No.
Column nut, slotted, 6-sided	2/pk	221-32705-00	8001-0311
Column nut, no slot, 6-sided	2/pk	221-41533-00	8001-0312

Autosampler Syringes for Shimadzu GC Systems

Model	Volume (µL)	Description	Needle Gauge/Length (mm)/Tip	Similar to OEM Syringe Part No.	Agilent CrossLab Syringe Part No.	Similar to OEM Replacement Needle and Plunger Repair Kit Part No.	Agilent CrossLab Replacement Needle Part No.
AOC-14, AOC-17, AOC-20	5	Removable needle	23/42/cone tip		8001-0010		8001-0011
AOC-14, AOC-17, AOC-20	10	Removable needle	23/42/cone tip	220-90282-20	8001-0004	220-90281-20	8001-0005, 2/pk
AOC-14, AOC-17, AOC-20	10	Removable needle	26/42/cone tip	220-90282-21	8001-0006	220-90281-21	8001-0007, 2/pk
AOC-14, AOC-17, AOC-20	50	Removable needle	23/42/cone tip	221-45243-00	8001-0012		8001-0014
AOC-14, AOC-17, AOC-20	250	Removable needle, gas tight	23/42/cone tip	221-45244-00	8001-0013		8001-0014

The cross references to the original equipment manufacturer (OEM) part numbers listed here serve as a recommendation that the Agilent CrossLab products are viable alternatives to OEM products. CrossLab products are compatible with the corresponding OEM instruments, although in some cases, the CrossLab products may have slightly different designs as compared to the OEM counterparts. All Agilent CrossLab supplies are backed by Agilent's 90-day money-back warranty.



TIPS & TOOLS

For a comprehensive vial compatibility chart, identification guide, septum recommendations, visit www.agilent.com/chem/vialsposter

Agilent CrossLab Supplies for Shimadzu GC Systems

Inlet Septa

Non-Stick Bleed and Temperature Optimized (BTO) Septa

Description	Agilent CrossLab Part No. 50/pk	Agilent CrossLab Part No. 100/pk
Shimadzu plug	8010-0231	8010-0232

Non-Stick Advanced Green Septa

Description	Similar to OEM Part No.	Agilent CrossLab Part No. 50/pk	Agilent CrossLab Part No. 100/pk
Shimadzu plug	220-90547-00 220-94781-00	8010-0215	8010-0216











General Purpose Septa

Description	Agilent CrossLab Part No. 50/pk	Agilent CrossLab Part No. 100/pk
Shimadzu plug	8010-0263	8010-0264

The cross references to the original equipment manufacturer (OEM) part numbers listed here serve as a recommendation that the Agilent CrossLab products are viable alternatives to OEM products. CrossLab products are compatible with the corresponding OEM instruments, although in some cases, the CrossLab products may have slightly different designs as compared to the OEM counterparts. All Agilent CrossLab supplies are backed by Agilent's 90-day money-back warranty.

Agilent CrossLab Supplies for Thermo Scientific GC Systems

Liners for Trace, Focus Systems

Description	ID (mm)	OD (mm)	Length (mm)	Volume (μL)	Unit	Similar to OEM Part No.	Agilent Ultra Inert Deactivation	Similar to OEM Part No.	Agilent Original Deactivation
Splitless Liners									
 Single taper	5.0	8.0	105	1750	5/pk	45350033	8002-0153	45350033	8002-0103
 Single taper	3.0	8.0	105		5/pk	45350032	8002-0154	45350032	8002-0104
Split Liners									
 Straight	5.0	8.0	105	2000	5/pk	45350030	8002-0151	45350030	8002-0101
 Straight	3.0	8.0	105	750	5/pk	45350031	8002-0152	45350031	8002-0102
PTV Liners									
 Straight	2.0	2.75	120	375	5/pk	45322045	8002-0156*	45322045	8002-0106*
 Straight with bottom restriction	2.0	2.75	120	375	5/pk	45352057	8002-0157	45352057	8002-0107
 6 baffles	2.0	2.75	120		5/pk	453T2120	8002-0160*		
 Straight	1.75	2.75	120	300	5/pk		8002-0155		8002-0105
 Straight	1.0	2.75	120	90	5/pk	45352054	8002-0161		
 3 baffles	1.0	2.75	120		5/pk	45352062	8002-0159*		

*Use in Trace systems only

The cross references to the original equipment manufacturer (OEM) part numbers listed here serve as a recommendation that the Agilent CrossLab products are viable alternatives to OEM products. CrossLab products are compatible with the corresponding OEM instruments, although in some cases, the CrossLab products may have slightly different designs as compared to the OEM counterparts. All Agilent CrossLab supplies are backed by Agilent's 90-day money-back warranty.

Agilent CrossLab Supplies for Thermo Scientific GC Systems

Liner O-rings

Description	Unit	Similar to OEM Part No.	Agilent CrossLab Part No.
Non-stick fluoroelastomer O-ring, sintered liner	10/pk	29031305	8002-0201
Non-stick fluoroelastomer O-ring	10/pk	29030306	8010-0401
Graphite O-ring, 8 mm id	2/pk	29033406	8002-0203
Graphite O-ring, PTV	2/pk	29013417	8002-0204

Column Ferrules

Capillary Column Ferrules

Model	Fitting Size (in)	Ferrule ID (mm)	Column ID (mm)	Hole	Unit	Similar to OEM Part No.	Agilent CrossLab Part No.
85% Polyimide/15% Graphite Capillary Column Ferrules							
Injectors/Detectors	1/16	0.4	0.25	1	10/pk	290VT186	8002-0220
	1/16	0.5	0.32	1	10/pk	290VT187	8002-0221
	1/16	0.8	0.53	1	10/pk	290VT188	8002-0222
Any GC/MS Interface	1/16	0.4	0.25	1	10/pk	29033496	8010-0310
	1/16	0.5	0.32	1	10/pk	29033497	8010-0311
Graphite Capillary Column Ferrules							
Trace/Focus	M4	0.3	0.18	1	10/pk		8002-0211
Injectors/Detectors (not for GC/MS Interface)	M4	0.4	0.25	1	10/pk	29053488	8002-0212
	M4	0.5	0.32	1	10/pk	29053487	8002-0213
	M4	0.8	0.53	1	10/pk	29053486	8002-0214
Injectors/Detectors	1/16	0.4	0.25	1	10/pk		8002-0215
	1/16	0.5	0.32	1	10/pk		8002-0216
	1/16	0.8	0.53	1	10/pk		8002-0217

The cross references to the original equipment manufacturer (OEM) part numbers listed here serve as a recommendation that the Agilent CrossLab products are viable alternatives to OEM products. CrossLab products are compatible with the corresponding OEM instruments, although in some cases, the CrossLab products may have slightly different designs as compared to the OEM counterparts. All Agilent CrossLab supplies are backed by Agilent's 90-day money-back warranty.

Agilent CrossLab Supplies for Thermo Scientific GC Systems

Column Nuts

Description	Unit	Similar to	Agilent CrossLab
		OEM Part No.	Part No.
Column nut, stainless steel, split/splitless injector	2/pk	35032423	8002-0311
Column nut, brass	2/pk	290BT239	8002-0312

Autosampler Syringes for Thermo GC Systems

Model	Volume (µL)	Description	Needle Gauge/ Length (mm)/Tip	Similar to OEM Syringe Part No.	Agilent CrossLab Syringe Part No.	Similar to OEM Replacement Needle or Plunger Part No.	Agilent CrossLab Replacement Needle or Plunger Part No.
TriPlus, AS3000	0.5	Plunger-in-needle	23/50/cone tip	36504045	8010-0355		8010-0367*
TriPlus	5	Fixed needle	26/50/cone tip	36504047	8010-0353		
TriPlus, AS3000, AS2000, AS200, AS800	10	Fixed needle	25/50/cone tip	36500525	8002-0003		
TriPlus, AS2000	10	Fixed needle	23/80/cone tip	36520061	8002-0002		
TriPlus, AS2000	10	Fixed needle	26/80/cone tip	36502019	8002-0001		
TriPlus, AS2000, AS200, AS800	100	Fixed needle, gas tight	23/50/cone tip		8010-0354		8010-0368**
TriPlus, AS2000	100	Removable needle, gas tight	23/50/side hole tip	36520050	8002-0004	36540040	8002-0005***

*Needle and plunger repair kit

**Replacement plunger

***Replacement needle

The cross references to the original equipment manufacturer (OEM) part numbers listed here serve as a recommendation that the Agilent CrossLab products are viable alternatives to OEM products. CrossLab products are compatible with the corresponding OEM instruments, although in some cases, the CrossLab products may have slightly different designs as compared to the OEM counterparts. All Agilent CrossLab supplies are backed by Agilent's 90-day money-back warranty.

Agilent CrossLab Supplies for Thermo Scientific GC Systems

Inlet Septa

Non-Stick Bleed and Temperature Optimized (BTO) Septa

Description	Similar to OEM Part No.	Agilent CrossLab Part No. 50/pk	Similar to OEM Part No.	Agilent CrossLab Part No. 100/pk
9 mm, CenterGuide	31303240	8010-0217		8010-0218
9.5 mm		8010-0219		8010-0220
10 mm		8010-0221		8010-0222
11 mm, CenterGuide		8010-0223		8010-0224
11.5 mm, CenterGuide	31303230	8010-0225		8010-0226
Description		24/pk		48/pk
12.7 mm, CenterGuide		8010-0227	31303228	8010-0228
17 mm, CenterGuide		8010-0229	31303211	8010-0230

Non-Stick Advanced Green Septa

Description	Similar to OEM Part No.	Agilent CrossLab Part No. 50/pk	Similar to OEM Part No.	Agilent CrossLab Part No. 100/pk
9 mm, CenterGuide	313G3240	8010-0201		8010-0202
9.5 mm		8010-0203		8010-0204
10 mm		8010-0205		8010-0206
11 mm, CenterGuide	313G3230	8010-0207		8010-0208
11.5 mm, CenterGuide		8010-0209		8010-0210
Description		24/pk		48/pk
12.7 mm, CenterGuide		8010-0211	313G3228	8010-0212
17 mm, CenterGuide		8010-0213	313G3211	8010-0214



Non-stick advanced green septum, 11 mm, CenterGuide, 8010-0207

The cross references to the original equipment manufacturer (OEM) part numbers listed here serve as a recommendation that the Agilent CrossLab products are viable alternatives to OEM products. CrossLab products are compatible with the corresponding OEM instruments, although in some cases, the CrossLab products may have slightly different designs as compared to the OEM counterparts. All Agilent CrossLab supplies are backed by Agilent's 90-day money-back warranty.

Agilent CrossLab Supplies for Thermo Scientific GC Systems



Long-life septa, 8010-0239, 8010-0240

Non-Stick Long-Life Septa

Description	Agilent CrossLab Part No. 50/pk	Agilent CrossLab Part No. 100/pk
9 mm, CenterGuide	8010-0233	8010-0234
11 mm, CenterGuide	8010-0239	8010-0240
11.5 mm, CenterGuide	8010-0241	8010-0242
Description	24/pk	48/pk
12.7 mm, CenterGuide	8010-0243	8010-0244
17 mm, CenterGuide	8010-0245	8010-0246

General Purpose Septa

Description	Agilent CrossLab Part No. 50/pk	Agilent CrossLab Part No. 100/pk
9 mm	8010-0249	8010-0250
9.5 mm	8010-0251	8010-0252
10 mm	8010-0253	8010-0254
11 mm	8010-0255	8010-0256
11.5 mm	8010-0257	8010-0258
12.7 mm	8010-0259	8010-0260
17 mm	8010-0261	8010-0262

The cross references to the original equipment manufacturer (OEM) part numbers listed here serve as a recommendation that the Agilent CrossLab products are viable alternatives to OEM products. CrossLab products are compatible with the corresponding OEM instruments, although in some cases, the CrossLab products may have slightly different designs as compared to the OEM counterparts. All Agilent CrossLab supplies are backed by Agilent's 90-day money-back warranty.

Agilent CrossLab Supplies for CTC GC Autosamplers

Autosampler Syringes for CTC CombiPAL and GC PAL

Volume (µL)	Description	Needle Gauge/ Length (mm)/Tip	Agilent CrossLab Syringe Part No.	Agilent CrossLab Replacement Needle or Plunger Part No.
0.5	Plunger-in-needle	23/50/cone tip	8010-0355	8010-0367*
5	Fixed needle	23/50/cone tip	8010-0356	
10	Fixed needle	23/50/cone tip	8010-0351	
	Fixed needle, gas tight	23/50/cone tip	8010-0371	8010-0359**
	Fixed needle	26/50/cone tip	8010-0352	
	Fixed needle, gas tight	26/50/cone tip	8010-0357	8010-0359**
	Fixed needle	26/50/bevel tip	8010-0358	
25	Fixed needle	26/50/cone tip	8010-0360	
100	Removable needle, gas tight	23/50/side hole tip	8002-0004	8002-0005***
	Fixed needle	26/50/cone tip	8010-0361	
250	Fixed needle, gas tight	26/50/cone tip	8010-0362	

Volume (mL)	Description	Needle Gauge/ Length (mm)/Tip	Agilent CrossLab Syringe Part No.	Agilent CrossLab Replacement Needle or Plunger Part No.
1	Fixed needle, gas tight, headspace	23/56/side hole tip	8010-0363	8010-0365
2.5	Fixed needle, gas tight, headspace	23/56/side hole tip	8010-0364	8010-0366

*Needle and plunger repair kit

**Replacement plunger

***Replacement needle



Agilent PAL Sampler

Part Number Index

0100-0057.....	113, 131	05971-20143.....	154-155, 157	115-3352E.....	429	121-5522.....	126, 300
0100-0161.....	127	05971-60571.....	163, 176	115-3352PT.....	429	121-5522E.....	300
0100-0549.....	169	05971-80103.....	165	115-3412.....	426	121-5522LTM.....	300, 456
0100-1324.....	41	05980-20018.....	146, 176-177	115-3422.....	426	121-5522UI.....	266, 290
0100-1325.....	41	05980-60051.....	146, 174	115-3432.....	426	121-5522UILTM.....	290, 457
0100-1326.....	41	05988-20066.....	38, 40, 148, 172	115-3432E.....	426	121-5523.....	300
0100-1331.....	41	07673-20570.....	51	115-3432PT.....	421, 426	121-5523LTM.....	300, 456
0100-1332.....	41, 91, 99, 105, 113, 129, 131, 136-137	07673-40180.....	50	115-34H2.....	426	121-5523UI.....	290
0100-1342.....	41	07673-60840.....	51	115-3532.....	433	121-5523UILTM.....	290, 457
0100-1344.....	41	0960-0897.....	162	115-3532PT.....	278-279, 421, 433	121-5542.....	300
0100-1365.....	41	1000-1437.....	113-115, 131	115-3552.....	433	121-5621.....	394
0100-1375.....	41, 85, 87	1000-1438.....	114	115-3552PT.....	279, 285, 421, 433	121-5622.....	394
0100-1378.....	41	112-2032.....	361	115-4912.....	366	121-7012.....	352
0100-1379.....	41	112-2032LTM.....	361, 453	115-4912E.....	366	121-7012LTM.....	352, 458
0100-1381.....	41	112-2112.....	442	121-0122.....	295	121-7013LTM.....	458
0100-1389.....	80	112-2132.....	442	121-0122LTM.....	295, 455	121-7022.....	352
0100-1597.....	169	112-2133.....	442	121-0122UI.....	289	121-7022LTM.....	352, 458
0100-2138.....	122-123	112-2133LTM.....	442, 453	121-0713.....	349	121-7023.....	352
0100-2430.....	122-123	112-2162.....	442	121-0722.....	266, 349	121-7023LTM.....	352, 458
0100-2594.....	53	112-2532.....	411	121-0722LTM.....	349, 454	121-7042.....	352
0100-2595.....	53	112-2532E.....	411	121-1012.....	319	121-7042E.....	352
0101-0282.....	48	112-2532LTM.....	411, 453	121-1012E.....	319	121-7043.....	352
0101-0299.....	48	112-2562.....	411	121-1012LTM.....	319, 453	121-9627.....	390
0101-0300.....	48	112-5432.....	444	121-1013.....	319	121-9723.....	264, 276, 292, 392
0101-0301.....	48	112-5462.....	444	121-1013LTM.....	319, 453	122-0112.....	295
0101-0302.....	48	112-6632.....	410	121-101A.....	319	122-0112E.....	295
0101-0303.....	48	112-6632LTM.....	410, 453	121-101ALTM.....	319, 453	122-0112LTM.....	295, 455
0101-0304.....	48	112-8837.....	126, 405	121-1022.....	319	122-0112UI.....	289
0101-0355.....	48	112-8837E.....	405	121-1022E.....	319	122-0131.....	295
0101-0403.....	48	112-8837LTM.....	405, 460	121-1022LTM.....	319, 453	122-0132.....	126, 273, 295
0101-0532.....	48	112-8867.....	405	121-1023.....	319	122-0132E.....	295
0101-0584.....	47	112-8867E.....	405	121-1023LTM.....	319, 453	122-0132LTM.....	455
0101-0585.....	47	112-88A7.....	405	121-1043.....	319	122-0132UI.....	289
0101-0633.....	48	112-88A7E.....	405	121-1222.....	304	122-0132UIE.....	289
0101-0636.....	47	113-2032.....	361	121-1232.....	304	122-0162.....	295
0101-0637.....	47	113-2132.....	442	121-1324.....	267, 271, 275, 284, 398	122-0162UI.....	289
0101-0638.....	47	113-2132LTM.....	442, 453	121-1324E.....	398	122-0212.....	344
0101-0639.....	47	113-2133.....	442	121-1324LTM.....	398, 457	122-0232.....	344
0101-0666.....	48	113-2532.....	411	121-1324UI.....	275, 291, 397	122-0232E.....	344
0101-0667.....	48	113-2532E.....	411	121-1524.....	267, 271, 275, 284, 400	122-0233.....	267, 344
0101-0946.....	47	113-3032.....	444	121-1524LTM.....	400, 457	122-0334UI.....	292, 416
0101-0947.....	47	113-3112.....	437	121-1544.....	400	122-0364UI.....	292, 416
0101-0948.....	48	113-3132.....	437	121-1544E.....	400	122-0712.....	349
0101-0954.....	48	113-3133.....	437	121-1722.....	339	122-0713.....	349
0101-0955.....	48	113-3133LTM.....	437, 458	121-1722LTM.....	339, 454	122-0713LTM.....	349, 454
0101-0956.....	48	113-3162.....	437	121-1723.....	339	122-0731.....	349
0101-0957.....	48	113-3432.....	426	121-2223.....	345	122-0732.....	126, 266, 268, 349
0101-1001.....	48	113-3432E.....	426	121-2323.....	342	122-0732E.....	349
0101-1472.....	47	113-3432LTM.....	426, 458	121-3822.....	306	122-0732LTM.....	349, 454
0101-1473.....	47	113-4302.....	434	121-3822UI.....	291	122-0733.....	274, 349
03396-61010.....	127	113-4312.....	434	121-4722.....	308	122-0733E.....	349
0515-0680.....	113, 115, 131	113-4332.....	283, 434	121-4722LTM.....	308, 454	122-0733LTM.....	349, 454
0515-0683.....	114	113-4362.....	278, 434	121-5012.....	329	122-0761.....	349
0515-2495.....	120, 133	113-5432.....	444	121-5012E.....	329	122-0762.....	349
0515-2712.....	128	113-6632.....	410	121-5012LTM.....	329, 455	122-0763.....	349
0515-2726.....	120, 133	113-6632LTM.....	410, 453	121-5013.....	329	122-0763E.....	349
0535-0071.....	157	115-2132.....	282, 442	121-5013LTM.....	329, 455	122-0766.....	349
05890-61525.....	50	115-2132LTM.....	442, 453	121-5022.....	329	122-1011.....	319
05890-80660.....	49	115-3113.....	437	121-5022E.....	329	122-1012.....	319
05921-21170.....	39-40	115-3133.....	437	121-5022LTM.....	329, 455	122-1012LTM.....	319, 453
05970-60045.....	182	115-3133LTM.....	437, 458	121-5023.....	329	122-1013.....	319
05971-20134.....	151, 154	115-3332.....	429	121-5023LTM.....	329, 455	122-1022.....	319
		115-3352.....	429	121-5042.....	329	122-1022LTM.....	319, 453

122-1022LTM	319, 453	122-1811	364	122-5032E	330	122-6832	269-270, 388
122-1031	319	122-1831	364	122-5032LTM	330, 456	122-7012	353
122-1032	319	122-1831LTM	364, 454	122-5033	272, 330	122-7012E	353
122-1032E	319	122-1932	337	122-5033E	330	122-7012LTM	353, 458
122-1032G	445	122-1962	337	122-5033LTM	330, 456	122-7013	272, 353
122-1032LTM	319, 453	122-2032	343	122-503E	330	122-7013LTM	353, 458
122-1033	267, 319	122-2032LTM	343, 455	122-503ELTM	330, 456	122-7031	353
122-1033E	319	122-2033	343	122-5052	330	122-7032	278, 353
122-1033LTM	319, 453	122-2033LTM	343, 455	122-5061	330	122-7032E	353
122-103E	319	122-2212	345	122-5062	330	122-7032LTM	353, 458
122-103ELTM	319, 453	122-2212LTM	345, 455	122-5063	330	122-7033	272, 276, 353
122-1052	319	122-2231	345	122-506E	330	122-7033E	353
122-1061	319	122-2232	345	122-5511	300	122-7033LTM	353, 458
122-1062	319	122-2232LTM	345, 455	122-5511LTM	300, 456	122-7061	353
122-1063	319	122-2312	342	122-5512	300	122-7062	353
122-106E	278, 319	122-2331	342	122-5512LTM	300, 456	122-7062E	353
122-10A6	369	122-2332	342	122-5512UI	267, 290	122-7063	353
122-10A6E	283, 369	122-2332E	342	122-5512UILTM	290, 457	122-7063E	353
122-10AE	319	122-2332LTM	342, 455	122-5513	300	122-7332	354
122-10G3	319	122-2361	342	122-5513UI	290	122-7332E	354
122-1111	362	122-2361E	342	122-5516	300	122-7332LTM	354, 458
122-1111E	362	122-2362	285, 342	122-5522	300	122-7333	354
122-1131	362	122-2362E	342	122-5522LTM	300, 456	122-7362	354
122-1131LTM	455	122-2461	396	122-5522UI	290	122-7363	354
122-1211	304	122-2462	396	122-5522UILTM	290, 457	122-7732	283-284, 386
122-1211LTM	304, 458	122-2912	312	122-5531	300	122-7732LTM	386, 454
122-1212	304	122-2912LTM	312, 455	122-5532	265, 267-268, 272-274, 300	122-96L2	390
122-1231	304	122-2932	283, 312	122-5532E	300	122-9732	276, 292, 392
122-1232	267, 269, 272, 282-285, 304	122-2932E	312	122-5532G	445	122-9736	292, 392
122-1232G	445	122-2932LTM	312, 455	122-5532LTM	300, 456	123-0112	295
122-1232LTM	304, 458	122-2962	312	122-5533	266, 268-271, 290	123-0112UI	289
122-1233	304	122-3212	358	122-5533UI	290	123-0131	295
122-1236	265, 304	122-3232	358	122-5533UIE	290	123-0132	295
122-1262	304	122-3232E	358	122-5533UILTM	290, 457	123-0132UI	289
122-1332	347	122-3232LTM	358, 457	122-5533	267, 273-274, 276, 300	123-0162	295
122-1332E	347	122-3233	358	122-5533E	300	123-0213	344
122-1333	267, 347	122-3262	358	122-5533G	445	123-0232	344
122-1334	265, 269, 272, 398	122-3262E	358	122-5533LTM	300, 456	123-0233	344
122-1334E	398	122-3263	358	122-5533UI	266, 274, 290	123-0334UI	292, 416
122-1334LTM	398, 457	122-3812	306	122-5533UILTM	290, 457	123-0364UI	292, 416
122-1334UI	265, 272, 291, 397	122-3812UI	291	122-5536	270, 300	123-0712	349
122-1362	347	122-3831	306	122-5536E	300	123-0712LTM	349, 454
122-1363	347	122-3832	265, 270, 274, 283-284, 306	122-5536G	445	123-0713	349
122-1363E	347	122-3832E	306	122-5536UI	290	123-0731	349
122-1364	265, 267, 269, 271, 284, 398	122-3832LTM	306, 455	122-5536UILTM	290, 457	123-0732	349
122-1364E	398	122-3832UI	271, 291	122-5552	300	123-0732E	349
122-1364UI	265, 267, 275, 291, 397	122-3862	306	122-5552UI	290	123-0733	349
122-1534	265, 269, 272, 400	122-4711	308	122-5561	300	123-0733E	349
122-1534LTM	400, 457	122-4711LTM	308, 454	122-5562	300	123-0753	349
122-1564	265, 267, 269, 271-272, 275, 284, 400	122-4712	308	122-5562E	300	123-0762	349
122-1564E	400	122-4712LTM	308, 454	122-5562G	445	123-0763	349
122-1712	339	122-4731	308	122-5562UI	270-271, 276, 290	123-0763E	349
122-1713	339	122-4732	270, 273, 308	122-5563	300	123-100ALTM	453
122-1713E	339	122-4732E	308	122-5563UI	290	123-1011	320
122-1731	339	122-4732LTM	308, 454	122-5631	394	123-1011LTM	320, 453
122-1731E	339	122-4762	308	122-5631G5	445	123-1012	320
122-1732	339	122-5002LTM	456	122-5632	394	123-1012LTM	320, 453
122-1732E	339	122-5011	330	122-5633	394	123-1013	320
122-1732LTM	339, 454	122-5012	283, 330	122-5661	394	123-1014	320
122-1733	339	122-5012LTM	330, 456	122-5711	363	123-1015	320
122-1762	339	122-5013	330	122-5711E	363	123-1015LTM	320, 453
122-1801	364	122-501E	330	122-5711LTM	363, 456	123-1022	283, 320
122-1801LTM	364, 454	122-5022	330	122-5731	363	123-1026	320
		122-5031	330	122-5731LTM	363, 456	123-1027	320
		122-5032	284, 330	122-6432	443	123-102F	320
				122-6462	443	123-1031	320

PART NUMBER INDEX

123-1032.....	320	123-1861.....	364	123-5512LTM.....	300, 456	123-BD01.....	378
123-1032LTM.....	320, 453	123-1932.....	337	123-5513.....	300	123-BD11.....	378
123-1033.....	282, 320	123-1933.....	337	123-5513LTM.....	300, 456	123-BD34.....	378
123-1033E.....	320	123-1933E.....	337	123-5526.....	300	124-0034.....	402
123-1033LTM.....	320, 453	123-1933LTM.....	337, 455	123-5531.....	300	124-1032.....	320
123-1034.....	320	123-2032.....	343	123-5532.....	270, 273, 300	124-1034.....	320
123-1035.....	320	123-2033.....	343	123-5532E.....	300	124-1334.....	280, 283, 398
123-1035LTM.....	320, 453	123-2232.....	345	123-5532UI.....	275, 290	124-1334LTM.....	398, 457
123-103B.....	320	123-2232E.....	345	123-5532UIE.....	290	124-1374.....	269, 398
123-103BLTM.....	320, 453	123-2332.....	342	123-5533.....	276, 300	124-1534.....	281, 400
123-103E.....	270, 274, 320	123-2332E.....	342	123-5533LTM.....	300, 456	124-1574.....	281, 400
123-103ELTM.....	320, 453	123-2362.....	342	123-5533UI.....	290	124-3232.....	282, 358
123-1052.....	320	123-2932.....	312	123-5536.....	270, 274, 300	124-5032.....	331
123-1055.....	320	123-3212.....	358	123-5536LTM.....	300, 456	124-5037.....	331
123-1056.....	320	123-3223.....	358	123-5536UI.....	290	124-7032.....	280, 282, 353
123-105C.....	320	123-3232.....	281, 358	123-5561.....	300	125-0212.....	279, 344
123-105F.....	320	123-3232E.....	358	123-5562.....	300	125-0232.....	344
123-1061.....	320	123-3232LTM.....	358, 457	123-5563.....	300	125-0232LTM.....	344, 455
123-1062.....	320	123-3233.....	358	123-5563UI.....	290	125-0334UI.....	292, 416
123-1062E.....	320	123-3233LTM.....	358, 457	123-5566.....	300	125-0712.....	349
123-1063.....	320	123-3234.....	358	123-5566UI.....	394	125-0712E.....	349
123-1063E.....	320	123-3234LTM.....	358, 457	123-5632.....	394	125-0712LTM.....	349, 454
123-1064.....	320	123-3253.....	358	123-5701.....	363	125-0731.....	349
123-1064E.....	320	123-3262.....	358	123-5701LTM.....	363, 456	125-0732.....	349
123-1065.....	320	123-3263.....	358	123-5711.....	363	125-0732E.....	349
123-1065E.....	320	123-3264.....	358	123-5711E.....	363	125-0732G.....	445
123-106B.....	320	123-3812.....	306	123-5731.....	363	125-0733.....	349
123-106BE.....	320	123-3832.....	273-274, 306	123-5731E.....	363	125-0737.....	349
123-106E.....	279, 320	123-3832E.....	306	123-6133.....	443	125-0762.....	349
123-106G.....	320	123-3832UI.....	266, 268, 270, 275, 291	123-6412.....	443	125-0762E.....	349
123-1102LTM.....	455	123-4712.....	308	123-6432.....	443	125-1002.....	321
123-1111.....	362	123-4732.....	270, 308	123-7012.....	353	125-1005.....	321
123-1111LTM.....	362, 455	123-4732LTM.....	308, 454	123-7012LTM.....	353, 458	125-1005LTM.....	321, 454
123-1131.....	362	123-5003LTM.....	456	123-7013.....	353	125-100B.....	321
123-1131E.....	362	123-500E.....	330	123-7013LTM.....	353, 458	125-1011.....	321
123-1232.....	304	123-500ELTM.....	330, 456	123-7031.....	353	125-1011E.....	321
123-1236.....	266, 268, 270, 273, 304	123-5011.....	330	123-7032.....	353	125-1011LTM.....	321, 454
123-1262.....	304	123-5011LTM.....	330, 456	123-7032E.....	353	125-1012.....	321
123-1332.....	347	123-5012.....	330	123-7032LTM.....	353, 458	125-1012E.....	321
123-1333.....	347	123-5012E.....	330	123-7033.....	353	125-1012LTM.....	321, 454
123-1334.....	398	123-5012LTM.....	330, 456	123-7033E.....	353	125-1014.....	321
123-1334E.....	398	123-5013.....	330	123-7033LTM.....	353, 458	125-1015.....	321
123-1334LTM.....	398, 457	123-5013E.....	330	123-7062.....	281, 353	125-1015LTM.....	321, 454
123-1334UI.....	291, 397	123-5013LTM.....	330, 456	123-7063.....	353	125-1017.....	321
123-1363.....	347	123-5022.....	330	123-7063E.....	353	125-101J.....	321
123-1364.....	398	123-5022LTM.....	330, 456	123-7312.....	354	125-101K.....	321
123-1364E.....	398	123-5026.....	330	123-7314.....	354	125-1025.....	321
123-1364UI.....	275, 291, 397	123-502D.....	330	123-7332.....	354	125-1025LTM.....	321, 454
123-1464.....	402	123-502F.....	330	123-7333.....	354	125-102J.....	321
123-1534.....	283, 400	123-5031.....	330	123-7334.....	354	125-1032.....	321
123-1564.....	400	123-5032.....	330	123-7334LTM.....	354, 458	125-1032LTM.....	321, 454
123-1632.....	284, 403	123-5032E.....	330	123-7354.....	354	125-1034.....	283, 321
123-1711.....	339	123-5032LTM.....	330, 456	123-7354E.....	354	125-1034E.....	321
123-1712.....	339	123-5033.....	282, 330	123-7362.....	354	125-1034LTM.....	321, 454
123-1713.....	339	123-5033E.....	330	123-7363.....	354	125-1035.....	278, 284-285, 321
123-1730.....	266, 282, 388	123-503B.....	330	123-7364.....	285, 354	125-1035E.....	321
123-1730LTM.....	388, 457	123-503BLTM.....	330, 456	123-7722.....	386	125-1035LTM.....	321, 454
123-1731.....	339	123-503E.....	330	123-7732.....	386	125-1037.....	321
123-1732.....	339	123-503ELTM.....	330, 456	123-8232.....	265-266, 268, 273, 275, 384	125-1039.....	321
123-1732E.....	339	123-5052.....	330	123-8336.....	265-266, 268, 273, 275, 384	125-103B.....	321
123-1732LTM.....	339, 454	123-5053.....	330	123-9134.....	414	125-103J.....	321
123-1733.....	339	123-5056.....	330	123-9134LTM.....	414, 457	125-103JLTM.....	321, 454
123-1733E.....	339	123-5062.....	330	123-9234.....	414	125-103K.....	321
123-1762.....	339	123-5063.....	330	123-9234E.....	414	125-103KE.....	321
123-1811.....	364	123-5511.....	300			125-103KLTM.....	321, 454
123-1831.....	364	123-5512.....	300			125-1055.....	321

125-1062.....	321	125-3237.....	358	127-0113.....	295	128-3812.....	306
125-1062E.....	321	125-3262.....	358	127-0122.....	295	128-3822.....	306
125-1064.....	321	125-32H2.....	358	127-0123.....	295	128-5012.....	330
125-1065.....	321	125-3832.....	306	127-0123LTM.....	295, 455	128-5022.....	330
125-1065E.....	321	125-3837.....	306	127-0722.....	349	128-5022LTM.....	330, 455
125-106J.....	321	125-5012.....	273, 331	127-0723.....	349	128-5052.....	330
125-106JE.....	321	125-5012E.....	331	127-100A.....	318	128-50H7.....	330
125-10B5.....	321	125-5012LTM.....	331, 456	127-100ALTM.....	318, 453	128-5512.....	300
125-10H5.....	321	125-5017.....	331	127-1012.....	318	128-5522.....	300
125-10HB.....	321	125-501J.....	331	127-1012E.....	318	128-5522LTM.....	300, 456
125-10HBE.....	321	125-501K.....	331	127-1013.....	318	128-5552.....	300
125-10HBLTM.....	321, 454	125-5025.....	331	127-1013E.....	318	128-7022.....	352
125-1131.....	362	125-5032.....	282, 331	127-1013LTM.....	318, 453	128-7032.....	352
125-1212.....	304	125-5032E.....	331	127-1022.....	318	128-7032LTM.....	352, 458
125-1232.....	304	125-5032LTM.....	331, 456	127-1022E.....	318	128-7052.....	352
125-1312.....	347	125-5034.....	331	127-1023.....	318	128-7323.....	354
125-1314.....	398	125-5035.....	331	127-1023LTM.....	318, 453	128-8522.....	415
125-1332.....	347	125-5035E.....	331	127-1043.....	318	12A-1015.....	319
125-1333.....	347	125-5035LTM.....	331, 456	127-1046.....	318	12A-1015LTM.....	319, 453
125-1333LTM.....	347, 454	125-5037.....	331	127-1046E.....	318	12A-5015.....	329
125-1334.....	279-280, 285, 398	125-503B.....	331	127-1712.....	339	12A-5015LTM.....	329, 455
125-1334E.....	398	125-503D.....	331	127-1712LTM.....	339, 454	1300502506.....	54
125-1334G5.....	445	125-503J.....	331	127-1713.....	339	14-3823-000.....	62
125-1334LTM.....	398, 457	125-503K.....	331	127-1722.....	339	14-6855-000.....	62
125-1334UI.....	291, 397	125-5062.....	331	127-2222.....	345	14-8911-003.....	63
125-1364.....	398	125-5065.....	331	127-3212.....	358	1400-0015.....	120, 133
125-1364E.....	398	125-5065E.....	331	127-3212LTM.....	358, 457	145-1001.....	285, 370, 417-418
125-1374.....	269, 398	125-50HB.....	331	127-32H2.....	358	145-1009.....	370, 417-418
125-1374E.....	398	125-5512.....	300	127-32H2LTM.....	358, 457	145-1011.....	283, 418
125-1374UI.....	291, 397	125-5532.....	300	127-5012.....	329	145-1032.....	418
125-14A4.....	402	125-5532LTM.....	300, 456	127-5012E.....	329	145-1334.....	419
125-1704.....	339	125-5537.....	300	127-5012LTM.....	329, 455	145-2814.....	417-418
125-1711.....	339	125-5537G.....	445	127-5013.....	329	145-7032.....	419
125-1712.....	339	125-553J.....	300	127-5013LTM.....	329, 455	1460-1160.....	113, 115, 131
125-1712LTM.....	339, 454	125-553JLTM.....	300, 456	127-501E.....	329	1460-1914.....	126
125-1713.....	339	125-6837.....	272-273, 275, 388	127-501ELTM.....	329, 455	1500334701.....	218, 220
125-1713LTM.....	339, 454	125-7012.....	353	127-501N.....	329	1535-4952.....	47, 52
125-1717.....	339	125-7012E.....	353	127-5022.....	329	1535-4954.....	47
125-1730.....	282, 388	125-7017.....	353	127-5023.....	329	160-1010-1.....	464
125-1731.....	339	125-7031.....	353	127-7012.....	352	160-1010-10.....	464
125-1732.....	339	125-7031LTM.....	353, 458	127-7012E.....	352	160-1010-5.....	464
125-1732E.....	339	125-7032.....	279-280, 353	127-7012LTM.....	352, 458	160-2200-10.....	468
125-1732LTM.....	339, 454	125-7032E.....	353	127-7013.....	352	160-2200-5.....	468
125-1733.....	339	125-7032LTM.....	353, 458	127-7013LTM.....	352, 458	160-2205-1.....	464
125-1737.....	339	125-7037.....	353	127-7022.....	352	160-2205-10.....	464
125-1762.....	339	125-7062.....	353	127-7022LTM.....	352, 458	160-2205-5.....	464
125-1912.....	337	125-7062E.....	353	127-7023.....	352	160-2250-10.....	468
125-1932.....	337	125-7312.....	354	127-7023E.....	352	160-2250-5.....	468
125-1932LTM.....	337, 455	125-7314.....	354	127-7023FF.....	353	160-2255-1.....	465
125-1937.....	337	125-7332.....	354	127-7023LTM.....	352, 458	160-2255-10.....	465
125-2032.....	343	125-7332E.....	354	128-0112.....	295	160-2255-30.....	465
125-2212.....	273, 345	125-7333.....	354	128-0122.....	295	160-2255-5.....	43, 53, 465
125-2232.....	345	125-7333LTM.....	354, 458	128-0122E.....	295	160-2320-10.....	468
125-2237.....	345	125-7334.....	354	128-0122LTM.....	295, 455	160-2320-5.....	468
125-2312.....	342	125-7334E.....	354	128-1012.....	319	160-2325-1.....	465
125-2332.....	342	125-7362.....	354	128-1012LTM.....	319, 453	160-2325-10.....	465
125-2814.....	279-280, 283, 370	125-7732.....	386	128-1022.....	319	160-2325-30.....	465
125-2814E.....	370	125-9134.....	414	128-1022LTM.....	319, 453	160-2325-5.....	43, 53, 465
125-2814LTM.....	370, 455	125-9134E.....	414	128-1034.....	319	160-2455-1.....	465
125-3212.....	358	125-9234.....	414	128-1052.....	319	160-2455-10.....	465
125-3217.....	358	126-1012.....	318	128-1056.....	284, 369	160-2455-5.....	53, 465
125-3217LTM.....	358, 457	126-1013.....	318	128-1222.....	304	160-2530-10.....	468
125-3231.....	358	126-7012.....	352	128-1314LTM.....	457	160-2530-5.....	468
125-3232.....	358	126-7013.....	352	128-1324.....	398	160-2535-1.....	465
125-3232E.....	358	127-0112.....	295	128-1324E.....	398	160-2535-10.....	465
125-3233.....	358	127-0112LTM.....	295, 455	128-1324LTM.....	398, 457	160-2535-30.....	465

PART NUMBER INDEX

160-2535-5.....	43, 53, 465	19091A-115.....	327	19091J-216E.....	333	19091N-216E.....	355
160-2610-10.....	468	19091B-002.....	328	19091J-231.....	333	19091N-231.....	272, 355
160-2610-5.....	468	19091B-005.....	328	19091J-233.....	272, 333	19091N-233.....	276, 355
160-2615-1.....	464	19091B-012.....	328	19091J-233LTM.....	333, 459	19091N-233E.....	355
160-2615-10.....	464	19091B-012E.....	328	19091J-236.....	333	19091N-236.....	355
160-2615-5.....	464	19091B-015.....	328	19091J-313.....	333	19091N-331.....	355
160-2625-1.....	43, 464	19091B-101.....	328	19091J-330.....	333	19091N-577.....	355
160-2625-10.....	43, 464	19091B-101LTM.....	328, 461	19091J-330LTM.....	333, 459	19091N-577E.....	355
160-2625-5.....	43, 464	19091B-102.....	328	19091J-333.....	333	19091N-577LTM.....	355, 460
160-2634-10.....	468	19091B-102E.....	328	19091J-411.....	333	19091P-K15.....	428
160-2634-5.....	468	19091B-102LTM.....	328, 461	19091J-411LTM.....	333, 459	19091P-K15E.....	428
160-2635-1.....	464	19091B-105.....	328	19091J-413.....	333	19091P-K15PT.....	421, 428
160-2635-10.....	464	19091B-105E.....	328	19091J-413E.....	333	19091P-K33.....	428
160-2635-5.....	464	19091B-112.....	328	19091J-413LTM.....	333, 459	19091P-K33LTM.....	428, 461
160-2644-10.....	468	19091B-112LTM.....	328, 461	19091J-416.....	333	19091P-M15.....	434
160-2644-5.....	468	19091B-115.....	328	19091J-431.....	333	19091P-M15E.....	434
160-2650-10.....	468	19091B-115E.....	328	19091J-431E.....	333	19091P-MS4.....	438
160-2650-5.....	468	19091F-102.....	359	19091J-433.....	333	19091P-MS4E.....	438
160-2655-1.....	464	19091F-102E.....	359	19091J-433E.....	333	19091P-MS7.....	438
160-2655-10.....	464	19091F-102LTM.....	359, 460	19091J-433LTM.....	333, 459	19091P-MS7LTM.....	438, 461
160-2655-5.....	464	19091F-105.....	359	19091J-436.....	333	19091P-MS8.....	438
160-2660-5.....	468	19091F-105E.....	359	19091J-436E.....	333	19091P-MS8LTM.....	438, 461
160-2815-5.....	465	19091F-112.....	359	19091J-577.....	332	19091P-Q03.....	425
160-2825-5.....	465	19091F-112E.....	359	19091J-577E.....	332	19091P-Q03LTM.....	425, 461
160-2845-10.....	465	19091F-112LTM.....	359, 460	19091J-577LTM.....	332, 459	19091P-Q03PT.....	421, 425
160-2845-5.....	465	19091F-115.....	359	19091L-101.....	340	19091P-Q04.....	425
160-2855-10.....	465	19091F-115E.....	359	19091L-113.....	340	19091P-Q04E.....	425
160-2855-5.....	465	19091F-413.....	359	19091L-113E.....	340	19091P-Q04LTM.....	425, 461
160-2865-10.....	465	19091F-433.....	359	19091L-133.....	340	19091P-Q04PT.....	421, 425
160-2865-5.....	465	19091F-433E.....	359	19091L-330.....	340	19091P-S12.....	432
160-4535-5.....	53, 469	19091F-433LTM.....	359, 460	19091L-330LTM.....	340, 459	19091P-S12LTM.....	432, 461
169-0013-HSP.....	55	19091G-113.....	338	19091L-333.....	340	19091P-S12PT.....	421, 432
18596-40015.....	51	19091G-131.....	338	19091L-413.....	340	19091P-S15.....	432
18710-20119.....	96, 119, 130, 135	19091G-131E.....	338	19091L-413E.....	340	19091P-S15E.....	432
18710-60170.....	105, 136	19091G-131LTM.....	338, 459	19091L-416.....	340	19091P-S15PT.....	421, 432
18711-60060.....	105, 136	19091G-133.....	338	19091L-431.....	340	19091P-S33.....	432
18713-60040.....	102, 132	19091G-213.....	338	19091L-431LTM.....	340, 459	19091P-U04.....	428
18713-60050.....	102, 132	19091G-B133.....	411	19091L-433.....	340	19091P-U04E.....	428
18740-20800.....	75, 139	19091G-B213.....	411	19091L-433LTM.....	340, 459	19091P-U04LTM.....	428, 461
18740-20880.....	67, 139	19091G-B233.....	411	19091N-013.....	355	19091R-303.....	401
18740-60830.....	74, 76, 138	19091G-B233E.....	411	19091N-013LTM.....	355, 460	19091R-306.....	267, 271, 275, 401
18740-60835.....	74, 76, 83, 85, 90-91, 137-138	19091J-002.....	332	19091N-030.....	355	19091R-316.....	401
18740-60840.....	31	19091J-005.....	332	19091N-030LTM.....	355, 460	19091R-319.....	401
18740-80190.....	31	19091J-012.....	333	19091N-033.....	355	19091S-001.....	282-283, 367
18740-80200.....	30	19091J-015.....	333	19091N-036.....	355	19091S-001E.....	367
18740-80220.....	30	19091J-101.....	332	19091N-102.....	355	19091S-010.....	388
18789-60060.....	120, 133	19091J-102.....	332	19091N-102LTM.....	355, 460	19091S-101.....	301
18789-80070.....	96, 130	19091J-102E.....	332	19091N-105.....	355	19091S-101LTM.....	301, 460
18900-21000.....	48	19091J-105.....	332	19091N-105E.....	355	19091S-102.....	301
18900-60640.....	124	19091J-105E.....	332	19091N-111.....	355	19091S-102E.....	301
19091-21050.....	468	19091J-108.....	332	19091N-113.....	282, 355	19091S-102LTM.....	301, 460
19091-60312.....	322	19091J-112.....	333	19091N-113E.....	355	19091S-105.....	301
19091-60620E.....	464	19091J-112E.....	333	19091N-116.....	278, 285, 355	19091S-111LTM.....	460
19091-63000.....	80	19091J-113.....	333	19091N-131.....	355	19091S-112.....	301
19091A-002.....	327	19091J-113E.....	333	19091N-131E.....	355	19091S-112E.....	301
19091A-005.....	327	19091J-113LTM.....	333, 459	19091N-133.....	355	19091S-113.....	270, 274, 301
19091A-008.....	327	19091J-115.....	333	19091N-133E.....	355	19091S-133.....	267, 270, 273-274, 276, 301
19091A-012.....	327	19091J-115E.....	333	19091N-133LTM.....	355, 460	19091S-133UI.....	271, 274, 290
19091A-015.....	327	19091J-202.....	332	19091N-136.....	278, 355	19091S-133UILTM.....	290, 460
19091A-101.....	327	19091J-205.....	332	19091N-136E.....	355	19091S-139.....	395
19091A-102.....	327	19091J-212.....	333	19091N-202.....	355	19091S-213.....	276, 282, 301
19091A-102E.....	327	19091J-213.....	333	19091N-205.....	355	19091S-213UI.....	290
19091A-105.....	327	19091J-213E.....	333	19091N-205E.....	355	19091S-213UILTM.....	290, 460
19091A-108.....	327	19091J-215.....	333	19091N-213.....	355	19091S-231.....	301
19091A-112.....	327	19091J-215E.....	333	19091N-213E.....	355	19091S-233.....	301
		19091J-216.....	333	19091N-216.....	281-282, 355		

19091S-233E.....	301	19091W-012LTM.....	361, 459	19095F-121LTM.....	359, 460	19095S-100.....	323
19091S-233UI.....	266, 290	19091W-015.....	361	19095F-123.....	359	19095S-100E.....	323
19091S-233UILTM.....	290, 460	19091W-015E.....	361	19095F-123E.....	359	19095S-200.....	369
19091S-313.....	301	19091W-102.....	361	19095F-123LTM.....	359, 460	19095S-205.....	369
19091S-331.....	301	19091W-105.....	361	19095J-023.....	333	19095V-420.....	416
19091S-331LTM.....	301, 460	19091Y-012.....	441	19095J-023E.....	333	19095V-420E.....	416
19091S-333.....	301	19091Y-012E.....	441	19095J-121.....	333	19095V-420LTM.....	416, 460
19091S-336.....	301	19091Y-015.....	441	19095J-121E.....	333	19095W-121.....	361
19091S-413.....	285, 301	19091Y-102.....	441	19095J-121LTM.....	333, 459	19095W-123.....	361
19091S-413E.....	301	19091Z-002.....	322	19095J-123.....	333	19095Z-020.....	279, 323
19091S-413LTM.....	301, 460	19091Z-002LTM.....	322, 459	19095J-123E.....	333	19095Z-021.....	279, 323
19091S-413UI.....	275, 290	19091Z-005.....	322	19095J-321.....	273, 333	19095Z-021E.....	323
19091S-413UILTM.....	290, 460	19091Z-008.....	322	19095J-323.....	333	19095Z-021LTM.....	323, 459
19091S-416.....	301	19091Z-012.....	323	19095J-323E.....	333	19095Z-023.....	323
19091S-431.....	301	19091Z-012LTM.....	323, 459	19095J-621.....	333	19095Z-023E.....	323
19091S-431LTM.....	301, 460	19091Z-015.....	323	19095J-623.....	285, 333	19095Z-023LTM.....	323, 459
19091S-431UI.....	267, 290	19091Z-102.....	322	19095J-623E.....	333	19095Z-121.....	323
19091S-431UILTM.....	290, 460	19091Z-102E.....	322	19095L-021.....	340	19095Z-121E.....	323
19091S-433.....	267, 283-284, 301	19091Z-105.....	322	19095L-021LTM.....	340, 459	19095Z-121LTM.....	323, 459
19091S-433E.....	301	19091Z-112.....	323	19095L-023.....	340	19095Z-123.....	323
19091S-433LTM.....	301, 460	19091Z-112E.....	323	19095L-023E.....	340	19095Z-123E.....	323
19091S-433UI.....	266, 268, 271, 290	19091Z-115.....	281, 285, 323	19095L-121.....	441	19095Z-123LTM.....	323, 459
19091S-433UIE.....	290	19091Z-115E.....	323	19095L-523.....	340	19095Z-220.....	323
19091S-433UILTM.....	290, 460	19091Z-202.....	322	19095N-121.....	355	19095Z-221.....	323
19091S-436.....	301	19091Z-202LTM.....	322, 459	19095N-123.....	355	19095Z-221E.....	323
19091S-436E.....	301	19091Z-205.....	322, 367	19095N-123E.....	355	19095Z-321.....	323
19091S-436UI.....	290	19091Z-205E.....	367	19095N-123LTM.....	355, 460	19095Z-323.....	323
19091S-577.....	301	19091Z-211.....	323	19095N-126.....	355	19095Z-323E.....	323
19091S-577LTM.....	301, 460	19091Z-212.....	323	19095P-K23.....	428	19095Z-421.....	323
19091S-577UI.....	266, 290	19091Z-213.....	323	19095P-K23LTM.....	428, 461	19095Z-423.....	323
19091S-577UILTM.....	290, 460	19091Z-213E.....	323	19095P-K23PT.....	278, 421, 428	19095Z-423E.....	323
19091S-602.....	296	19091Z-215.....	323	19095P-K25.....	428	19095Z-621.....	282, 323
19091S-602E.....	296	19091Z-216.....	323	19095P-K25E.....	428	19095Z-623.....	323
19091S-612.....	296	19091Z-216E.....	323	19095P-K25PT.....	285, 421, 428	19095Z-623E.....	323
19091S-612UI.....	289	19091Z-231.....	322	19095P-M23.....	434	19095Z-623LTM.....	323, 459
19091S-633.....	296	19091Z-233.....	322	19095P-M25.....	434	19095Z-626.....	285, 323
19091S-633LTM.....	296, 459	19091Z-233E.....	322	19095P-M25PT.....	421, 434	19095Z-627.....	283, 323
19091S-633UI.....	289	19091Z-236.....	284-285, 322	19095P-MS0.....	278, 438	1909BD-113.....	378
19091S-677.....	296	19091Z-236E.....	322	19095P-MS0E.....	438	19231-20910.....	98
19091S-677LTM.....	296, 459	19091Z-313.....	323	19095P-MS0LTM.....	438, 461	19231-20940.....	98
19091S-677UI.....	289	19091Z-313LTM.....	323, 459	19095P-MS5.....	438	19231-20980.....	98
19091S-713.....	280, 283, 296	19091Z-331.....	322	19095P-MS6.....	438	19231-21050.....	128
19091S-713LTM.....	296, 459	19091Z-333.....	322	19095P-MS6E.....	438	19231-21060.....	98
19091S-713UI.....	289	19091Z-411.....	323	19095P-MS9.....	278, 438	19231-60680.....	98
19091S-733.....	296	19091Z-413.....	323	19095P-Q03.....	425	19231-80520.....	99, 121, 129, 134
19091S-733E.....	296	19091Z-413E.....	323	19095P-Q03E.....	425	19231-80530.....	99, 121, 129, 134
19091S-733LTM.....	296, 459	19091Z-416.....	323	19095P-Q03LTM.....	425, 461	19233-20755.....	102, 132
19091S-733UI.....	289	19091Z-431.....	322	19095P-Q03PT.....	278, 282, 284, 421, 425	19234-60700.....	90, 99, 102, 129, 132, 137
19091S-833.....	296	19091Z-433.....	322	19095P-Q04.....	425	19234-60715.....	90, 99, 102, 129, 132, 137
19091S-833LTM.....	296, 459	19091Z-433E.....	322	19095P-Q04E.....	425	19234-60720.....	91, 121, 134
19091S-911.....	296	19091Z-436.....	322	19095P-Q04LTM.....	425, 461	19243-00070.....	75, 139
19091S-911UI.....	289	19091Z-513.....	323	19095P-Q04PT.....	283-284, 421, 425	19243-80530.....	90-91, 137
19091S-913.....	296	19091Z-513E.....	323	19095P-S21.....	432	19243-80540.....	90-91, 137
19091S-913E.....	296	19091Z-530.....	283, 322, 367	19095P-S23.....	432	19243-80570.....	90-91, 137
19091S-913UI.....	289	19091Z-530E.....	322, 367	19095P-S23PT.....	278, 421, 432	19244-80540.....	90-91, 137
19091S-916.....	296	19091Z-577.....	322	19095P-S25.....	432	19244-80560.....	96, 119, 130, 135
19091S-931.....	296	19091Z-577E.....	322	19095P-S25E.....	432	19244-80610.....	99, 121, 129, 134
19091S-931UI.....	289	19091Z-613.....	284, 323	19095P-S25PT.....	281, 421, 432	19244-80620.....	96, 119, 130, 135
19091S-933.....	296	19091Z-613LTM.....	323, 459	19095P-U03.....	428	19245-20510.....	80
19091S-933E.....	296	19091Z-713.....	323	19095P-U03E.....	428	19245-20515.....	80
19091S-933LTM.....	296, 459	19091Z-713E.....	323	19095P-U04.....	428	19245-20525.....	80
19091S-933UI.....	289	19091Z-713LTM.....	323, 459	19095P-U04E.....	428	19245-20580.....	80
19091S-936.....	296	19091Z-716.....	323	19095P-U04LTM.....	428, 461	19245-20780.....	80
19091S-936E.....	296	19095F-120.....	359	19095P-U04PT.....	284, 421, 428	19245-40050.....	80
19091W-012.....	361	19095F-120E.....	359	19095R-420.....	401		
19091W-012E.....	361	19095F-121.....	359	19095R-429.....	401		

PART NUMBER INDEX

19245-60760.....	80	222-4712LTM.....	463	390607400.....	220	393050492.....	180
19245-80521.....	80	222-4732LTM.....	463	390607401.....	220	393050493.....	180
19251-60540.....	29	222-5512LTM.....	462	390607900.....	220	393053501.....	180
19251-80680.....	126	222-5512UILTM.....	462	390812700.....	216-217	393053502.....	179-180
19256-00090.....	114	222-5532LTM.....	462	390820601.....	213-217	393060191.....	180
19256-00200.....	114	222-5532UILTM.....	462	390842300.....	213-217	393065201.....	182
19256-00320.....	114	222-5711LTM.....	462	391821100.....	215	393082491.....	179
19256-20690.....	113, 115, 131	222-5731LTM.....	462	391866306.....	215	393101291.....	179
19256-20705.....	113, 131	222-7013LTM.....	463	391866308.....	213	393112601.....	179
19256-20900.....	114	222-7033LTM.....	463	391867600.....	214	393112702.....	179
19256-20910.....	113-115, 131	2302533140.....	54	392017401.....	179	393113001.....	179
19256-21140.....	113, 131	2307230001.....	54	392027300.....	179-180	393161001.....	179
19256-21150.....	113, 131	2307232901.....	54	392030500.....	179-180	393164493.....	179
19256-60510.....	114	232-2790010-EHS.....	55	392035300.....	179-180	393167593.....	179
19256-60700.....	113, 131	232-2790012-EHS.....	55	392043700.....	180	393171201.....	179
19256-60750.....	115	2321700003.....	54-55	392047100.....	180	393175101.....	179
19256-60800.....	113, 131	2321700004.....	54-55	392511901.....	219-220	393706201.....	146, 174
19256-80000.....	114	2322590004.....	54-55	392512800.....	220	393847701.....	179
19256-80010.....	113-115, 131	2322590005.....	54-55	392513800.....	219	394958700.....	218
19256-80640.....	113, 115, 131	2322700011.....	54	392514300.....	219-220	394966601.....	214-215
19258-20830.....	55	2710100200.....	179	392514500.....	219-220	410105017.....	54
19258-20870.....	55	2710100400.....	179	392515101.....	219	4177-0607.....	53
19298-60500.....	124	2710100500.....	179	392515102.....	219	430-1020.....	126
19301-60660.....	128	2722990700.....	180	392515103.....	219	450-1000.....	86, 90, 137
19320-80625.....	80	2735000500.....	179	392515104.....	219	480-0003.....	86, 90, 137
19325-60660.....	48	2740236100.....	220	392515105.....	219	500-2114.....	37
19354-60510.....	124	2740292400.....	219	392515500.....	219-220	500-2118.....	37
200-0010.....	482	2740928202.....	220	392517100.....	219	5020-8292.....	40
200-0032.....	482	29091N-133LTM.....	463	392517600.....	219	5020-8293.....	40
200-0070.....	482	29091N-577LTM.....	463	392517700.....	219	5020-8294.....	40
200-0110.....	482	29091R-303LTM.....	463	392517800.....	219	5021-7107.....	127
200-0113.....	482	29091S-431UILTM.....	462	392517901.....	219	5021-7133.....	45
200-0185.....	482	29091S-433LTM.....	463	392519200.....	219	5021-7134.....	45
200-0310.....	482	29091S-433UILTM.....	462	392543101.....	217	5021-7136.....	45
200-0370.....	482	29091S-577UILTM.....	462	392544001.....	214	5021-7137.....	45
200187500.....	218	29091S-677LTM.....	462	392544011.....	214	5021-7146.....	45
200187600.....	220	29091S-833LTM.....	462	392544391.....	219	5021-7148.....	45
200193800.....	218, 220	29091S-931LTM.....	462	392548201.....	217	5021-7164.....	45
210-3003.....	30	301-011-HSP.....	55	392548301.....	216	5021-7166.....	45
210-3003-5.....	30	301-015-HSP.....	55	392560591.....	218	5021-7168.....	45
210-4004-5.....	29	301-016-HSP.....	55	392561290.....	218	5021-7169.....	45
210-4022-5.....	29	301-017-HSP.....	55	392567111.....	179	5021-7170.....	45
2100003100.....	220	301-152-HSP.....	55	392585291.....	218	5040-4667.....	61
2100003200.....	218, 220	301-169-HSP.....	55	392585292.....	218	5040-4668.....	61
221-0122LTM.....	462	301-170-HSP.....	55	392595501.....	216-217	5040-4669.....	61
221-1324LTM.....	463	301-205-HSP.....	55	392597101.....	213	5040-4671.....	61
221-1524LTM.....	463	301-211-HSP.....	55	392597301.....	213	5060-9086.....	124
221-3822LTM.....	463	301-212-HSP.....	55	392597302.....	213	5061-5869.....	75, 139
221-4722LTM.....	463	3050-0891.....	154-155, 157	392597303.....	213	5061-5886.....	114
221-5522LTM.....	462	3050-1246.....	98	392597501.....	213	5061-5890.....	114
221-5522UILTM.....	462	3050-1301.....	154-155, 157	392599401.....	213	5061-5896.....	146, 174
221-6822LTM.....	463	3050-1374.....	157	392599411.....	213	5062-3506.....	37-38, 148, 172
222-0112LTM.....	462	3050-1375.....	154-155, 159	392599501.....	213	5062-3507.....	37, 172
222-0132LTM.....	462	3150-0602.....	84	392609901.....	23	5062-3508.....	37-38, 148
222-0732LTM.....	463	321-002-HSP.....	55	392609902.....	22	5062-3511.....	37
222-1032LTM.....	462	321-055-HSP.....	55	392609903.....	23	5062-3512.....	37
222-1111LTM.....	462	321-056-HSP.....	55	393001991.....	180	5062-3513.....	37
222-1131LTM.....	462	321-057-HSP.....	55	393010918.....	179	5062-3514.....	37-39, 148
222-1334LTM.....	463	325-062-HSP.....	55	393010920.....	179	5062-3515.....	37
222-1534LTM.....	463	325-132-HSP.....	55	393010924.....	179	5062-3516.....	37
222-2912LTM.....	463	325-185-HSP.....	55	393011391.....	180	5062-3519.....	47
222-2932LTM.....	463	35900-60670.....	127	393031501.....	180	5062-3525.....	45, 84, 86
222-3212LTM.....	463	35900-60800.....	127	393050292.....	180	5062-3538.....	37, 115
222-3232LTM.....	463	35900-60920.....	127	393050293.....	180	5062-3580.....	40
222-3812LTM.....	463	3600500001.....	55	393050392.....	180	5062-3581.....	40
222-3832LTM.....	463	3600500002.....	55	393050393.....	180	5062-3587.....	30

5062-9508.....	47	5181-7460.....	47	5182-9747.....	84-86	5183-4757.....	18, 74, 76,
5062-9509.....	47	5181-8806.....	190	5182-9748.....	84-85, 87	90-91, 137-138	
5062-9510.....	47	5181-8808.....	190	5182-9749.....	84-85	5183-4757-100.....	18, 74, 76, 138
5062-9511.....	47	5181-8809.....	190	5182-9754.....	83, 86	5183-4758.....	18, 80
5067-0226.....	56	5181-8810.....	189	5182-9756.....	83, 86	5183-4759.....	19, 85, 90, 137
5067-0227.....	56	5181-8811.....	190	5182-9757.....	84, 87	5183-4759-100.....	19, 85
5067-0234.....	58	5181-8813.....	190	5182-9758.....	84, 87	5183-4760.....	19, 80
5080-5400.....	86, 90, 137, 146, 174	5181-8815.....	22, 74, 76, 90	5182-9759.....	84, 87	5183-4761.....	19, 74, 76, 85,
5080-8716.....	124	5181-8816.....	22, 74, 76	5182-9760.....	84-85, 87	90, 137-138	
5080-8728-100.....	21	5181-8818.....	30	5182-9761.....	83, 86	5183-4761-100.....	19, 74, 76, 85, 138
5080-8728-50.....	21	5181-8830.....	39-40, 91, 99, 105,	5182-9762.....	83, 86	5183-4762.....	19, 80
5080-8732.....	90-91, 137	121, 129, 132, 134, 137		5182-9763.....	83, 86	5188-1181.....	169
5080-8750.....	91, 99, 127, 129, 137	5181-8833.....	22	5182-9768.....	83, 86	5188-1447.....	63
5080-8751.....	91, 99, 129, 134	5181-8836.....	53, 126	5182-9769.....	83, 86	5188-1448.....	63
5080-8752.....	121, 134	5181-8839.....	22	5182-9770.....	83, 86	5188-2717.....	68, 138
5080-8753.....	121, 134	5181-8863.....	146	5182-9775.....	84, 87	5188-2753.....	59
5080-8755.....	124	5181-8866.....	191	5182-9799.....	191	5188-2759.....	59
5080-8756.....	124	5182-0551.....	50	5183-0314.....	189	5188-5241.....	75, 139
5080-8759.....	124	5182-0773.....	63	5183-0316.....	190	5188-5245.....	113, 115, 131
5080-8761.....	124	5182-0774.....	63	5183-0318.....	87, 190	5188-5246.....	190
5080-8768.....	124	5182-0775.....	63	5183-2007.....	116, 120, 133	5188-5247.....	190
5080-8769.....	124	5182-0781.....	63	5183-2036.....	32, 85, 87	5188-5311.....	33
5080-8773.....	105	5182-0783.....	63	5183-2037.....	32, 87	5188-5312.....	40
5080-8774.....	90-91, 99, 102, 105, 121,	5182-0794.....	62	5183-2038.....	32, 87	5188-5313.....	32, 85, 87
129, 132, 134, 136-137		5182-0795.....	62	5183-2042.....	189	5188-5314.....	40
5080-8853.....	37, 105	5182-0796.....	62	5183-2058.....	87, 190	5188-5315.....	40-41
5080-8858.....	482	5182-0830.....	190	5183-4474.....	56	5188-5316.....	124
5080-8894-100.....	21	5182-0831.....	80, 191	5183-4475.....	56	5188-5317.....	124
5080-8896-50.....	21, 90	5182-0832.....	189, 191	5183-4477.....	58	5188-5347.....	172, 182
5080-8898.....	90-91, 137	5182-0833.....	80, 191	5183-4478.....	58	5188-5348.....	172, 182
5180-4103.....	99, 105-106,	5182-0834.....	190	5183-4479.....	58	5188-5356.....	32, 85, 87
129, 136-137		5182-0835.....	189	5183-4480.....	58	5188-5357.....	172, 182
5180-4105.....	90-91, 99, 102, 105, 121,	5182-0836.....	80, 191	5183-4641.....	127	5188-5365.....	33, 74, 76, 138, 163, 176
129, 132, 134, 136-137		5182-0837.....	56	5183-4642.....	127	5188-5366.....	33, 68, 138
5180-4124.....	136	5182-0838.....	56	5183-4644.....	127	5188-5367.....	67, 75, 139
5180-4150.....	128	5182-0839.....	58	5183-4645.....	127	5188-5370.....	190
5180-4152.....	128	5182-0840.....	58	5183-4647.....	28-30	5188-5371.....	190
5180-4165.....	98, 128	5182-0844.....	62	5183-4691.....	29	5188-5372.....	128
5180-4168.....	33, 74, 76, 138	5182-0845.....	62	5183-4692.....	29	5188-5379.....	482
5180-4173.....	33, 74, 76, 138	5182-0846.....	62	5183-4693.....	30	5188-5392.....	59
5180-4196.....	127	5182-0847.....	62	5183-4694.....	30	5188-5953.....	113, 115, 131
5181-1260.....	21, 80	5182-0848.....	62	5183-4695.....	30	5188-6471.....	31
5181-1261.....	21	5182-0849.....	62	5183-4696.....	30	5188-6493.....	74, 138
5181-1267.....	189	5182-0850.....	62	5183-4697.....	31	5188-6495.....	140
5181-1273.....	189	5182-0851.....	62	5183-4698.....	31	5188-6496.....	74, 138
5181-1291.....	48-49	5182-0852.....	62	5183-4699.....	31	5188-6497.....	74, 138
5181-1292.....	48-49	5182-0853.....	22	5183-4700.....	31	5188-6498.....	90-91, 137
5181-3308.....	37, 40, 172	5182-0875.....	190	5183-4701.....	28-31	5188-6537.....	59
5181-3315.....	30	5182-3442.....	22, 74, 76	5183-4702.....	28-31	5188-6538.....	59
5181-3316.....	30	5182-3444.....	22, 74, 76, 83, 85, 90-91	5183-4703.....	30	5188-8813.....	63
5181-3316i.....	30	5182-3445.....	22, 74, 76, 83, 85, 90-91	5183-4704.....	30	5188-8814.....	63
5181-3319.....	189	5182-3466.....	147	5183-4705.....	30	5188-8815.....	63
5181-3321.....	189	5182-3477.....	106, 136	5183-4706.....	30	5188-8816.....	63
5181-3322.....	37	5182-9622.....	191	5183-4707.....	30	5188-8817.....	63
5181-3323.....	37-39, 148, 172	5182-9626.....	191	5183-4708.....	30	5188-8818.....	63
5181-3351.....	440	5182-9633.....	80	5183-4709.....	30	5188-8819.....	63
5181-3352.....	440	5182-9645.....	80	5183-4710.....	30	5188-8820.....	63
5181-3354.....	189	5182-9651.....	87	5183-4711.....	29	5188-8821.....	63
5181-3356.....	189	5182-9652.....	67, 75, 139	5183-4712.....	29	5188-8822.....	63
5181-3358.....	189-190	5182-9673.....	106, 136	5183-4713.....	29	5190-0468.....	181
5181-3360.....	189	5182-9676.....	106, 136	5183-4728.....	190	5190-0471.....	181
5181-3361.....	189	5182-9677.....	106, 136	5183-4729.....	190	5190-0472.....	181
5181-3365.....	189	5182-9679.....	106, 136	5183-4730.....	190	5190-0473.....	181
5181-3382.....	90-91, 137	5182-9722.....	120, 133	5183-4731.....	190	5190-0490.....	181
5181-3388.....	40	5182-9733.....	52, 54-55	5183-4732.....	40, 105	5190-0491.....	181
5181-7459.....	47	5182-9734.....	191	5183-4741.....	64	5190-0492.....	181

PART NUMBER INDEX

5190-0493.....	181	5190-3193.....	190	8001-0159.....	227-229	8003-0106.....	221
5190-0494.....	181	5190-3976.....	64	8001-0160.....	227-229	8003-0107.....	221
5190-0513.....	181	5190-3978.....	64	8001-0162.....	228	8003-0108.....	222
5190-0531.....	177	5190-3983.....	28	8001-0163.....	228	8003-0109.....	222
5190-0585.....	172	5190-4006.....	28, 31	8001-0201.....	230	8003-0110.....	221
5190-1407.....	378	5190-4007.....	28	8001-0202.....	230	8003-0111.....	221
5190-1408.....	378	5190-4047.....	28, 31	8001-0203.....	230	8003-0151.....	221
5190-1409.....	378	5190-4048.....	28, 31	8001-0211.....	231	8003-0153.....	221
5190-1410.....	378	5190-4054.....	37, 40	8001-0212.....	231	8003-0154.....	222
5190-1426.....	32, 85, 87	5190-4061.....	60	8001-0213.....	231	8003-0155.....	222
5190-1437.....	53	5190-4062.....	60	8001-0214.....	231	8003-0157.....	221
5190-1438.....	53	5190-4063.....	60	8001-0221.....	231	8003-0158.....	221
5190-1441.....	181	5190-4064.....	60	8001-0222.....	231	8003-0159.....	221
5190-1445.....	63	5190-4065.....	60	8001-0223.....	231	8003-0160.....	221
5190-1446.....	63	5190-4066.....	60	8001-0224.....	231	8003-0162.....	221
5190-2209.....	16, 67, 75, 139	5190-4067.....	60	8001-0311.....	232	8003-0163.....	222
5190-2231.....	63	5190-5233.....	38, 40, 148, 172	8001-0312.....	232	8003-0165.....	221
5190-2232.....	63	5190-6144.....	67, 75	8002-0001.....	236	8003-0166.....	221
5190-2233.....	63	5190-6145.....	67, 75	8002-0002.....	236	8003-0202.....	222
5190-2234.....	63	5190-6149.....	16, 67	8002-0003.....	236	8003-0203.....	222
5190-2235.....	63	5190-6168.....	28, 53	8002-0004.....	236, 239	8003-0204.....	222
5190-2238.....	56	5190-6194.....	39-40, 91	8002-0005.....	236, 239	8003-0205.....	222
5190-2239.....	56	5190-6979.....	44	8002-0101.....	234	8003-0211.....	224
5190-2257.....	58	5190-6980.....	44	8002-0102.....	234	8003-0212.....	224
5190-2258.....	58	5190-6981.....	47	8002-0103.....	234	8003-0216.....	223
5190-2265.....	54	5190-6982.....	47	8002-0104.....	234	8003-0219.....	224
5190-2266.....	54	5958-9441.....	51	8002-0105.....	234	8003-0221.....	224
5190-2268.....	16, 33, 68, 138	5958-9442.....	51	8002-0106.....	234	8003-0222.....	224
5190-2269.....	16, 33	5958-9443.....	51	8002-0107.....	234	8003-0223.....	224
5190-2270.....	16, 30	5958-9444.....	51	8002-0151.....	234	8003-0311.....	224
5190-2271.....	16, 30	5958-9445.....	51	8002-0152.....	234	8004-0001.....	210
5190-2272.....	16, 30	5958-9450.....	51	8002-0153.....	234	8004-0002.....	210
5190-2275.....	16, 29	5982-0024.....	181	8002-0154.....	234	8004-0003.....	210
5190-2285.....	56	5982-0025.....	181	8002-0155.....	234	8004-0004.....	210
5190-2286.....	56	6040-0289.....	173-174	8002-0156.....	234	8004-0005.....	210
5190-2287.....	56	6040-0798.....	170	8002-0157.....	234	8004-0006.....	210
5190-2288.....	56	6040-0809.....	170	8002-0159.....	234	8004-0007.....	210
5190-2292.....	28	6040-0834.....	170	8002-0160.....	234	8004-0101.....	206
5190-2293.....	28	6040-1361.....	170	8002-0161.....	234	8004-0102.....	206
5190-2294.....	28	621-9723.....	292, 392	8002-0201.....	235	8004-0103.....	206
5190-2295.....	28	622-9732.....	292, 392	8002-0203.....	235	8004-0104.....	206
5190-2296.....	31	6410090050.....	54	8002-0204.....	235	8004-0105.....	206
5190-2297.....	28, 31	7200008400.....	213-217	8002-0211.....	235	8004-0106.....	206
5190-3151.....	62	8001-0004.....	232	8002-0212.....	235	8004-0107.....	206
5190-3152.....	62	8001-0005.....	232	8002-0213.....	235	8004-0108.....	207
5190-3153.....	62	8001-0006.....	232	8002-0214.....	235	8004-0109.....	207
5190-3154.....	62	8001-0007.....	232	8002-0215.....	235	8004-0110.....	207
5190-3157.....	16, 18	8001-0010.....	232	8002-0216.....	235	8004-0111.....	208
5190-3158.....	16, 19	8001-0011.....	232	8002-0217.....	235	8004-0112.....	207
5190-3162.....	28	8001-0012.....	232	8002-0220.....	235	8004-0113.....	206
5190-3163.....	28	8001-0013.....	232	8002-0221.....	235	8004-0114.....	206
5190-3164.....	28	8001-0014.....	232	8002-0222.....	235	8004-0116.....	206
5190-3165.....	28	8001-0101.....	227-229	8002-0311.....	236	8004-0118.....	207
5190-3166.....	28	8001-0102.....	227, 229	8002-0312.....	236	8004-0119.....	206
5190-3167.....	28	8001-0103.....	227-229	8003-0001.....	225	8004-0151.....	206
5190-3168.....	28	8001-0104.....	228	8003-0002.....	225	8004-0152.....	206
5190-3169.....	28	8001-0105.....	230	8003-0003.....	225	8004-0153.....	206
5190-3170.....	16, 28	8001-0106.....	227-228	8003-0004.....	225	8004-0154.....	206
5190-3171.....	16, 28	8001-0151.....	227-229	8003-0005.....	225	8004-0155.....	206
5190-3172.....	16, 28	8001-0152.....	227, 229	8003-0006.....	225	8004-0156.....	206
5190-3173.....	16, 28	8001-0153.....	227-229	8003-0007.....	225	8004-0157.....	206
5190-3188.....	60	8001-0154.....	228	8003-0008.....	225	8004-0158.....	206
5190-3189.....	60	8001-0155.....	230	8003-0101.....	221	8004-0159.....	207
5190-3190.....	60	8001-0156.....	227-228	8003-0103.....	221	8004-0160.....	207
5190-3191.....	60	8001-0157.....	227-229	8003-0104.....	222	8004-0161.....	207
5190-3192.....	60	8001-0158.....	227-229	8003-0105.....	221	8004-0162.....	207, 215

8004-0163.....	208	8010-0244.....	204, 238	8121-0723.....	127	CP1308.....	474
8004-0164.....	207, 214	8010-0245.....	204, 238	8121-0940.....	127	CP1309.....	476
8004-0165.....	206, 213	8010-0246.....	204, 238	8121-1222.....	127	CP1483.....	475
8004-0167.....	207, 215	8010-0249.....	205, 212, 238	8121-1301.....	127	CP17973.....	147, 164
8004-0168.....	208, 216	8010-0250.....	205, 212, 238	8121-1787.....	127	CP17977.....	147
8004-0170.....	206	8010-0251.....	205, 212, 238	8500-0656.....	146, 177, 182	CP17988.....	147, 164
8004-0171.....	207	8010-0252.....	205, 212, 238	8500-1233.....	146	CP2045.....	475
8004-0173.....	206	8010-0253.....	205, 212, 238	8500-5440.....	172, 182	CP2046.....	475
8004-0176.....	207	8010-0254.....	205, 212, 238	8500-5808.....	182	CP2050.....	479
8004-0178.....	206	8010-0255.....	205, 212, 226, 238	8500-5851.....	182	CP2055.....	474
8004-0201.....	208, 211, 213, 226, 233, 237	8010-0256.....	205, 212, 226, 238	8500-5995.....	182	CP2058.....	472
8004-0202.....	208, 213	8010-0257.....	205, 212, 238	8500-6812.....	482	CP2059.....	476
8004-0203.....	208	8010-0258.....	205, 212, 238	8500-6813.....	482	CP2062.....	473
8004-0204.....	208, 214	8010-0259.....	205, 238	8500-8510.....	163, 176	CP2065.....	475
8004-0211.....	209	8010-0260.....	205, 238	8500-8510.....	182	CP2068.....	473
8004-0212.....	209	8010-0261.....	205, 238	8650-0029.....	146, 174	CP2073.....	478
8004-0213.....	209	8010-0262.....	205, 238	8650-0030.....	146, 172, 174	CP4016.....	440
8004-0214.....	209	8010-0263.....	205, 233	8710-0510.....	40, 147, 172	CP4017.....	440
8004-0215.....	209	8010-0264.....	205, 233	8710-0899.....	147	CP4018.....	440
8004-0216.....	209	8010-0301.....	209, 223	8710-0900.....	147	CP4788.....	440
8004-0217.....	210, 215-217	8010-0302.....	209, 223	8710-1220.....	147	CP4789.....	440
8004-0218.....	209	8010-0303.....	209, 223	8710-1346.....	74, 138	CP4795.....	440
8004-0219.....	209	8010-0304.....	209, 223	8710-1561.....	120, 133	CP4796.....	440
8004-0311.....	210, 213-217	8010-0305.....	210, 215-217, 224	8710-1615.....	147	CP5881.....	297
8004-0312.....	210, 215	8010-0306.....	209, 223	8710-1622.....	147	CP5882.....	309
8010-0201.....	203, 211, 213, 237	8010-0307.....	209, 223	8829951700.....	170, 179	CP5883.....	309
8010-0202.....	203, 211, 237	8010-0308.....	209, 223	8829953800.....	179	CP5884.....	309
8010-0203.....	203, 211, 216-217, 237	8010-0309.....	209, 223	9300003590.....	179	CP5887.....	307
8010-0204.....	203, 211, 237	8010-0310.....	223, 231, 235	9301-0658.....	80	CP5889.....	307
8010-0205.....	203, 211, 237	8010-0311.....	223, 231, 235	9301-0713.....	23, 87, 190	CP5891.....	311
8010-0206.....	203, 211, 237	8010-0312.....	223, 231	9301-0714.....	190	CP5892.....	311
8010-0207.....	203, 211, 226, 237	8010-0313.....	223, 231	9301-0718.....	58	CP6172.....	406
8010-0208.....	203, 211, 226, 237	8010-0314.....	224, 231	9301-0719.....	58	CP6173.....	406
8010-0209.....	203, 211, 214-215, 237	8010-0315.....	224, 231	9301-0721.....	58	CP6174.....	406
8010-0210.....	203, 211, 237	8010-0351.....	239	9301-0723.....	50	CP6175.....	406
8010-0211.....	203, 237-238	8010-0352.....	239	9301-0725.....	190	CP6530.....	379
8010-0212.....	203, 237-238	8010-0353.....	236	9301-0891.....	190	CP6540.....	372, 417-418
8010-0213.....	203, 237	8010-0354.....	236	9301-0892.....	23, 87, 190	CP6550.....	372, 417-418
8010-0214.....	203, 237	8010-0355.....	236, 239	9301-0976.....	58	CP6571.....	469
8010-0215.....	203, 233	8010-0356.....	239	9301-1031.....	50	CP6572.....	469
8010-0216.....	203, 233	8010-0357.....	239	9310-4828.....	146, 174	CP6573.....	469
8010-0217.....	202, 211-213, 237	8010-0358.....	239	998-0000053-EHS.....	55	CP6574.....	469
8010-0218.....	202-205, 211, 226, 233, 237-238	8010-0359.....	239	C-102SSC.....	66	CP6575.....	469
8010-0219.....	202, 211, 216-217, 237	8010-0360.....	239	C-AT010C.....	66	CP6576.....	469
8010-0220.....	202, 211, 237	8010-0361.....	239	C-B010M.....	66	CP6577.....	469
8010-0221.....	202, 211, 237	8010-0362.....	239	C-BIO10.....	66	CP6578.....	469
8010-0222.....	202, 211, 237	8010-0363.....	239	C-BTX1UG.....	66	CP6579.....	469
8010-0223.....	202, 211, 226, 237	8010-0364.....	239	C-CF020.....	66	CP6580.....	469
8010-0224.....	202, 211, 226, 237	8010-0365.....	239	C-CPLOK.....	66	CP6581.....	469
8010-0225.....	202, 211, 214-215, 237	8010-0366.....	239	C-DF010.....	66	CP6666.....	326, 418
8010-0226.....	202, 211, 237	8010-0367.....	236, 239	C-G1CM10.....	66	CP6670.....	326, 418
8010-0227.....	202, 237	8010-0368.....	236	C-GAT010C.....	66	CP6671.....	326, 418
8010-0228.....	202, 237	8010-0371.....	239	C-GT010.....	66	CP6680.....	335, 419
8010-0229.....	202, 237	8010-0401.....	222, 235	C-HY010C.....	66	CP6681.....	419
8010-0230.....	202, 237	8120-5342.....	127	C-PL010.....	66	CP67569.....	418
8010-0231.....	202, 233	8120-6360.....	127	C-TBE10.....	66	CP68186.....	467
8010-0232.....	202, 233	8120-6894.....	127	C-TBP1C1C.....	66	CP68187.....	467
8010-0233.....	204, 212-213, 238	8120-6903.....	127	C-TBP1CXC.....	66	CP6918.....	419, 431
8010-0234.....	204, 212, 238	8120-8619.....	127	C-TBP1TC.....	66	CP6937.....	419, 439
8010-0239.....	204, 212, 226, 238	8120-8620.....	127	C-TNXTA.....	66	CP6938.....	419, 439
8010-0240.....	204, 212, 226, 238	8120-8621.....	127	C-UN010C.....	66	CP6938I5.....	419, 439
8010-0241.....	204, 212, 214-215, 238	8120-8622.....	127	CP0031.....	483	CP6953.....	419, 424
8010-0242.....	204, 212, 238	8121-0070.....	127	CP108194.....	467	CP6954.....	419, 424
8010-0243.....	204, 238	8121-0161.....	127	CP1305.....	474	CP6968.....	419, 431
		8121-0675.....	127	CP1306.....	475	CP7128.....	357
		8121-0710.....	127	CP1307.....	473	CP7130.....	418

PART NUMBER INDEX

CP7135	326, 418	CP7440	391, 419	CP7529	283, 375	CP7584PT	421, 427
CP7140	326, 418	CP7441	324	CP7530	368	CP7586	431
CP7141	357, 419	CP7442	325	CP7531	282, 368	CP7587	431
CP7148	357, 419	CP7443	324	CP7531I5	368	CP7588	270-271, 276, 396
CP7150	326, 418	CP7443I5	324	CP7532	279, 372, 417-418	CP7591	383
CP7160	326, 418	CP7444	325	CP7532I5	372, 417	CP7592	280, 372, 417-418
CP7168	357, 419	CP7446	381	CP7533	278, 439	CP7593	372, 417-418
CP7170	326, 418	CP7447	381	CP7534	439	CP7594	383
CP7178	357, 419	CP7447I5	381	CP7534I5	439	CP7595	382
CP7179	357, 419	CP7448	381	CP7534PT	421, 439	CP7595I5	382
CP7196	335, 419	CP7448I5	381	CP7535	439	CP7596	269, 382
CP7310	324	CP7451	334	CP7535I5	439	CP7596I5	382
CP7311	324	CP7452	335	CP7536	439	CP7597	273, 382
CP7334	356	CP7453	334	CP7536PT	421, 439	CP7598	274, 382
CP7335	356	CP7453I5	334	CP7537	278, 439	CP7598I5	382
CP7340	350	CP7454	335	CP7538	439	CP7599	382
CP7347	422	CP7461	390	CP7538I5	439	CP7608	326
CP7348	422	CP7462	390	CP7538PT	421, 439	CP7614	282, 360
CP7348PT	421-422	CP7463	409, 419	CP7539	439	CP7615	285, 409
CP7350	280, 422	CP7475	367	CP7539PT	421, 439	CP7617	409
CP7350I5	422	CP7476	395	CP7540	439	CP7619	336
CP7351	422	CP7477	395	CP7540I5	439	CP7620	326
CP7351I5	422	CP7481	387	CP7541	371	CP7621	335
CP7351PT	281-282, 421-422	CP7482	281, 393	CP7542	372, 417-418	CP7622	324
CP7352	422	CP7483	409	CP7543	439	CP7624	360
CP7352I5	422	CP7485	410	CP7544	439	CP7625	326
CP7352PT	421-422	CP7485I5	410	CP7548	424	CP7628	357
CP7353	422	CP7486	279, 410	CP7549	424	CP7629	336
CP7353I5	422	CP7487	407	CP7550	424	CP7630	326
CP7353PT	280, 421-422	CP7488	278-279, 407	CP7550I5	424	CP7631	335
CP7354	272, 422	CP7489	407	CP7550PT	421, 424	CP7635	326
CP7354I5	422	CP7491	404	CP7551	424	CP7636	335
CP7354PT	281-282, 421-422	CP749103	404	CP7551I5	424	CP7637	350
CP7355	422	CP749106	404	CP7551PT	421, 424	CP7638	357
CP7371	436	CP7491I5	404	CP7552	424	CP7640	326
CP7372	436	CP7494	412	CP7553	424	CP7641	335
CP7374	278, 436	CP7495	412	CP7554	279, 424	CP7645	326
CP7375	436	CP7495I5	412	CP7554I5	424	CP7646	335
CP7381	423	CP7498	396	CP7554PT	421, 424	CP7647	350
CP7406	387	CP7500	413	CP7555	424	CP7648	357
CP7407	387	CP7500I5	413	CP7556	424	CP7649	336
CP7409	387	CP7501	413	CP7557	424	CP7654	272, 360
CP7411	399	CP7502	412	CP7557PT	421, 424	CP7656	335
CP7412	399	CP7502I5	412	CP7558	278, 424	CP7657	350
CP7413	399	CP7503	412	CP7559	424	CP7658	357
CP7414	279, 399	CP7504	387	CP7562	372, 417-418	CP7658I5	357
CP7415	399	CP7511	430	CP7565	431	CP7659	336
CP7416	399	CP7512	372, 417-418	CP7565I5	431	CP7664	360
CP7416I5	399	CP7512I5	372	CP7565PT	421, 431	CP7665	360
CP7417	279, 399	CP7513	436	CP7567	281, 431	CP7666	335
CP7418	399	CP7514	436	CP7568	431	CP7667	350
CP7419	407	CP7515	430	CP7568PT	421, 431	CP7668	357
CP7419I5	407	CP7515I5	430	CP7569	372, 417-418	CP7670	324
CP7420	407	CP7515PT	279, 421, 430	CP7569I5	372, 417	CP7670I5	324
CP7421	407	CP7517	430	CP7570	279, 372, 417-418	CP7671	334
CP7422	382	CP7517PT	421, 430	CP7571	372, 417-418	CP7672	350
CP7424	382	CP7518	430	CP7572	372, 417-418	CP7673	356
CP7428	281	CP7518PT	278-279, 421, 430	CP7574	427	CP7673I5	356
CP7429	376	CP7519	430	CP7576	430	CP7675	326
CP7430	376	CP7521	371	CP7577	430	CP7676	335
CP7431	376	CP7522	371	CP7579	427	CP7678	357
CP7432	376	CP7522I5	371	CP7580	427	CP7680	325
CP7433	376	CP7525	280-282, 284, 373	CP7581	427	CP7680I5	325
CP7434	380	CP7525I5	373	CP7582	279, 372, 417-418	CP7681	335
CP7435	380	CP7527	408	CP7583	427	CP7682	324
CP7437	380	CP7528	403	CP7584	427	CP7684	324

CP7685.....	285, 326	CP7770.....	325	CP81073.....	474	CP8718.....	357
CP7685I5.....	326	CP7770I5.....	325	CP8120.....	408	CP8722.....	350
CP7686.....	410	CP7771.....	335	CP8121.....	389, 467	CP8723.....	356
CP7688.....	326	CP7772.....	350	CP8128.....	466	CP8730.....	326
CP7690.....	325	CP7773.....	357	CP8129.....	466	CP8735.....	278-281, 326
CP7690I5.....	325	CP7773I5.....	357	CP8131.....	389	CP8735I5.....	326
CP7691.....	335	CP7775.....	356	CP8132.....	389	CP8736.....	272, 335
CP7691I5.....	335	CP7777.....	360	CP8133.....	389	CP8736I5.....	335
CP7692.....	324	CP7778.....	360	CP8134.....	389, 466	CP8737.....	350
CP7693.....	324	CP7779.....	335	CP8135.....	466	CP8738.....	279-280, 285, 357
CP7694.....	324	CP7785.....	356	CP8186.....	467	CP8738I5.....	357
CP7695.....	326	CP7787.....	360	CP8187.....	467	CP8741.....	324
CP7696.....	335	CP7789.....	335	CP8430.....	280, 325	CP8741I5.....	324
CP7697.....	350	CP7791.....	356	CP8431.....	335	CP8742.....	325
CP7698.....	357	CP7792.....	356	CP8510.....	324	CP8743.....	324
CP7698I5.....	357	CP7797.....	360	CP8511.....	334	CP8744.....	325
CP7700.....	324	CP7809.....	350	CP8513.....	356	CP8745.....	356
CP7702.....	350	CP7813.....	336	CP8521.....	334	CP8746.....	356
CP7703.....	356	CP7820.....	341	CP8529.....	325	CP8748.....	356
CP7709.....	324	CP7821.....	341	CP8530.....	325	CP8750.....	334
CP7710.....	324	CP7822.....	341	CP8531.....	335	CP8751.....	276, 334
CP7711.....	334	CP7822I5.....	341	CP8533.....	357	CP8752.....	335
CP7712.....	350	CP7824.....	341	CP8540.....	325	CP8753.....	334
CP7713.....	356	CP7829.....	350	CP8541.....	335	CP8754.....	335
CP7713I5.....	356	CP7830.....	341	CP8542.....	350	CP8756.....	335
CP7714.....	373	CP7831.....	341	CP8543.....	357	CP8760.....	279, 281, 325
CP7715.....	346	CP7832.....	341	CP8550.....	325	CP8761.....	335
CP7717.....	360	CP7834.....	341	CP8553.....	357	CP8762.....	350
CP7717I5.....	360	CP7839.....	350	CP8560.....	325	CP8763.....	279-280, 285, 357
CP7719.....	324	CP7871.....	341	CP8562.....	350	CP8770.....	324
CP7720.....	324	CP7871I5.....	341	CP8564.....	435	CP8771.....	334
CP7721.....	334	CP7879.....	357	CP8566.....	435	CP8772.....	350
CP7722.....	350	CP7884.....	334	CP8567.....	435	CP8773.....	282, 357
CP7723.....	356	CP7889.....	357	CP8568.....	435	CP8774.....	326
CP7723I5.....	356	CP7906.....	336	CP8570.....	435	CP8775.....	284, 326
CP7725.....	346	CP7907.....	336	CP8570I5.....	435	CP8780.....	324
CP7727.....	360	CP7917.....	336	CP8571.....	435	CP8781.....	334
CP7730.....	325	CP7926.....	336	CP8575.....	375	CP8791.....	335
CP7731.....	335	CP7926I5.....	336	CP8587.....	366	CP8796.....	335
CP7732.....	350	CP7936.....	336	CP8587I5.....	366	CP8798.....	280, 357
CP7739.....	325	CP7937.....	336	CP8605.....	348	CP8799.....	326
CP7740.....	325	CP7945.....	368	CP8607.....	348	CP8801.....	305
CP7741.....	335	CP7946.....	336	CP8610.....	348	CP8805.....	305
CP7741I5.....	335	CP7947.....	336	CP8613.....	348	CP8806.....	305
CP7742.....	350	CP7977.....	336	CP8662.....	350	CP8807.....	305
CP7743.....	357	CP8003.....	465	CP8667.....	474	CP8809.....	305
CP7745.....	346	CP8007.....	466	CP8667I5.....	474	CP8813.....	305
CP7747.....	360	CP8008.....	466	CP8673.....	326	CP8816.....	305
CP7749.....	325	CP8009.....	466	CP8674.....	326	CP8821.....	310
CP7749I5.....	325	CP8014.....	335	CP8675.....	326	CP8822.....	310
CP7750.....	325	CP8015.....	404, 466	CP8676.....	326	CP8822I5.....	310
CP7750I5.....	325	CP8016.....	466	CP8677.....	280-281, 326	CP8824.....	310
CP7751.....	335	CP8017.....	466	CP8678.....	335	CP8824I5.....	310
CP7751I5.....	335	CP8018.....	466	CP8685.....	326	CP8827.....	310
CP7752.....	350	CP8019.....	466	CP8687.....	280-281, 325	CP8828.....	310
CP7753.....	357	CP8070.....	467	CP8687I5.....	325	CP8829.....	310
CP7754.....	373	CP8073.....	357	CP8688.....	325	CP8831.....	310
CP7757.....	360	CP8073I5.....	357	CP8688I5.....	325	CP8842.....	350
CP7758.....	325	CP8080.....	467	CP8689.....	325	CP8843.....	357
CP7760.....	325	CP8087.....	466	CP8690.....	325	CP8853.....	357
CP7761.....	335	CP8088.....	466	CP8690I5.....	325	CP8855.....	311
CP7762.....	350	CP8089.....	466	CP8710.....	324	CP8857.....	311
CP7763.....	357	CP8090.....	467	CP8712.....	350	CP8858.....	271, 311
CP7764.....	373	CP81025.....	475	CP8713.....	356	CP8859.....	311
CP7767.....	360	CP81069.....	474	CP8713I5.....	356	CP8859I5.....	311
CP7769.....	334	CP81071.....	476	CP8716.....	335	CP8860.....	270, 311

PART NUMBER INDEX

CP8861.....	311	CP8951.....	303	CP9053.....	316	CP9205.....	313
CP8864.....	311	CP8953.....	303	CP9054.....	267, 316	CP9205I5.....	313
CP8865.....	311	CP8955.....	265, 276, 303	CP9055.....	316	CP9206.....	269, 313
CP8867.....	311	CP8956.....	303	CP9056.....	316	CP9207.....	313
CP8868.....	274, 311	CP8957.....	267, 275, 303	CP9057.....	316	CP9210.....	314
CP8870.....	325	CP8958.....	303	CP9058.....	316	CP9211.....	314
CP8871.....	335	CP8959.....	303	CP9062.....	316	CP9212.....	314
CP8872.....	307	CP8960.....	271, 303	CP9063.....	316	CP9213.....	314
CP8873.....	307	CP8961.....	303	CP9064.....	316	CP9214.....	314
CP8874.....	307	CP8962.....	303	CP9066.....	316	CP9215.....	272, 274, 276, 314
CP8875.....	307	CP8963.....	303	CP9070.....	265-266, 270-271, 275, 386	CP9216.....	314
CP8877.....	270, 275, 307	CP8964.....	415	CP9071.....	386	CP9217.....	314
CP8878.....	307	CP8965.....	298	CP9072.....	386	CP9218.....	313
CP8879.....	273, 307	CP8967.....	273, 298	CP9073.....	385	CP9219.....	313
CP8880.....	307	CP8968.....	298	CP9074.....	265-267, 270-271, 275, 385	CP9220.....	313
CP8882.....	307	CP8969.....	274, 298	CP9075.....	385	CP9221.....	313
CP8883.....	307	CP8970.....	298	CP9076.....	379, 419	CP9222.....	313
CP8884.....	307	CP8971.....	303	CP9077.....	379, 419	CP9223.....	313
CP8888.....	274, 307	CP8974.....	303	CP9078.....	285, 379, 419	CP9225.....	314
CP8900.....	297	CP8975.....	274, 303	CP9079.....	379, 419	CP9226.....	272, 314
CP8901.....	297	CP8976.....	270, 272-274, 303	CP9080.....	379	CP9228.....	314
CP8902.....	297	CP8977.....	309	CP9083.....	379	CP9229.....	313
CP8903.....	297	CP8979.....	309	CP9090.....	365, 417	CP97638.....	408
CP8904.....	297	CP8980.....	309	CP9091.....	365, 418	CP97658.....	408
CP8905.....	297	CP8981.....	309	CP9092.....	365, 417	CP97713.....	408
CP8906.....	280-281, 284, 298	CP8982.....	270, 309	CP9093.....	365, 418	CP97721.....	408
CP8907.....	298	CP8982I5.....	309	CP9094.....	365, 417	CP97723.....	408
CP8908.....	298	CP8983.....	271, 309	CP9094I5.....	365, 417	CP97723I5.....	408
CP8908I5.....	298	CP8984.....	309	CP9095.....	365, 418	CP97743.....	408
CP8909.....	298	CP8986.....	309	CP9096.....	365, 417	CP97753.....	408
CP8910.....	298	CP8990.....	309	CP9097.....	365, 418	CP97753I5.....	408
CP8911.....	298	CP8991.....	265, 309	CP9100.....	315	CP97763.....	408
CP8912.....	298	CP8996.....	309	CP9101.....	315	CP97773.....	408
CP8912I5.....	298	CP8998.....	309	CP9102.....	265, 267, 269, 315	CR213105.....	209
CP8913.....	267, 298	CP9001.....	272, 309	CP9102I5.....	315	DY50295500.....	64
CP8914.....	298	CP9002.....	273, 309	CP9103.....	265, 267, 272, 275, 315	DY50296800.....	64
CP8915.....	298	CP9010.....	446	CP9103I5.....	315	DY50390600.....	64
CP8916.....	298	CP9011.....	446	CP9104.....	315	DY50402400.....	64
CP8917.....	298	CP9012.....	446	CP9104I5.....	315	DY50540700.....	64
CP8919.....	298	CP9013.....	446	CP9105.....	269, 271, 275, 315	DY50546100.....	64
CP8921.....	298	CP9014.....	446	CP9106.....	315	DY50546390.....	64
CP8922.....	298	CP9015.....	446	CP9106I5.....	315	DY50548400.....	64
CP8923.....	298	CP9016.....	446	CP9107.....	272, 315	DY50549100.....	64
CP8924.....	265, 272, 298	CP9019.....	446	CP9108.....	269, 271, 315	DY50549290.....	64
CP8925.....	298	CP9021.....	446	CP9109.....	315	DY50549500.....	64
CP8926.....	265, 298	CP9022.....	446	CP9110.....	315	DY50551400.....	64
CP8928.....	298	CP9023.....	446	CP9145.....	317	DY50559800.....	64
CP8929.....	298	CP9024.....	446	CP9150.....	317	DY50559900.....	64
CP8930.....	298	CP9025.....	446	CP9151.....	266, 268, 317	DY50572600.....	64
CP8934.....	302	CP9026.....	446	CP9151I5.....	317	DY50573990.....	64
CP8935.....	302	CP9027.....	446	CP9152.....	317	DY50574190.....	64
CP8936.....	302	CP9030.....	297	CP9152I5.....	317	DY50574390.....	64
CP8937.....	302	CP9031.....	297	CP9154.....	317	DY50574500.....	64
CP8938.....	303	CP9032.....	297	CP9156.....	317	DY70001990.....	64
CP8939.....	267, 303	CP9034.....	302	CP9162.....	317	DY70007691.....	64
CP8940.....	303	CP9035.....	302	CP9163.....	265, 317	DY70007701.....	64
CP8941.....	303	CP9036.....	302	CP9165.....	317	DY70007791.....	64
CP8943.....	270, 303	CP9037.....	302	CP9166.....	317	DY70008101.....	64
CP8944.....	266-271, 273-274, 276, 303	CP9038.....	302	CP9170.....	317	DY70008590.....	64
CP8944I5.....	303	CP9039.....	302	CP9171.....	272-274, 317	G1072-20008.....	154-155
CP8945.....	270, 276, 303	CP9041.....	305	CP9176.....	446	G1099-20030.....	38, 126, 147-148, 172
CP8946.....	266, 273, 275-276, 303	CP9044.....	365	CP9177.....	446	G1099-20130.....	154
CP8947.....	303	CP9045.....	365	CP9201.....	313	G1099-20132.....	154
CP8948.....	270, 303	CP9046.....	365	CP9202.....	313	G1099-20133.....	154-155, 157
CP8949.....	303	CP9047.....	365	CP9203.....	313	G1099-20136.....	154-155
CP8950.....	303	CP9048.....	365	CP9204.....	313	G1099-60566.....	146

G1099-80039.....	170	G2589-20044.....	155, 157	G3440-20003.....	48	G3591-70013.....	475
G1530-60560.....	127	G2589-20045.....	151, 155	G3440-20004.....	48	G3591-70014.....	478
G1530-60570.....	127	G2589-20100.....	151, 155	G3440-20005.....	48	G3591-70015.....	476
G1530-60930.....	127	G2591B.....	153	G3440-20007.....	48	G3591-70016.....	471
G1530-61230.....	126	G2591C.....	153	G3440-20008.....	48	G3591-70017.....	476
G1530-61580.....	126	G2591D.....	153	G3440-20033.....	49	G3591-70018.....	478
G1530-61610.....	126	G2617-20510.....	84	G3440-20035.....	49	G3591-74001.....	474
G1530-61640.....	126	G2617-60506.....	83	G3440-20037.....	49	G3591-80000.....	480
G1530-80650.....	123, 127	G2617-60507.....	83, 85, 87	G3440-60033.....	49	G3591-80001.....	472
G1531-20690.....	98	G2617-60508.....	83	G3440-60035.....	49	G3591-80002.....	474
G1531-20700.....	98	G2617-60510.....	84	G3440-60136.....	49	G3591-80003.....	476
G1531-20740.....	98	G2617-80540.....	84	G3440-60233.....	49	G3591-80004.....	474
G1531-21090.....	98	G2617-80550.....	85, 87	G3440-60234.....	49	G3591-80006.....	480
G1531-60690.....	98	G2618-80500.....	83, 85	G3440-60236.....	49	G3591-80007.....	479
G1531-80560.....	96, 119	G2619-60501.....	83	G3440-60300.....	49	G3591-80008.....	479
G1531-80620.....	96, 119	G2630-60710.....	123	G3440-60310.....	49	G3591-80011.....	473
G1532-20710.....	105, 113, 121, 131, 134, 136	G2630-61230.....	107	G3440-60333.....	49	G3591-80012.....	476
G1532-60675.....	107	G2646-60500.....	123	G3440-60334.....	49	G3591-80013.....	478
G1532-60685.....	107	G2647-60501.....	113, 131	G3440-60336.....	49	G3591-80014.....	479
G1532-60690.....	107	G2648-60501.....	113, 131	G3440-60600.....	49	G3591-80015.....	479
G1532-60695.....	107	G2855-20530.....	43, 49	G3440-60610.....	49	G3591-80016.....	478
G1532-60695.....	107	G2855-20532.....	49	G3440-60620.....	49	G3591-80017.....	475
G1532-80540.....	105, 136	G2855-20555.....	38, 40, 43, 49, 148, 172	G3440-80217.....	39-40, 74, 76	G3591-80019.....	474
G1534-20530.....	120, 133	G2855-20590.....	43, 53	G3440-80218.....	39-40, 74, 76	G3591-80020.....	474
G1534-20590.....	120, 133	G2855-40001.....	53	G3440-81664.....	49	G3591-80021.....	471
G1534-60570.....	116, 120, 133	G2855-60200.....	38, 43, 53, 148, 172	G3440-81665.....	49	G3591-80022.....	475
G1534-60640.....	120, 133	G2855-60570.....	53	G3440-85007.....	181	G3591-80023.....	474
G1534-80510.....	120, 133	G2933-85001.....	123	G3440-85009.....	181	G3591-80025.....	476
G1534-80580.....	119	G2933-85003.....	123	G3440-85012.....	181	G3591-80026.....	479
G1534-80590.....	119, 135	G3163-20530.....	154	G3440-85013.....	181	G3591-80027.....	472
G1535-00010.....	114	G3170-20126.....	154-155, 157, 159	G3440-85017.....	181	G3591-80028.....	476
G1535-00030.....	114	G3170-20530.....	154-155	G3440-85018.....	181	G3591-80029.....	479
G1535-60600.....	113, 115, 131	G3170-20540.....	159	G3440-85026.....	181	G3591-80030.....	472
G1535-60610.....	114	G3170-60053.....	157	G3440-85027.....	181	G3591-80031.....	476
G1535-80520.....	114	G3170-60204.....	163	G3440-85028.....	181	G3591-80032.....	472
G1540-30025.....	48	G3170-60416.....	159	G3440-85029.....	181	G3591-80033.....	474
G1540-30026.....	48	G3170-80001.....	162	G3440-85035.....	181	G3591-80034.....	480
G1540-30027.....	48	G3170-80002.....	163, 176-177	G3440-85036.....	181	G3591-80035.....	476
G1540-30028.....	48	G3170-80002.....	146, 174	G3451-80501.....	90, 137	G3591-80036.....	477
G1540-80013.....	90	G3170-80008.....	165	G3452-20512.....	76	G3591-80037.....	473
G1544-20590.....	75, 139	G3170-80100.....	165	G3452-60570.....	74	G3591-80039.....	472
G1544-60585.....	74	G3170-80103.....	165, 173-174	G3452-60586.....	74	G3591-80040.....	480
G1544-80700.....	32	G3182-61580.....	42	G3452-60730.....	74	G3591-80043.....	476
G1544-80730.....	32	G3182-61581.....	42	G3452-60835.....	53	G3591-80044.....	477
G1544-80731.....	32	G3184-60065.....	43	G3452-80570.....	74	G3591-80045.....	473
G1545-80520.....	80	G3188-20509.....	49	G3480-20002.....	48	G3591-80046.....	475
G1888-60701.....	55	G3188-27501.....	37-39, 41, 43, 49, 148, 172	G3480-60663.....	48	G3591-80047.....	474
G1888-60702.....	54			G3480-67585.....	74	G3591-80048.....	476
G1888-60703.....	54	G3188-27502.....	37-39, 41, 43, 49, 148, 172	G3500-80000.....	87	G3591-80049.....	480
G1888-60704.....	54			G3504-20504.....	40	G3591-80051.....	478
G1890-60000.....	54	G3188-27503.....	37, 41, 43, 49, 172	G3504-60620.....	53	G3591-80052.....	478
G1960-80303.....	174	G3188-27504.....	49, 172	G3507-60660.....	48	G3591-80053.....	478
G1999-20021.....	154-155, 159	G3188-27505.....	49	G3510-20018.....	76	G3591-80054.....	476
G1999-20022.....	154-155, 159	G3188-27506.....	49	G3520-20210.....	53	G3591-80055.....	471
G1999-20430.....	159	G3397A.....	162	G3591-70001.....	478	G3591-80056.....	475
G1999-20432.....	159	G3397B.....	162	G3591-70002.....	475	G3591-80058.....	476
G1999-20433.....	159	G3430-60011.....	74	G3591-70003.....	475	G3591-80059.....	477
G1999-20443.....	159	G3431-60680.....	98	G3591-70004.....	475	G3591-80060.....	473
G1999-20444.....	159	G3432-60220.....	107	G3591-70005.....	474	G3591-80061.....	475
G1999-20446.....	159	G3432-60221.....	107	G3591-70006.....	474	G3591-80062.....	475
G1999-60412.....	159	G3433-63000.....	102, 132	G3591-70007.....	474	G3591-80063.....	479
G1999-60452.....	163, 176	G3434-60806.....	116, 120	G3591-70008.....	475	G3591-80064.....	475
G1999-80410.....	147, 164	G3435-60350.....	115	G3591-70009.....	478	G3591-80065.....	475
G2397-20540.....	102, 132	G3435-81330.....	115	G3591-70010.....	478	G3591-80066.....	478
G2397-80520.....	102	G3435-81360.....	115	G3591-70011.....	474	G3591-80067.....	472
G2589-20043.....	155	G3440-05012.....	181	G3591-70012.....	471	G3591-80068.....	479

PART NUMBER INDEX

G3591-80071.....	479	G3591-81016.....	478	G3591-81098.....	476	G3591-82048.....	476
G3591-80072.....	477	G3591-81017.....	475	G3591-81099.....	471	G3591-82049.....	480
G3591-80074.....	475	G3591-81019.....	474	G3591-81100.....	474	G3591-82050.....	471
G3591-80075.....	475	G3591-81020.....	474	G3591-81101.....	476	G3591-82051.....	478
G3591-80077.....	475	G3591-81021.....	471	G3591-81102.....	474	G3591-82053.....	478
G3591-80082.....	472	G3591-81022.....	475	G3591-81103.....	475	G3591-82063.....	479
G3591-80083.....	478	G3591-81023.....	474	G3591-81104.....	475	G3591-82064.....	475
G3591-80084.....	470	G3591-81025.....	476	G3591-81105.....	470	G3591-82067.....	472
G3591-80085.....	476	G3591-81026.....	479	G3591-81106.....	478	G3591-82072.....	477
G3591-80086.....	477	G3591-81027.....	472	G3591-81119.....	477	G3591-82082.....	472
G3591-80087.....	477	G3591-81028.....	476	G3591-81120.....	478	G3591-82084.....	470
G3591-80088.....	473	G3591-81029.....	479	G3591-81121.....	474	G3591-82087.....	477
G3591-80090.....	475	G3591-81030.....	472	G3591-81122.....	477	G3591-82088.....	473
G3591-80091.....	473	G3591-81031.....	476	G3591-81123.....	477	G3591-82093.....	476
G3591-80093.....	476	G3591-81032.....	472	G3591-81135.....	478	G3591-82095.....	470
G3591-80094.....	480	G3591-81033.....	474	G3591-81136.....	478	G3591-82099.....	471
G3591-80095.....	470	G3591-81034.....	480	G3591-81137.....	478	G3591-82101.....	476
G3591-80096.....	478	G3591-81035.....	476	G3591-81138.....	478	G3591-82102.....	474
G3591-80097.....	476	G3591-81036.....	477	G3591-81139.....	471	G3591-82104.....	475
G3591-80098.....	476	G3591-81037.....	473	G3591-81140.....	472	G3591-82106.....	478
G3591-80099.....	471	G3591-81039.....	472	G3591-81141.....	479	G3591-82119.....	477
G3591-80100.....	474	G3591-81040.....	480	G3591-81142.....	479	G3591-82121.....	474
G3591-80101.....	476	G3591-81043.....	476	G3591-81143.....	474	G3591-82122.....	477
G3591-80103.....	475	G3591-81044.....	477	G3591-81146.....	474	G3591-82123.....	477
G3591-80104.....	475	G3591-81045.....	473	G3591-81147.....	475	G3591-82135.....	478
G3591-80105.....	470	G3591-81046.....	475	G3591-81149.....	475	G3591-82136.....	478
G3591-80106.....	478	G3591-81047.....	474	G3591-81156.....	473	G3591-82137.....	478
G3591-80107.....	475	G3591-81048.....	476	G3591-81157.....	478	G3591-82139.....	471
G3591-80108.....	479	G3591-81049.....	480	G3591-81160.....	472	G3591-82140.....	472
G3591-80110.....	477	G3591-81050.....	471	G3591-81161.....	472	G3591-82159.....	474
G3591-80119.....	477	G3591-81051.....	478	G3591-81162.....	476	G3591-82176.....	479
G3591-80120.....	478	G3591-81052.....	478	G3591-81176.....	479	G3850-60014.....	147
G3591-80121.....	474	G3591-81053.....	478	G3591-81209.....	475	G3870-20021.....	157
G3591-80122.....	477	G3591-81054.....	476	G3591-81210.....	473	G3870-20135.....	154, 157
G3591-80123.....	477	G3591-81055.....	471	G3591-81211.....	473	G3870-20440.....	157
G3591-80124.....	474	G3591-81056.....	475	G3591-81212.....	473	G3870-20444.....	151, 157
G3591-80135.....	478	G3591-81058.....	476	G3591-81213.....	473	G3870-20445.....	157
G3591-80136.....	478	G3591-81059.....	477	G3591-81214.....	476	G3870-20446.....	157
G3591-80137.....	478	G3591-81060.....	473	G3591-81215.....	480	G3870-20448.....	151
G3591-80138.....	478	G3591-81061.....	475	G3591-82000.....	480	G3870-20449.....	151
G3591-80139.....	471	G3591-81062.....	475	G3591-82001.....	472	G3870-20530.....	157
G3591-80140.....	472	G3591-81063.....	479	G3591-82002.....	474	G3870-60171.....	157
G3591-80141.....	479	G3591-81064.....	475	G3591-82003.....	476	G3870-60172.....	154
G3591-80142.....	479	G3591-81065.....	475	G3591-82004.....	474	G3870-60179.....	155
G3591-80156.....	473	G3591-81066.....	478	G3591-82011.....	473	G3880-20030.....	38, 147-148
G3591-80157.....	478	G3591-81067.....	472	G3591-82012.....	476	G3880-80010.....	162
G3591-80158.....	473	G3591-81068.....	479	G3591-82013.....	478	G3880-80011.....	162
G3591-80160.....	472	G3591-81071.....	479	G3591-82014.....	479	G3900-63001.....	462
G3591-80161.....	472	G3591-81072.....	477	G3591-82015.....	479	G3900-63002.....	462
G3591-80162.....	476	G3591-81074.....	475	G3591-82016.....	478	G3900-63003.....	463
G3591-80170.....	479	G3591-81075.....	475	G3591-82017.....	475	G3900-63004.....	462
G3591-80171.....	479	G3591-81077.....	475	G3591-82020.....	474	G3900-63005.....	462
G3591-80176.....	479	G3591-81082.....	472	G3591-82022.....	475	G3900-63006.....	463
G3591-81000.....	480	G3591-81083.....	478	G3591-82023.....	474	G3900-63007.....	463
G3591-81001.....	472	G3591-81084.....	470	G3591-82025.....	476	G3900-63008.....	463
G3591-81002.....	474	G3591-81085.....	476	G3591-82026.....	479	G3900-63009.....	462
G3591-81003.....	476	G3591-81086.....	477	G3591-82029.....	479	G3900-63010.....	463
G3591-81004.....	474	G3591-81087.....	477	G3591-82032.....	472	G3900-63011.....	463
G3591-81006.....	480	G3591-81088.....	473	G3591-82033.....	474	G3900-63012.....	463
G3591-81007.....	479	G3591-81090.....	475	G3591-82035.....	476	G3900-63013.....	462
G3591-81008.....	479	G3591-81091.....	473	G3591-82036.....	477	G3900-63014.....	462
G3591-81011.....	473	G3591-81093.....	476	G3591-82037.....	473	G3900-63015.....	463
G3591-81012.....	476	G3591-81094.....	480	G3591-82039.....	472	G3900-63016.....	462
G3591-81013.....	478	G3591-81095.....	470	G3591-82040.....	480	G3900-63017.....	462
G3591-81014.....	479	G3591-81096.....	478	G3591-82043.....	476	G3900-63018.....	462
G3591-81015.....	479	G3591-81097.....	476	G3591-82044.....	477	G3900-63019.....	462

G3900-63020.....	463	G4513-80233.....	188	MKI-UTD-5064.....	66
G3900-63021.....	463	G4513-80234.....	187	MKI-Z-0285.....	65
G3900-63022.....	463	G4513-80235.....	187	MKI-Z-0351.....	65
G3900-63023.....	463	G4513-80236.....	187-188	RDT-1020.....	52, 140
G3900-63024.....	463	G4513-80239.....	187	RDT-1023.....	140
G3900-63025.....	463	G4513-80240.....	187	RMSN-2.....	164
G3900-63026.....	463	G4513-80241.....	188		
G3900-63027.....	463	G4513-80242.....	187		
G3900-63028.....	463	G4513-80243.....	187		
G3900-63029.....	463	G4513-80244.....	187		
G3900-63030.....	462	G4514-60610.....	127		
G3900-63031.....	462	G4514-60710.....	50		
G3900-63032.....	462	G4514-67505.....	50		
G3900-63033.....	462	G4525-60701.....	50		
G3900-63034.....	463	G4525-60702.....	50		
G3900-63035.....	463	G4525-60703.....	50		
G3900-63036.....	463	G4525-60704.....	50		
G3900-63037.....	463	G4556-60019.....	52		
G3900-63038.....	462	G4556-60125.....	52		
G3900-63039.....	462	G4556-67010.....	52		
G3900-63040.....	462	G4556-90500.....	52		
G3900-63041.....	462	G6012A.....	169		
G3900-63042.....	462	G6014A.....	169, 179		
G3900-64016.....	450	G6600-60037.....	123		
G3900-65001.....	448	G6600-60038.....	122		
G3900-65003.....	449	G6600-67007.....	122-123		
G3900-65004.....	449	G6600-67008.....	122-123		
G3903-61004.....	448	G6600-80018.....	41, 122-123		
G3903-63001.....	284, 374	G6600-80042.....	122		
G3903-63002.....	374	G6600-80043.....	122-123		
G3903-63003.....	283, 374	G6600-80044.....	122-123		
G3903-63004.....	374	G6600-80045.....	122		
G3903-65002.....	448	G6600-80050.....	122		
G4333-63000.....	132	G6600-80051.....	122-123		
G4513-20561.....	50	G6600-80063.....	122		
G4513-40525.....	50	G6600-80072.....	122-123		
G4513-40529.....	50	G6600-85000.....	123		
G4513-60560.....	188	G6600-85001.....	122-123		
G4513-60561.....	188	G6600-85002.....	122-123, 170		
G4513-80200.....	187	G7005-60061.....	154-155, 162, 174		
G4513-80201.....	187	G7005-60072.....	159, 162, 174		
G4513-80202.....	187	MKI-C-QSC10.....	65		
G4513-80203.....	188	MKI-MTD-1169.....	65		
G4513-80204.....	187	MKI-MTD-1204.....	65		
G4513-80205.....	187	MKI-SERUTD-5065.....	66		
G4513-80206.....	187	MKI-U-COV06.....	65		
G4513-80208.....	188	MKI-U-COV07.....	65		
G4513-80209.....	23, 187	MKI-U-COV10.....	65		
G4513-80210.....	188	MKI-U-DISK1.....	65		
G4513-80211.....	187	MKI-U-DISK3.....	65		
G4513-80212.....	187	MKI-U-T10CW-2S.....	65		
G4513-80213.....	23, 187	MKI-U-T11GPC.....	65		
G4513-80215.....	187	MKI-U-T11GPC-2S.....	65		
G4513-80216.....	187	MKI-U-T12ME.....	65		
G4513-80218.....	187	MKI-U-T12ME-2S.....	65		
G4513-80219.....	188	MKI-U-T13DHS.....	65		
G4513-80220.....	188	MKI-U-T13DHS-2S.....	65		
G4513-80221.....	188	MKI-U-T15ATA-2S.....	65		
G4513-80222.....	188	MKI-U-T16GHG-2S.....	65		
G4513-80223.....	188	MKI-U-T1703P-2S.....	65		
G4513-80224.....	187	MKI-U-T1HBL-2S.....	65		
G4513-80225.....	187-188	MKI-U-T3ATX.....	65		
G4513-80226.....	187	MKI-U-T3ATX-2S.....	65		
G4513-80227.....	188	MKI-U-T6SUL-2S.....	65		
G4513-80228.....	188	MKI-U-T9TNX.....	65		
G4513-80229.....	187	MKI-U-T9TNX-2S.....	65		

Product Index

Agilent J&W GC Columns

Application and Method Guides

ASTM Methods	278-285
Application Cross Reference Guide	262-264
EPA Methods	
Drinking Water	265-268
Solid Waste	272-276
Waste Water	269-271
United States Pharmacopoeia (USP)	
GC Phases	277

Capillary Columns

By Group

Foods, Flavors and Fragrances	405
High Temperature	362
Life Sciences	414
Low-bleed GC/MS	294
Non-Bonded	441
PAH	390
PLOT	420
Pesticides	384
Petroleum	366
Polyethylene Glycol (PEG)	351-413
Premium Polysiloxane	318
Semivolatiles	392
Ultra Inert	286
Volatiles	397

By Stationary Phase

Biodiesel	377-378
CAM	442
CarboBOND	436
CarboPLOT P7	436
Carbowax 20M and HP-20M	361
CP-1301	348
CP-Al2O3/KCl	430-431
CP-Al2O3/Na2SO4	430-431
CP-Carbowax 400 for Volatiles in Alcohol	408
CP-Chirasil Val	412
CP-Chirasil-Dex CB	412
CP-Cyclodextrin- β -2,3,6-M-19	413
CP-FFAP CB for Free Fatty Acids	
in Dairy Products	410
CP-Molsieve 5A	439
CP-Select 624 CB	399
CP-Select CB for MTBE	403
CP-Sil 13 CB	336
CP-Sil 19 CB	350
CP-Sil 19 CB for Pesticides	387
CP-Sil 2 CB	373
CP-Sil 24 CB	341
CP-Sil 43 CB	346
CP-Sil 5 CB	324-326
CP-Sil 5 CB for Formaldehyde	367
CP-Sil 5 CB for Sulfur	375
CP-Sil 5/C18 CB for PCB	395
CP-Sil 8 CB	334-335
CP-Sil 8 CB for Amines	382
CP-Sil 8 CB for PCB	393
CP-Sil 8 CB for Pesticides	387
CP-Sil 88	406
CP-Sil 88 for Dioxins	396
CP-Sil 88 for FAME	407
CP-Sil PAH CB UltiMetal	391

CP-Sil PONA CB	368
CP-Sil PONA for ASTM D5134	368
CP-SilicaPLOT	435
CP-SimDist	371-372
CP-TAP CB for Triglycerides	409
CP-TCEP for Alcohols in Gasoline	373
CP-Volamine	381
CP-Wax 52 CB	356-357
CP-Wax 57 CB	408
CP-Wax 57 CB for Glycols and Alcohols	409
CP-Wax 58 FFAP CB	360
CP-Wax for Volatile Amines and Diamines	382
CycloSil-B	410
Cyclodex-B	411
DB-1	318-321
DB-1301	347
DB-17	339
DB-1701	349
DB-1701P	386
DB-17ht	364
DB-17ms	308
DB-1ht	362
DB-1ms	295
DB-1ms Ultra Inert	289
DB-200	343
DB-210	344
DB-225	345
DB-225ms	312
DB-23	342
DB-2887	370
DB-35	337
DB-35ms	306
DB-35ms Ultra Inert	291
DB-5	329-331
DB-5.625	394
DB-502.2	402
DB-5ht	363
DB-5ms	299-300
DB-5ms EVDX	415
DB-5ms Ultra Inert	290
DB-608	388
DB-624	398
DB-624 Ultra Inert	291, 397
DB-ALC1	414
DB-ALC2	414
DB-CLP1	384
DB-CLP2	384
DB-Dioxin	396
DB-EUPAH	390
DB-FFAP	358
DB-HT SimDis	370
DB-MTBE	402
DB-Petro	369
DB-Select 624 UI for <467>	292, 416
DB-Sulfur SCD	374
DB-TPH	403
DB-UI 8270D Ultra Inert	292
DB-UI 8270D for Semivolatiles	392
DB-VRX	400
DB-WAX	351-353
DB-WAX FF	351-353
DB-WAXetr	354
DB-XLB	304

DX-1	443
DX-4	443
GS-Alumina	433
GS-Alumina KCl	429
GS-CarbonPLOT	437
GS-GasPro	434
GS-OxyPLOT	366
GS-Q	426
HP-1	322-323
HP-1 Aluminum Clad	369
HP-101	441
HP-17	441
HP-1ms	296
HP-1ms Ultra Inert	289
HP-20M	361
HP-35	338
HP-5	332-333
HP-50+	340
HP-5ms	301
HP-5ms Semivolatile	395
HP-5ms Ultra Inert	290
HP-88	405
HP-Chiral β	411
HP-FFAP	359
HP-Fast Residual Solvent	416
HP-INNOWax	355
HP-PAS5	388
HP-PLOT Al2O3 KCl	428
HP-PLOT Al2O3 M	434
HP-PLOT Al2O3 S	432
HP-PLOT Molesieve	438
HP-PLOT Q	425
HP-PLOT U	428
HP-PONA	367
HP-VOC	401
Lowox	366
PoraBOND Q	422
PoraBOND U	423
PoraPLOT Amines	383
PoraPLOT Q	424
PoraPLOT Q-HT	424
PoraPLOT S	427
PoraPLOT U	427
Rapid-MS	389
SE-30	444
SE-54	444
Select Al2O3 MAPD	376
Select Biodiesel	379
Select FAME	407
Select Low Sulfur	375
Select Mineral Oil	404
Select PAH	390
Select Silanes	380
Select for Permanent Gases	376
Ultra 1	327
Ultra 2	328
VF-1301ms	315-316
VF-1701 Pesticides	386
VF-1701ms	317
VF-17ms	309
VF-1ms	297-298
VF-200ms	311
VF-23ms	310

VF-35ms.....	307	Carboxen-1000	471	MSD Contamination	142-145
VF-5 Pesticides	385	Chromosorb 101	471	MSD Electron Multipliers and Replacement	
VF-5ht.....	365	Chromosorb 102	471	Horn	165
VF-5ms.....	302-303	HayeSep A	473	MSD Filaments	162
VF-624ms	315	HayeSep D	473	Maintenance Schedule	141
VF-DA.....	415	HayeSep DB.....	473	Quadrupole Mass Filter	164
VF-WAXms	313-314	HayeSep N	473	Recommended MS Interface Connections.....	148
VF-Xms.....	305	HayeSep N + HayeSep R 1:1.....	473	Standards	
Metal Columns.....	417	HayeSep P	473	Analyzer Kit Standards	181
Column Selection		HayeSep Q	474	Test and Performance Samples.....	182
Column Diameter	256-257	HayeSep R.....	474	Vacuum Systems and Pumps	166
Column Film Thickness.....	260-261	HayeSep T	474	Diffusion Pump	168
Column Length.....	258-259	MolSieve 13X	476	Foreline Pump	170
Gas-Solid or PLOT Columns	254	MolSieve 5Å	475	Pressure Symptoms	166-167
Polarity.....	252-253	Porapak N	477	Quiet Cover	169
Selecting Stationary Phases.....	248-251	Porapak N + Porapak R 1:1	477	Vent Valve Supplies	163
Stationary Phase Selection Summary.....	255	Porapak Q.....	478	Inlet Liners.....	24-25
Custom Ordering.....	481	Porapak OS	478	Specialty Injection	
Fused Silica Tubing		Porapak R.....	478	Direct Connect	32
Deactivated	464-467	Porapak T	478	MultiMode Inlet Heavy Matrix.....	31
Undeactivated	468	Silica Gel.....	479	PTV	32
Guard Columns		Test Standards.....	482-483	Split, Original Deactivation.....	29
DuraGuard	445			Splitless, Original Deactivation	30
EZ-Guard.....	446			Ultra Inert	28
Installation and Troubleshooting				Inlet Septa	17
Causes of Column Performance				Advanced Green	19
Degradation	488-493			Bleed and Temperature Optimized (BTO).....	18
Evaluating the Problem.....	494-495			General Purpose	21
Quick Reference Guide.....	485-487			Long-Life	19
Troubleshooting Guides				Inlet Systems	
Baseline Instability or Disturbances	496			Cool On-Column	78-80
Change in Peak Size.....	498			Flip Top Inlet Sealing System	68
Excessive Baseline Noise.....	496			Multimode	76-77
Loss of Resolution	499			Programmable Temperature Vaporizer (PTV).....	81-87
Retention Time Shift	498			Purged Packed	88-91
Split Peaks.....	497			Split/Splitless Inlet Seals	67, 69-75
Tailing Peaks	497			Large Valve Oven	46
LTM Column Modules	447-463			Liner O-rings.....	33
Packed Columns				Maintenance Schedule.....	14-15
0.1% SP-1000.....	479			Markes Thermal Desorption	65-66
1.5% OV-101	476			Merlin Microseal.....	22-23
10% Carbowax 20M (G16, GS1).....	471			Oven Exhaust Deflector	123
10% Carbowax 20M (G16, GS1) + 2% KOH.....	471			Purge and Trap Systems	
10% OV-101	476			Archon.....	64
10% PEG-20M	477			Teledyne Tekmar	62-63
10% SE-30	478			Sample Introduction Systems	
10% UC W982	480			7693A Automatic Liquid Sampler.....	50
12% UC W982	480			7697A Headspace Sampler	52-53
15% Carbowax 1540	470			Automatic Liquid Sampler.....	51
15% Hallcomid M-18	472			G1883A Network Headspace Sampler.....	55
15% SP-2100.....	479			G1888A Network Headspace Sampler.....	54
20% Carbowax 20M (G16, GS1).....	471			G3520A XLSI Accessory	53
20% OV-101.....	476			Syringes	183
20% PEG-20M	477			7673/7683 On-Column Autosampler Syringes.....	191
20% Sebaconitrile.....	479			Blue Line Autosampler Syringes for 7693A ALS	
20% Sebaconitrile/2% H3PO4	479			Advanced Sample Enhancement.....	188
20% TCEP	480			Fitted Plungers.....	187
25% DC-200 (500 cSt).....	472			PTFE-Tipped Plungers	188
25% SP-2100.....	479			Gold Standard Autosampler Syringes	
30% DC 200/500	472			Straight Needle, 23 and 26s Gauge	190
30% DC-200 (500 cSt).....	472			Tapered Needle, 23-26s Gauge.....	189
35% DC-200 (500 cSt).....	472			HP 7670/71/72 Autosampler Syringes	191
5% Carbowax 20M (G16, GS1).....	470			Needle Gauge	184
7% Carbowax M + 3% Polyphenolether				Needle Termination.....	185
6 ring + 2% KOH.....	471			Needle Tip Design.....	185
Carbosieve S-II.....	470			Valves and Loops.....	47-49

Agilent Supplies

7820A GC System.....	125
Bulk GC Supplies	16
Capillary Column Ferrules and Nuts	
Column Nuts	38-40
Ferrule Selection Recommendations.....	38-39
For LTM Rapid Heating/Cooling System.....	41
For NCD and SCD	41
Reducing	41
Short and Long Ferrules	36
Specialty.....	37-40
Straight.....	41
Capillary Flow Technology	
Column/Retention Gap Installation.....	43
Ferrules	43
Fittings.....	43
Ultimate Union	42
Column Connectors and Splitters	
Graphpak	45
Press-fit.....	44
Column Nuts	38-40
Detector Systems	
Electron Capture Detector (ECD).....	100-102
Flame Ionization Detector (FID)	92-99
Flame Photometric Detector (FPD).....	108-115
Nitrogen Chemiluminescence	
Detector (NCD)	122-123
Nitrogen Phosphorus Detector (NPD)	116-121
Sulfur Chemiluminescence Detector (SCD).....	122-123
Thermal Conductivity Detector (TCD)	103-107
GC Standards.....	124
GC/MS	
220-MS.....	180
240-MS Ion Trap	178-179
7000 Triple Quadrupole GC/MS.....	171-174
7200 Q-TOF for GC/MS.....	175-177
Cleaning and Maintenance	146-147
Gas Clean Filters	164
GC/MSD Interface.....	160-161
Ion Source.....	149-159
Chemical Ionization (CI) Ion Source.....	158-159
Electron Impact (EI) Ion Source.....	154-157

Vials and Closures
 Headspace
 20 mm Caps and Septa.....58
 CombiPAL 18 mm Screw Top Caps with Septa...59
 CombiPAL Screw Top Vials.....59
 Convenience Packs.....58
 Crimp Top Vials.....56
 High Performance Septa.....57-58
 Electronic Crimpers and Decappers.....60
 Manual Crimpers and Decappers.....61

Applications

Energy and Fuels576
 Environmental
 Air Analysis.....549
 Hydrocarbons.....501
 Pesticides and Herbicides.....506
 Semivolatiles532
 Volatiles544
 Food, Flavor and Fragrance.....554
 Industrial Chemical602
 Forensic Toxicology and Pharma635

CrossLab Supplies

Bruker, Varian GC Systems
 Autosampler Syringes.....210
 Capillary Column Ferrules209
 Column Nuts210
 Detector Replacement
 Flame Ionization Detector (FID).....218
 Pulsed Flame Photometric Detector (PFPD).....219-220
 Thermal Conductivity Detector (TCD).....218
 Thermionic Specific Detector (TSD).....220
 Injector Replacement
 1041 Packed/Wide Bore
 On-Column (PWOC) injector.....217
 1061 Packed/530 µm
 Capillary Column Injector.....216
 1079 Large Volume Injector (LVI).....214
 1093 Cool On-Column (COC) Injector215
 1177 Split/Splitless Injector.....213
 Inlet Liners
 1060/1061 Injector208
 1075/1077 Injector208
 1078/1079 Injector207-208
 1093/1094 Injector207-208
 1177 Injector206-220
 Inlet Septa.....211-212
 Liner O-rings208
 Packed Column Ferrules.....210
 CTC GC Autosamplers
 Autosampler Syringes.....239
 Column Ferrules.....195-196
 Inlet Liners193-194
 Inlet Septa199-201
 Advanced Green203
 Bleed and Temperature Optimized (BTO)202
 General Purpose205
 Long-Life.....204
 Liner O-rings195

Perkin Elmer GC Systems
 Autosampler Syringes.....225
 Capillary Column Ferrules223
 Column Nuts224
 Inlet Liners
 AutoSystem.....221-222
 AutoSystem XL.....221-222
 Clarus.....221-222
 Inlet Septa.....226
 Liner O-rings222
 Packed Column Ferrules.....224
 Shimadzu GC Systems
 Autosampler Syringes.....232
 Capillary Column Ferrules231
 Column Nuts232
 Inlet Liners
 14 Systems230
 17A Systems229
 2010 and 2010 Plus Systems228
 2014 Systems.....227
 Inlet Septa.....233
 Liner O-rings230
 Packed Column Ferrules.....231
 Syringes197-198
 Thermo Scientific GC Systems
 Autosampler Syringes.....236
 Capillary Column Ferrules235
 Column Nuts236
 Inlet Liners
 Focus Systems.....234
 Trace Systems.....234
 Inlet Septa.....237-238
 Liner O-rings235

Application Title Index

1,3-Butadiene	586
1,3-Butadiene Purity	587
10 ng/μL Semivolatile Checkout Standard on a 20 m x 0.18 mm, 0.36 μm Agilent J&W DB-UI 8270D Capillary GC Column using an Ultra Inert Liner with Wool	542
15+1 EU Priority PAHs	505
69 Component FAME Mix	572
78 Semi-volatile Components on an Agilent J&W DB-UI 8270D	504

A

Acids	570
Acrylate Impurities I	627
Acrylate Impurities II	628
Acrylates	628
Agilent's Ultra Inert Test Probe Mixture	532
Alcohol Beverage Standard	568
Alcohols I	602
Alcohols II	605
Alcohols III	606
Aldehydes and Acids	611
Aldehydes and Ketones	612
Alditol Acetates	568
Amines and Alcohols	606
Amines and Nitriles	610
Amines in Water	611
Amphetamines and Precursors – TMS Derivatives	636
Anabolic Steroids	648
Analysis of Acetylenes' Mixture	634
Analysis of Amino Alcohols in Water	606
Analysis of Drugs of Abuse in Urine via GC/MS	642
Analysis of Ethanolamines	607
Analysis of Fragrance and Allergens	561
Analysis of Oxygenates in Mixed C4 Streams	595
Analysis of Oxygenates in a C1 to C5 Hydrocarbon Mix	600
Analysis of Polycyclic Aromatic Hydrocarbons	503
Analysis of Process Gas	601
Analysis of Semivolatiles	510
Analysis of Solvents	626
Analysis of Volatile Organic Compounds in Environmental Waters Using the Agilent 7697A Headspace and 7890B/5977A GC/MS	546
Anesthetics	643
Anilines	629
Anticonvulsants	643
Antiepileptic Drugs	644
Antihistamines	644
Aroclors 1016-1268 (without 1221)	514
Aromatic Solvents	604
Aromatics Analysis – ASTM D16 Analytes	593
Aromatics Analysis – Ethylbenzene Impurities	593
Aromatics I	614
Aromatics II	615
Aromatics in Finished Gasoline – ASTM Method D5769	597
Aspirin and Ibuprofen in Methanol	647
Automated Cleanup of PCB extracts from Waste Oil Using 7696A Sample Prep Workbench	535

B

Bacterial Fatty Acid Methyl Esters	571
Barbiturates	637
Baseline Resolution of Air/CO, CO ₂ , and Methane in a Natural Gas Sample	583
Benzodiazepines I	636
Benzodiazepines II	640
Blood Alcohols I (Static Headspace/Split)	638
Blood Alcohols II (Static Headspace/Split)	638
Blood Pollutants I	649
Blood Pollutants II	650
Bourbon	568
Butter Triglycerides I	574
Butter Triglycerides II	574

C

C ₁ to C ₄ Hydrocarbon Mix	580
C ₁ and C ₂ Halocarbons (Freons)	527
CLP Pesticides	514
Canola Oil Margarine Partially Hydrogenated FAMES AOCS Method 1c-89	574
Chiral Compounds in Essential Oils and Fragrances	560
Chlorinated Isooctane	623
Chlorinated Pesticides, EPA Method 508	521
Citrus Flavored Carbonated Beverage (Soda)	567
CLP Pesticides	514
Cold-pressed Orange Oil	564
Column Performance for USP <467> Standards	651
Common Drug Screen	641
Congeners in DIN Method PCBs	533

D

DB-624UI 1 μL/L Fermented Beverage Standard Mix	554
DB-624UI Organic Acid Performance	509
DB-Select 624 UI for <467> Megabore Early Eluting Peaks	635
Denatured Fuel Ethanol – ASTM D5501	596
Detailed Hydrocarbon Analysis of Petroleum Naphthas Through N-nonane Using ASTM D5134	601
Determination of Chlorophenols in Water and Soil	502
Diesel Analysis	600
Diesel Fuel	503
Dioxins and Dibenzofurans	504
Direct Comparison for Rapid CLP (Contract Laboratory Program) Pesticide Analysis	513
Drug Screen	640

E

EPA 625 Halogenated Pesticides on "1701" Type Phases	528
EPA Air Analysis Compendium Method TO-14 Standard	549

EPA Air Analysis Method TO-15 (1 ppbv standard)	553
EPA Method 504.1 – 1,2 dibromoethane (EDB), 1,2-dibromo-3-chloropropane (DBCP), and 1,2,3-trichloropropane (123TCP)	507
EPA Method 508.1 – Chlorinated Pesticides and Herbicides	520
EPA Method 525.2	518
EPA Method 551	547
EPA Method 551 – Chlorinated Solvents, Trihalomethanes (THMs), and Disinfection Byproducts (DBPs)	509
EPA Method 552.2	543
EPA Volatiles by GC/MS (Split Injector)	517, 548
Essential Oils	557
Esters I	617
Esters II	618
Esters III	618
Ethers	619
Ethoxyethanol	607
Ethylene	584
Ethylene Glycol Mixture	621
Ethylene Oxide	631
Ethylene Oxide Synthetic Standard	594
European Red List Volatiles	547
Extended Analyte List for EPA Method 8021 (ELCD)	544
Extended Hydrocarbon Analysis I	588
Extended Hydrocarbon Analysis II	589
Extended Temperature Program Resolving Congeners 52 and 138	534

F

FAME Standard	572, 573
FAMES	561
Fast Analysis of Aromatic Solvent	576
Fast Analysis of Permanent Gases and CO ₂ using Tandem PLOT columns	552
Fast CLP Pesticides	506
Fast Screening of FAME Isomers in Butter	575
Fast Separation of Silanes	633
Fast VOC Analysis	545
Fentanyl	645
Flavor Mixture	563
Formaldehyde Underivatized	613
Formaldehyde, 50 ppb	550
Formaldehyde-DNPH Derivative	613
Fragrance Allergens	563
Fragrance Reference Standard	558, 559
Free Organic Acids/C ₄ -C ₅ Isomers	608
Free Phenols	528
Free Steroids	648

G

Gasoline Unleaded ASTM D5769	599
Glycols I	619
Glycols II	620
Glycols III	620
Glycols/Diols	622

H			
Hallucinogens.....	646	Organochlorine Pesticides, EPA Method 8081B.....	508
Halocarbons.....	631	Organophosphorous Pesticides in Apple Matrix.....	531
Halogenated Hydrocarbons I.....	603	Organophosphorus Pesticide Residues	
Halogenated Hydrocarbons II.....	622	in Olive Oil Extract.....	562
Halothane.....	632	Organotin Compounds I.....	537
Herbicides I.....	526	Organotin Compounds II.....	537
Herbicides II.....	526	Over-the-Counter Pain Killers – TMS Derivatives ..	647
High Resolution Phenol Analysis by GC/MS.....	542	Oxygenates in Gasoline ASTM D5599 (GC-OFID) ..	595
High Resolution Separation of Xylene Isomers.....	632		
High Speed VOC, EPA Method 8260.....	515		
		P	
I		PAHs.....	540
Impurities in Ethylbenzene.....	616	PBDEs.....	516
Impurities in Ethylene.....	584	PBDEs by ECD.....	502
Impurities in Mixed Xylenes.....	632	PCBs by EPA Method 8082.....	534
Impurities in Propylene.....	585	PFBHA Derivative.....	614
Impurities in Styrene.....	616	PONA Mix as Specified by	
Impurities in p-Xylene – ASTM D3798.....	594	AFNOR Method #2.....	596
Inorganic Gases.....	605	Peppermint Oil.....	565
Inorganic Hydride Gases.....	633	Perfume.....	560
		Permanent Gases.....	582
L		Permanent Gases on a Thick Film	
Lavender Oil Characterization.....	556	Molsieve Column.....	552
Lemon Oil.....	564	Pesticides and Fire Retardants (US EPA 527).....	519
		Pesticides in Sunflower Oil.....	575
M		Pesticides, EPA 508.1.....	511
Marijuana ($\Delta 9$ -THC) and Major Metabolites – TMS		Phenols.....	541
Derivatives.....	649	Phenols According to EPA Method 8040.....	543
Menthol.....	560	Phenols I.....	604
Mercaptans.....	592	Phenols II.....	630
		Phenols III.....	630
N		Phenoxy Acid Herbicides – Methyl Derivatives,	
N_2O I.....	551	EPA 8151A.....	512
N_2O II.....	551	Polybrominated Diphenyl Ethers (PBDEs).....	505
N_2O III.....	551	Polyethylene.....	599
Narcotics.....	637	Polyethyleneamines.....	609
Narcotics and Adulterants.....	647	Polymer Additives.....	633
Natural Gas.....	583	Primary Amines.....	609
Nitrogen Containing Herbicides		Propylene.....	585
(EPA Method 507).....	527	Pyrethrins.....	536
Nitrogen-based Solvents I.....	626	Pyrolysates of Polystyrene.....	617
Nitrogen-based Solvents II.....	627		
Nitrogen/Phosphorus Containing		R	
Pesticides, EPA Method 507.....	525	Reference Gas Oil.....	598
Noble Gases.....	582	Refinery Gas.....	590
n-Paraffin Standard.....	578	Refinery Gas I.....	577
		Regular Unleaded Gasoline	
O		(California Phase 1) – "Normal" GC Run I.....	598
Organic Acids.....	570, 607	Regular Unleaded Gasoline	
Organochlorine Pesticides.....	521, 525	(California Phase 1) – "Normal" GC Run II.....	598
Organochlorine Pesticides I		Residual Solvents, DMI Diluent.....	639
EPA Method 8081A.....	529	Residual Solvents, USP 467.....	650
Organochlorine Pesticides II		Rosemary Oil.....	567
EPA Method 8081A.....	530		
Organochlorine Pesticides III.....	522	S	
Organochlorine Pesticides IV.....	523	Sedative Hypnotics.....	646
Organochlorine Pesticides		Selected Oxygenates.....	582
to EPA 625 via GC/MS.....	529	Semivolatiles Compounds, US EPA Method 8270.....	538
Organochlorine Pesticides, DB-5/DB-1701P.....	524	Separation of TMS-derivatized Sugars	
		using VF-1ms.....	569
		Separation of cis-trans FAME Isomers.....	571
		Simulated Distillation.....	597
		Solvents.....	625
		Solvents I.....	623
		Solvents II.....	624
		Solvents III.....	624
		Solvents IV.....	625
		Spearmint Oil.....	555
		Spearmint Oil (Western).....	565
		Strawberry Syrup.....	569
		Substituted Anilines.....	629
		Sulfur Compounds in Naphtha.....	593
		Sulfur Compounds in Natural Gas –	
		Synthetic Mixture.....	592
		Sulfur Compounds in Propylene (1 ppm).....	579, 591
		Sulfur Gas Analysis in Light	
		Hydrocarbon Streams I.....	590
		Sulfur Gas Analysis in Light	
		Hydrocarbon Streams II.....	591
		Sulfur Gases.....	634
		Sulfur Impurities in Propylene.....	579
		Sulfur Standards in Toluene.....	578
		Sulfur in Air.....	550
		T	
		Tetrachlorodibenzo-p-furans.....	533
		Tocopherols.....	645
		Trace Active Amines, 10 ng on-column.....	608
		Trace Level Polycyclic Aromatic	
		Hydrocarbon (PAH) Analyses.....	532
		Trace Oxygenates in Light	
		Hydrocarbon Matrices.....	581
		Trace Sulfur Compounds in Methane (50 ppbv).....	581
		Tricyclic Antipsychotics.....	644
		Triethylene Glycol and Impurities.....	621
		U	
		US EPA Method 8061 (Phthalate Esters).....	539
		Underivatized Drugs of Abuse –	
		Agilent Fast Toxicology Analyzer.....	639
		Unleaded Gasoline.....	501, 577
		Urine Drug Screen.....	642
		V	
		Volatile Amines.....	608
		Y	
		Ylang Ylang Oil.....	566

Compound Index

A			
Acenaphthalene	540	tert-Amyl mercaptan	592
Acenaphthalene-d10	519	tert-Amyl methyl ether (TAME)	515, 546, 581, 595, 599, 600, 619
Acenaphthene	503, 532, 538, 540	n-Amyl salicylate	558-560
Acenaphthene-d10	518, 538, 542	5 α -Androstan-17 α -ol-3-one (stanolone)	648
Acenaphthylene	503, 518, 532, 538	Androsterone	648
Acephate	531, 562	5- β -Androsterone	648
Acetal (acetaldehyde diethyl acetal)	619	Aniline	538, 542, 610, 629
Acetaldehyde	550, 553, 568, 581, 600, 612, 625, 638, 649-650	Anisic alcohol	561
Acetaminophen	641, 647	Anisyl alcohol	563
Acetic acid	509, 568, 570, 607, 611	Antazoline	644
Acetone	515, 517, 548, 550, 553-554, 558-559, 568, 570, 581-582, 600, 612, 624-626, 632, 638-639, 649-650	Anthracene	503, 518, 532, 538, 540
Acetone-d6	550	Anthracene-d10	519
Acetonitrile	515, 624-627, 635, 639, 649-651	Aprobarbital	637, 641
Acetyl aldehyde	554	Arabinitol	568
Acetylcedrene	560	Arabitol	569
6-Acetylcodeine	637, 647	Arachidic acid (eicosanoic acid)	570
Acetylene	580, 584-590	Arachidic acid methyl ester	572, 573
Acetylsalicylic acid (aspirin)	647	Arachidonic acid methyl ester	572, 573
Acifluorfen	512	Argon	552, 582
Acrolein	515, 612, 626-627	Arsine	633
Acrylamide	610	Atraton	525-526
Acrylic acid	509	Atrazine	511, 518-520, 525-527, 542
Acrylonitrile	515, 517, 548, 626-627	Azinphos-ethyl	562
Air/CO	577, 583, 601	Azinphos methyl	531, 562
Alachlor	508, 511, 518, 520, 524-526, 529-530	Azobenzene	538
Aldrin	506, 508, 511, 513-514, 518, 520-525, 529-530, 542	Azulene	540
Alfentanil	645		
Allobarbitol	637, 641	B	
Allyl acrylate	628	Balan	527
Allyl alcohol	515, 581	Barbital	637
Allyl butyrate	558-559	BDE	505, 519
Allyl chloride	515, 517, 544, 548	Behenic acid methyl ester	572, 573
Allyl ether	619	Benactyzine	641
Allyl ethyl ether	619	Bentazone	512
Alpha isomethyl ionone	563	Benthiocarb	519
Alphenal	637	Benz[a]anthracene	505, 518, 532
Alprazolam	194, 636, 639-640	Benz[a]anthracene-7,12-dione	540
Ametryn	518, 525-526	Benzaldehyde	558-559, 563, 612
2-Aminoazotoluene	629	Benzaldehyde, 3 methoxy	554
2-Amino-1-butanol	606	1,2-Benzanthracene	540
2-Amino-ethanol	606	Benzene	501, 515, 517, 544-546, 548-549, 553, 576-577, 586-589, 593, 596-597, 599, 601, 604, 614-616, 623-626, 632, 635, 649-651
Aminoethylethanolamine	611	Benzene-d6	597
n-(2-Aminoethyl) piperazine	611	Benzene ethanol	558-560
2-Aminonaphthalene	629	Benzydine	538, 629
1-Amino-4-nitronaphthalene	540	Benzo[a]anthracene	503, 538
5-Amino-1-pentanol	606	Benzocaine	643
1-Amino-2-propaol	606	Benzo[b]fluoranthene	503, 505, 518, 532, 538, 542
Amitriptyline	642	Benzo[j]fluoranthene	505
Amobarbital	637, 641	Benzo[k]fluoranthene	503, 505, 518, 532, 538, 540
Amphetamine	636, 639, 642	Benzo[b]fluoroanthene	540
Amyl acetate	554, 569, 617-618	Benzo[c]fluorene	505
Amyl alcohol	554	2,3-Benzofluorene	540
n-Amyl alcohol	568	Benzo[g,h,i]perylene	503, 505, 518, 532, 538, 540
Amyl butyrate	569	Benzo[a]pyrene	503, 518, 532, 538, 540
Amyl cinnamic alcohol	561	Benzo[e]pyrene	540
Amyl cinnamyl alcohol	563	Benzoic acid	538
Amyl cinnamyl aldehyde	561	Benzonitrile	610, 626-627
n-Amyl mercaptan	592	Benzophenone	558-559
		5,6-Benzoquinoline	540
		Benzothiophene	593
		Benzphetamine	636, 641
		Benz[a]pyrene	505
		Benzyl acetate	558-560, 566, 617-618
		Benzyl alcohol	538, 558-559, 561, 563, 602, 605
		Benzylamine	609-610
		Benzyl benzoate	539, 558-561, 563, 566, 569
		Benzyl butyl phthalate	518
		Benzyl chloride	515, 544, 553
		Benzyl cinnamate	561, 563
		Benzyl ether	619
		n-Benzylmethylamine	610
		Benzyl salicylate	558, 560-561, 563, 566
		α -Bergamotene	556
		trans- α -Bergamotene	564
		α -BHC	506, 508, 511, 513-514, 518, 520-525, 529-530
		β -BHC	506, 508, 511, 513-514, 518, 520-525, 529-530
		δ -BHC	506, 508, 511, 513-514, 518, 520-525, 529-530
		γ -BHC	506, 508, 511, 513-514, 518, 520-525, 529-530
		BHEB	633
		BHT	561, 567, 633
		Bifenthrin	519
		Bioallethrin	519
		Biphenyl	540
		β -Bisabolene	559, 564, 566
		α -Bisabolol	556
		Borneol	556, 558-560, 567
		Borneol acetate	556
		Bornyl acetate	557-558
		α -Bourbonene	555
		β -Bourbonene	555, 565
		BPE (PB)	536
		Bromacil	518-519, 525-527
		Bromazepam	636, 640
		Bromoacetic acid	543
		Bromoacetone	515
		4-Bromoaniline	610, 629
		Bromobenzene	515, 517, 544-546, 548, 614-615
		2-Bromobiphenyl	529-530
		Bromochloroacetic acid	543
		Bromochloroacetonitrile	509, 547
		Bromochlorodifluoromethane	527
		Bromochloromethane	515, 517, 544-546, 548-550, 553, 622
		Bromodichloroacetic acid	543
		Bromodichloromethane	507, 509, 515, 517, 544-548, 553, 622
		2-Bromo-4,6-dinitroaniline	629
		Bromoethane (ethyl bromide)	553, 622
		Bromofluorobenzene	545
		4-Bromofluorobenzene	515, 517, 550, 548-549, 553
		Bromoform	507, 509, 515, 517, 544-548, 553, 622
		Bromofos	575
		Bromomethane	515, 517, 544-546, 548-549, 553
		1-Bromo-2-nitrobenzene	508, 529-530
		Bromopheniramine	641, 644
		4-Bromophenyl-phenylether	538
		3-Bromopyridine	610
		Bromotrifluoromethane	527
		Buclizine	644
		Bufotenine	646
		Butabarbital	637, 641
		Butacaine	643
		Butachlor	518, 520, 525-526

1,2-Butadiene	586-587, 634	Butyl ethyl ether	619	Cetearyl octanoate	558-559	
1,3-Butadiene	553, 584-591, 634	Butyl heptanoate	618	Chloral hydrate	509, 547	
Butalbitol	637	1-Butyl mercaptan	592	Chloramben	512	
Butanal	611	n-Butyl mercaptan	592	Chlorcyclizine	641, 644	
1,3-Butandiol	619, 622	tert-Butyl mercaptan	581, 592	α -Chlordane	506, 508, 511, 513-514, 518, 520-524, 529-530	
1,4-Butandiol	619	sec-Butyl methacrylate	628	γ -Chlordane	506, 508, 511, 513-514, 518, 520-524, 529-530	
2,3-Butandiol	619	Butyl methyl ether	619	Chlordiazepoxide	636	
Butane	599, 601	tert-Butyl methyl ether (MTBE)	553	Chloroacetic acid	543	
iso-Butane	583, 590-591	Butyl propionate	618, 627-628	Chloroacetonitrile	515, 517, 548	
n-Butane	577, 580, 583-590, 596, 634	4-tert-Butyltoluene	614-615	2-Chloroaniline	610, 629	
n-Butane/cis-2-butene	591	Butyl valerate	618	3-Chloroaniline	610, 629	
1,3-Butanediol	620	2-Butyne (dimethylacetylene)	586-587	4-Chloroaniline	538, 610, 629	
1,4-Butanediol	620	1-Butyne (ethylacetylene)	586-587	Chlorobenzene	515, 517, 544-546, 548-549, 553, 604, 614-615, 623, 625, 651	
2,3-Butanediol	620	2-sec-Butyl-4,6-dinitrophenol (dionseb)	542, 543	Chlorobenzene-d5	550, 553, 549	
2,3-Butanedione (VDK)	554	Butyraldehyde	600, 612	Chlorobenzilate	508, 511, 518, 520-521, 524, 529-530	
2,3-Butanedione (diacetyl)	558-559	Butyric acid	570, 607-608, 611	4-Chlorobenzonitrile	610	
1-Butanethiol	578-579, 581, 591	iso-Butyric acid	611	2-Chlorobiphenyl	518	
Butanol	626-628	n-Butyric acid	509	1-Chlorobutane	515, 517, 548, 603, 622, 649-650	
1-Butanol	515, 554, 595, 600, 602, 605-606, 625, 649-650	Butyric acid methyl ester	572, 573	2-Chlorobutane	649-650	
2-Butanol	554, 635, 639	C			Chlorodibromoacetic acid	543
iso-Butanol	606	Cadinene	564	1-Chloro-1,1-difluoroethane	527	
n-Butanol	568, 624, 650	δ -Cadinene	557-559, 566	Chlorodifluoromethane	527	
sec-Butanol	568, 595, 602, 605, 624, 650	γ -Cadinene	556-557	2-Chloro-4,6-dinitroaniline	629	
tert-Butanol	595, 602, 605, 624, 650	Caffeine	636, 640-641, 647	Chloroethane	515, 517, 527, 544-546, 548-549, 553	
2-Butanone (MEK)	515, 517, 548, 550, 553, 600, 612, 626, 639	Camphene	556, 558-559, 560, 564, 567	2-Chloroethanol	515, 631	
2-Butanthiol	581	Camphor	556, 558-559, 597	bis(2-Chloroethoxy) methane	538	
Butene	617	Capric acid methyl ester	561, 572, 573	bis(2-Chloroethyl) ether	538	
Butene-1	584, 586-587	Caproic acid methyl ester	561, 572, 570, 573, 607	2-Chloroethyl vinyl ether	544	
1-Butene	584-585, 588-591, 617, 634	Caprylic acid methyl ester	561, 572, 573	1-Chloro-3-fluorobenzene	517, 544, 548	
cis-2-Butene	584-590	Captafol	508, 529-530	Chloroform	507, 509, 515, 517, 544-549, 553, 603, 622, 624, 635, 649-650	
trans-2-Butene	584-591	Captan	524, 529-530	1-Chlorohexane	515, 603, 622	
1-Butene/methyl acetylene	590	d-Carane	557	1-Chloro isooctane	623	
3-Buten-1-ol	602, 605	Carbamazepine	640, 643	3-Chloro isooctane	623	
2-Buten-1-ol (crotyl alcohol)	602, 605	Carbazole	538, 540	4-Chloro isooctane	623	
Butethal	637	Carbepoxide 10/11	644	bis(2-Chloroisopropyl) ether	538, 544	
Butylpentytin	537	Carbinoxamine	644	Chloromethane	515, 517, 527, 544-546, 548-549, 553	
2-Butoxyethanol	602, 605	Carbon dioxide	549, 552, 577, 583, 601, 605	4-Chloro-2-methylaniline	629	
bis(2-n-Butoxyethyl) phthalate	539	CO/air	552, 601	4-Chloromethyl 2,2'-dimethyl pentane	623	
Butyl acetate	617-618, 627-628	Carbon disulfide	517, 546, 548, 550, 553, 578, 579, 591	2-Chloro-5-methylphenol	541	
n-Butyl acetate	625	Carbon monoxide	582	4-Chloro-2-methylphenol	541	
sec-Butyl acetate	617-618	Carbon tetrachloride	507, 509, 515, 517, 544-549, 553, 603, 622, 635, 649-651	4-Chloro-3-methylphenol	528, 538, 541-543, 604	
n-Butylbenzene	517, 544, 546, 548, 576, 593, 597, 604, 632	Carbonyl sulfide (COS)	550, 577-579, 581, 591, 605, 634	2-Chloronaphthalene	538	
tert-Butyl acetate	617-618	Carbophenothion	524, 562	Chloroneb	508, 511, 518, 520-521, 524, 529-530	
Butyl acrylate	627-628	Carboxin	518, 525-526	2-Chloro-4-nitroaniline	629	
n-Butyl acrylate	628	tau-Cardinol	556	4-Chloro-2-nitroaniline	629	
n-Butyl alcohol	581, 625	3-Carene	556	1-Chloro-4-nitrobenzene	614-615	
s-Butyl alcohol	581	Carfentanyl	645	4-Chloro-3-nitrobenzotrifluoride	529-530	
sec-Butyl alcohol	624-625, 649-650	Carvacrol	560	Chloropentafluoroethane	527	
tert-Butyl alcohol	515, 581, 625, 649-650	cis-Carveol	563, 565	2-Chlorophenol	502, 528, 538, 541-543, 604, 630	
Butyl aldehyde	554, 581	trans-Carveol	555, 563, 565	3-Chlorophenol	502	
Butylate	518, 525	Carvone	565	4-Chlorophenol	502, 541	
Butylbenzene	515, 577, 608, 614-615	l-Carvone	555	4-Chlorophenyl-phenyl ether	538	
s-Butylbenzene	576, 593	Carvone phenylethyl acetate	558	Chloropicrin	509, 547	
sec-Butylbenzene	515, 517, 544-546, 548, 577, 593, 604, 614-615	cis-Caryyl acetate	555, 565	Chloroprene	544	
tert-Butylbenzene	515, 517, 544-546, 548, 576, 593, 601, 604, 614-615	Caryophyllene	556	2-Chloropropane	544	
Butyl benzyl phthalate	538, 539	α -Caryophyllene	566	2-Chloropropene	594	
Butyl caproate	618	β -Caryophyllene	555, 557-559, 564-566	3-Chloropropene (allyl chloride)	553, 603, 622	
Butyl cellosolve	625	Caryophyllene oxide	556	3-Chloropropionitrile	515	
Butyl cellosolve acetate	625	Celestolide	558	Chloropropylate	508, 529-530	
Butylene	601	Cellosolve acetate	625			
Butyl ether	619	Cetearyl decanoate	558-559			

Chloropyrifos.....	575	Cyclizine.....	644	Diacetylmorphone (heroin).....	194, 637, 639-641, 647
4-Chlorostyrene.....	614-615	Cycloate.....	518, 525	Di-allate A.....	529-530
2-Chloro-1,1,1,2-tetrafluoroethane.....	527	Cyclohexane.....	553, 576-577, 588-589, 593, 623-624, 626, 635, 639, 650-651	Di-allate B.....	529-530
Chlorothalonil.....	508, 511, 518, 520-521, 529-530, 542	Cyclohexanol.....	602, 605-606	2,4-Diaminoanisole.....	629
2-Chlorotoluene.....	515, 517, 544-546, 548, 604, 614-615	Cyclohexanone.....	612	2,4-Diaminotoluene.....	629
3-Chlorotoluene.....	546, 604, 614-615	2-Cyclohexyl-4,6-dinitrophenol.....	541	3,4-Diaminotoluene.....	610
4-Chlorotoluene.....	515, 517, 544, 546, 548, 604, 614-615, 623	Cyclohexyl methacrylate.....	628	Diamyl phthalate.....	539
Chlorotrifluoromethane.....	527	Cyclopenta[c,d]pyrene.....	505	Diazepam.....	636, 639-642
Chlorpheniramine.....	641, 644	Cyclopentane.....	588-589, 596, 601	Diazinon.....	518, 525, 531, 562
Chlorpropham.....	518, 525	Cyclopentanol.....	602, 605	Dibenz[a,h]anthracene.....	503, 505, 518, 532, 538
Chlorprothixene.....	644	Cyclopentanone.....	612	1,2,3,4-Dibenzanthracene.....	540
Chlorpyrifos.....	524, 526, 531, 562	Cyclopentene.....	588-589	1,2,5,6-Dibenzanthracene.....	540
4-Chlortestosterone-17-acetate (clostebol).....	648	1-Cyclopentene.....	596	Dibenzo[a,e]pyrene.....	505
5- α -Cholestane.....	648	Cyclopentylbarbital.....	637	Dibenzo[a,h]pyrene.....	505
Cholesterol.....	648	Cyclopropane.....	584-587	Dibenzo[a,i]pyrene.....	505
Chrysene.....	503, 505, 518, 532, 538, 540	Cyheptamide.....	642	Dibenzo[a,l]pyrene.....	505
Chrysene-d12.....	518-519, 538, 542	o-Cymene.....	556	Dibenzofuran.....	538, 540
1,8-Cineol.....	555, 558-559, 565	p-Cymene.....	558, 559, 567	Dibenzo-p-dioxin.....	540
Cineole.....	560	r-Cymene.....	555, 564-565	Dibenzothioephene.....	540
Cinerin I.....	536			Dibenzyl ether.....	558-559
Cinerin II.....	536	D		Dibenzyl phthalate.....	539
Cinnamaldehyde.....	561, 563	2,4-D.....	512	Diborane.....	633
trans-Cinnamaldehyde.....	560	Dalapon.....	512, 543	Dibromoacetic acid.....	543
Cinnamic alcohol.....	563	2,4-DB.....	512	Dibromoacetone.....	509, 547
Cinnamyl acetate.....	563, 566	4,4'-DDD.....	506, 508, 511, 513, 514, 520-521, 525, 529	1,2-Dibromobenzene.....	549
trans-Cinnamyl acetate.....	566	o,p'-DDD.....	524, 575	4,4'-Dibromobiphenyl.....	511
Cinnamyl alcohol.....	561	p,p'-DDD.....	518, 521-524, 529-530, 575	Dibromochloromethane.....	507, 509, 515, 517, 544-548, 553
Cinnamyl cinnamate.....	558-559	4,4'-DDE.....	506, 508, 511, 513, 514, 520-521, 525, 529	1,2-Dibromo-3-chloropropane (DBCP).....	507-509, 515, 517, 529-530, 544-548, 603, 622
Cinnamyl phenyl acetate.....	558-559	p,p'-DDE.....	518, 521-524, 529-530, 575	1,2-Dibromoethane (EDB).....	507, 509, 515, 517, 544, 546-549, 553, 603, 622
Cinnanzine.....	644	o,p'-DDE.....	524, 575	Dibromofluoromethane.....	515
Citral.....	563	4,4'-DDT.....	506, 508, 511, 513, 514, 520-521, 525, 528, 529, 542	Dibromomethane.....	515, 517, 544-546, 548, 622
Citronellal.....	558, 564	o,p'-DDT.....	524	1,2-Dibromomethane.....	545
Citronellic acid.....	509	p,p'-DDT.....	518, 521-524, 529-530, 575	α , α -Dibromo-m-xylene.....	529-530
Citronellol.....	557-561, 563, 569	Decabromobiphenyl ether (decaBDE).....	502	2,6-Dibromo-4-nitroaniline.....	629
Citronellyl acetate.....	558-559	Decachlorobiphenyl.....	506, 508, 513-514, 520-524, 534	4,4'-Dibromooctafluorobiphenyl.....	512
Citronellyl formate.....	557-558	Decanal.....	564, 611	2,4-Dibromophenol.....	541
Citronellyl propionate.....	558	1,10-Decandiol.....	619	1,2-Dibromopropane.....	547
Citronellyl tiglate.....	558-559	Decane.....	249, 251-252, 503, 576, 593, 599, 623	2,3-Dibromopropionic acid.....	543
cis-Citronellyl tiglate.....	563	n-Decane.....	249, 260, 532, 577, 596-597	1,2-Dibromo-1,1,2,2-tetrafluoroethane.....	527
trans-Citronellyl tiglate.....	563	1,10-Decanediol.....	619, 620, 622	Dibucaine.....	643
Clemizole.....	644	Decanoic acid.....	570, 611	Dibutyl chlorendate.....	529-530
Clobazam.....	640	Decanol.....	567	tert-Dibutyl disulfide.....	592
Clonazam.....	636	1-Decanol.....	602, 605	Dibutyl ether.....	627-628
Clonazepam.....	194, 636, 639-640	n-Decylamine.....	609-610	Dibutylpentyltin.....	537
Cocaine.....	639-642, 647	DEF.....	518	Dicamba.....	512
Codeine.....	637, 639, 641-642, 647	1-Dehydro-17-a-methyltestosterone (methandrostenolone).....	648	Dichlobenil.....	526
Commamyl acetate.....	560	Dehydroisoandrosterone (prasterone).....	648	Dichlone.....	508
α -Copaene.....	555, 558-559, 566	1-Dehydrotestosterone acetate.....	648	Dichloroacetic acid.....	543
Coprostane (5- β -cholestane).....	648	1-Dehydrotestosterone benzoate.....	648	Dichloroacetone.....	509, 547
Cotinine.....	642	1-Dehydrotestosterone (boldenone).....	648	3,4-Dichloroaniline.....	610, 629
Coumarin.....	560-561, 563	1-Dehydrotestosterone undecylenate.....	648	1,2-Dichlorobenzene.....	515, 517, 538, 544-546, 548-549, 553, 604, 614-615, 623
2-Cresol.....	630	Delorazepam.....	640	1,3-Dichlorobenzene.....	256, 258, 515, 517, 538, 544-546, 548-549, 553, 604, 614-615, 623
3-Cresol.....	630	Demoxepam.....	636, 640	1,4-Dichlorobenzene.....	256, 258, 515, 517, 538, 544-546, 548-549, 553, 604, 614-615, 623
4-Cresol.....	630	n-Des.....	644	1,4-Dichlorobenzene-d4.....	515, 538, 542
m-Cresol.....	542-543, 630	Desalkyl aurazepam.....	636	3,3'-Dichlorobenzidine.....	538, 542, 629
o-Cresol.....	542-543, 630	Desipramine.....	640	3,5-Dichlorobenzoic acid.....	512
p-Cresol.....	542-543, 630	Desmethyldiazepam.....	640	2,3-Dichlorobiphenyl.....	518
Crotonaldehyde.....	515, 612	n-Desmethyl methsuximide.....	643		
Cumene.....	576, 593, 616, 623, 632	Dextromethorphan.....	637		
Cumic aldehyde.....	556	Diacetone alcohol.....	625		
Cyanazine.....	511, 518, 520, 526	Diacetyl.....	568		
2-Cyanopyridine.....	610				
3-Cyanopyridine.....	610				

p,p'-Dichlorobiphenyl.....	524	Diethylbenzene isomer.....	593	Dimethyl phthalate.....	518, 538, 539
cis-Dichlorobutene.....	515	Diethyl disulfide.....	578	Dimethyl sulfide.....	550, 578-579, 581, 591-592, 626
cis-1,4-Dichlorobutene.....	544	Diethylene glycol.....	620-621	Dimethyl sulfoxide (DMSO).....	626-627, 639, 649-650
trans-Dichlorobutene.....	515	Diethylene glycol monobutyl ether.....	619, 620	Dimethyl tetrachloroterephthalate	
trans-1,4-Dichloro-2-butene.....	517, 548, 603, 622	Diethylene glycol monoethyl ether.....	619, 620	(DCPA).....	508, 511-512, 518, 520-521, 524, 526, 529-530
Dichlorodifluoromethane.....	515, 517, 527, 544, 546, 548, 549, 553	Diethylenetriamine.....	611	Dimethyltryptamine.....	646
Dichlorodimethyl silane.....	633	Diethyl ether.....	517, 548, 581, 600, 626, 632, 635, 649-650	Di-n-butyl phthalate.....	518, 538, 539
Dichloroethane-d4.....	515	1,2-Diethyl-4-ethylbenzene.....	596	2,4-Dinitroaniline.....	629
1,1-Dichloroethane.....	515, 517, 544-549, 553, 603, 622	1,3-Diethyl-5-ethylbenzene.....	596	2,2'-Dinitrobiphenyl.....	540
1,2-Dichloroethane.....	515, 517, 544, 546-549, 553, 603, 622, 635, 651	Diethyl formamide (DEF).....	518	2,7-Dinitrofluorene.....	540
cis-1,2-Dichloroethane.....	651	Diethyl phthalate.....	518, 538-539, 560	4,6,-Dinitro-2-methyl phenol.....	538, 542
trans-1,2-Dichloroethane.....	651	Diethyl sulfide.....	578, 581	1,3-Dinitronaphthalene.....	540
1,1-Dichloroethene.....	515, 517, 544-546, 548-549, 553, 603, 622, 651	Diethyltryptamine.....	646	1,5-Dinitronaphthalene.....	540
cis-1,2-Dichloroethene.....	515, 517, 544, 546, 548-549, 553	1,4-Difluorobenzene.....	550, 517, 548-549, 553	2,4-Dinitrophenol.....	528, 538, 541-543, 604, 630
trans-1,2-Dichloroethene.....	515, 517, 544-546, 548, 553, 622	1,1-Difluoroethane.....	527	2,5-Dinitrophenol.....	541
1,1-Dichloroethylene.....	547, 635	Difolatan.....	526	2,4-Dinitrotoluene.....	518, 538, 542
cis-1,2-Dichloroethylene.....	635	Diglyme.....	619, 620	2,6-Dinitrotoluene.....	518, 538
trans-1,2-Dichloroethylene.....	635	Dihexyl phthalate.....	539	Di-n-octyl phthalate.....	538, 539
1,1-Dichloro-1-fluoroethane.....	527	9,10-Dihydroanthracene.....	540	Dinonyl phthalate.....	539
Dichlorofluoromethane.....	527, 545	trans-Dihydro carveol acetate.....	555	Dinoseb.....	512, 541
Dichloromethane.....	527, 546, 626, 633, 635, 651	Dihydro carveone.....	555, 565	1,3-Dioxalane.....	619
Dichloromethyl silane.....	633	trans-Dihydro carvyl.....	565	1,4-Dioxane.....	515, 553, 576, 593, 619, 624-626, 635, 650-651
2,6-Dichloro-4-nitroaniline.....	629	Dihydrocodeine.....	637	Diphenamid.....	518, 525-526
2,3-Dichlorophenol.....	502, 541	Dihydropentaborane.....	633	Diphenhydramine.....	644
2,4-Dichlorophenol.....	502, 528, 538, 541-543, 604, 630	Diisobutyl phthalate.....	539	Diphenylaniline.....	610
2,5-Dichlorophenol.....	502, 541	Diisopropylamine.....	610	9,10-Diphenylanthracene.....	540
2,6-Dichlorophenol.....	502, 541-543	1,3-Diisopropylbenzene.....	604, 614-615	Diphenyl isophthalate.....	539
3,4-Dichlorophenol.....	502, 541	1,4-Diisopropylbenzene.....	604, 614-615	Diphenyl oxide.....	558-559
3,5-Dichlorophenol.....	502, 541	Diisopropyl ether (DIPE).....	515, 581, 595, 600	Diphenyl phthalate.....	539
Dichloroprop.....	512	Dimenhydrinate.....	641, 644	Diphenyl pyraline.....	644
1,1-Dichloropropane.....	622	Dimethoate.....	519, 531, 562	Diphenyl sulfide.....	578
1,2-Dichloropropane.....	515, 517, 544-546, 548-549, 553, 603, 622	3,3'-Dimethoxybenzidine.....	629	Dipropylene glycol.....	619-620
1,3-Dichloropropane.....	515, 517, 544, 546, 548, 622	1,2-Dimethoxyethane.....	595, 639	Dipropyl ether.....	600
2,2-Dichloropropane.....	515, 517, 544-546, 548, 622	Dimethoxyethane (DME).....	595	Disulfoton.....	518, 525
1,3-Dichloro-2-propanol.....	515	n,n-Dimethylacetamide.....	625, 639	Diuron.....	526
1,1-Dichloro-2-propanone.....	509, 517, 547-548	Dimethylamine.....	608	cis-13,16-Docosadienoic acid methyl ester.....	572, 573
1,1-Dichloropropene.....	515, 517, 544, 548	Dimethylamphetamine.....	636	cis-4,7,10,13,16,19-Docosahexaenoic	
1,1-Dichloro-1-propene.....	546	2,4-Dimethylaniline.....	610	acid methyl ester.....	572, 573
cis-1,2-Dichloropropene.....	603	2,6-Dimethylaniline.....	610, 629	Docusane.....	503
cis-1,3-Dichloropropene.....	515, 517, 544-546, 548-549, 553, 622	7,12-Dimethylbenz[a]anthracene.....	540	Dodecahydrotriphenylene.....	540
trans-1,2-Dichloropropene.....	603	1,2-Dimethylbenzene.....	560	γ-Dodecalactone.....	558-559
trans-1,3-Dichloropropene.....	515, 517, 544-546, 548-549, 553, 622	n,n-Dimethylbenzylamine.....	610	Dodecane.....	249, 251-252, 503, 576-577, 593, 623
Dichlorotetrafluoroethane.....	553	2,2-Dimethylbutane.....	588-589, 596, 599	n-Dodecane.....	249, 260, 582, 596-597
1,2-Dichloro-1,1,2,2-tetrafluoroethane.....	527, 549	2,3-Dimethylbutane.....	588-589, 596, 599	Dodecanoic acid.....	570
2,2-Dichloro-1,1,1-trifluoroethane.....	527	Dimethyl disulfide.....	578	Dodecanol.....	558-559
Dichlorvos.....	518, 525	Dimethyl ether (DME).....	581, 601	Dodecenal.....	564
Dicyclohexylamine.....	609-610	Dimethylformamide (DMF).....	624, 626-627, 650	n-Dotriacontane.....	597
Dicyclohexyl phthalate.....	539	n,n-Dimethylformamide.....	625-626, 639	Doxylamine.....	641, 644
Dieldrin.....	506, 508, 511, 513-514, 518, 520-525, 529-530, 575	2,6-Dimethylhept-5-enal (melonal).....	558, 559	Droperidol.....	646
Diethanolamine (DEA).....	606, 607	2,2-Dimethylhexane.....	517, 548, 599	Dursban (chlorpyrifos).....	518, 519
Diethylamine.....	610	1,3-Dimethyl-2-imidazolidinone (DMI).....	639		
n,n-Diethylaniline.....	610	2,6-Dimethylnaphthalene.....	540		
2,6-Diethylaniline.....	610	1,2-Dimethyl-2-nitrobenzene.....	519		
Diethylbenzene.....	593	1,3-Dimethyl-2-nitrobenzene.....	518, 542		
1,2-Diethylbenzene.....	576, 597	2,2-Dimethylpentane.....	596, 599		
1,3-Diethylbenzene.....	576, 596	2,3-Dimethylpentane.....	588-589, 596, 599		
1,4-Diethylbenzene.....	597	2,4-Dimethylpentane.....	588-589, 596, 599		
		Dimethylpentyltin.....	537		
		3,6-Dimethylphenanthrene.....	540		
		2,3-Dimethylphenol.....	541		
		2,4-Dimethylphenol.....	528, 538, 541-543, 604		
		2,5-Dimethylphenol.....	541		
		2,6-Dimethylphenol.....	541		
		3,4-Dimethylphenol.....	541		

E

cis-11,14-Eicosadienoic acid methyl ester.....	572, 573
Eicosane.....	503, 558
n-Eicosane.....	597
cis-5,8,11,14,17-Eicosapentaenoic	
acid methyl ester.....	572, 573
cis-11,14,17-Eicosatrienoic	
acid methyl ester.....	572, 573
cis-8,11,14-Eicosatrienoic acid methyl ester.....	572, 573
cis-11-Eicosenoic acid methyl ester.....	572, 573
Elaidic acid methyl ester.....	572, 573

Endosulfan I.....	506, 508, 511, 513-514, 518, 520-525, 529-530	Ethyl cellosolve.....	625	Farnesyl acetate.....	566
Endosulfan II.....	506, 508, 511, 513-514, 518, 520-525, 529-530	Ethyl decanoate.....	558-559	Fenamiphos.....	518-519, 525
α -Endosulfan.....	575	Ethyl dodecanoate.....	558-559	Fenarimol.....	518, 525
β -Endosulfan.....	575	Ethylene.....	577, 580, 584-585, 588-590, 601, 634	Fenchone.....	563
Endosulfan sulfate.....	506, 508, 511, 513-514, 518, 520-525, 529-530, 575	Ethylene/acetylene.....	591	Fenchyl acetate.....	558
Endrin.....	506, 508, 511, 513-514, 518, 520-525, 529-530, 542	Ethylenediamine.....	611	Fenitrothion.....	562, 575
Endrin aldehyde.....	506, 508, 511, 513-514, 518, 520-525, 528-530	Ethylene.....	595	Fentanyl.....	640, 645-646
Endrin ketone.....	506, 508, 513-514, 518, 521-524, 529-530	Ethylene glycol.....	602, 605, 619-622, 649-650	Fenthion.....	562
Ephedrine.....	636	Ethylene glycol monoacetate.....	607	Fenvalerate.....	519
Epiandrosterone (trans-androsterone).....	648	Ethylene glycol monobutyl ether.....	619-620	Florazone.....	558-559
Epichlorohydrin.....	515, 619	Ethylene glycol monoethyl ether.....	619-620	Flunitrazepam.....	194, 636, 639-640
EPTC.....	518, 525-526	Ethylene glycol monoformate.....	607	Fluoranthene.....	503, 532, 538, 540
Eptam.....	527	Ethylene glycol monomethyl ether.....	619-620	Fluorene.....	503, 518, 532, 538, 540, 542
Erucic acid methyl ester.....	572, 573	Ethylene glycol phenyl ether.....	622	Fluorobenzene.....	515, 517, 544, 545, 548, 614-615
Erythritol.....	569	Ethylene oxide.....	594, 605, 607, 631	2-Fluorobiphenyl.....	538
Esfenvalerate.....	519	Ethyl ether.....	515, 619, 624-625, 650	2-Fluorophenol.....	538
Estazolam.....	636	Ethyl formate.....	568, 607, 617-618, 624-625, 649-650	Flurazepam.....	640, 642
17- α -Estradiol.....	648	Ethyl heptanoate.....	558-559	Fluridone.....	518, 525-526
β -Estradiol.....	648	Ethyl hexadecanoate.....	558-559	Fonofos.....	526
Estrilol.....	648	Ethyl hexanoate.....	558-559	Formaldehyde.....	550, 553, 613
Estrone.....	648	2-Ethyl hexanoic acid.....	509	Formaldehyde-DNPH.....	613
Ethane.....	580, 583-585, 588-591, 596, 601, 634	2-Ethyl-1-hexanol.....	602, 605	Formaldehyde-PFBHA.....	614
Ethane/ethylene.....	580	Ethyl isovalerate.....	558-559	Formic acid.....	509, 570, 607
Ethanethiol.....	578	Ethyl mercaptan.....	579, 581, 591-592	Frambinone (raspberry ketone).....	558-559
Ethanol.....	515, 554, 568, 581, 595-596, 600, 602, 605, 623-628, 635, 638-639, 649-650	Ethyl methacrylate.....	515, 517, 548, 628	Fucitol.....	568
Ethanolamine.....	608	Ethyl methyl sulfide.....	578	Furan.....	619
Ethchlorvynol.....	646	Ethyl morphine.....	637	Furfural.....	558-559, 612
Ethinamate.....	646	Ethyl nonanoate.....	558-559	Furfuryl alcohol.....	602, 605
Ethoprop.....	518, 525-526	Ethyl octadecanoate.....	558-559		
Ethosuximide.....	643	Ethyl octanoate.....	558-559	G	
Ethotoin.....	644	Ethyl parathion.....	575	Galactitol.....	568-569
2-Ethoxyethanol.....	602, 605, 607, 635, 639	Ethyl pentadecanoate.....	559	Geranial.....	558-559, 564
bis(2-Ethoxyethyl) phthalate.....	539	Ethyl pentadecanoate nonadecane.....	558	Geranial acetate.....	566
2-Ethoxyethyl acetate.....	607, 617-618	Ethyl pentanoate.....	558-559	Geraniol.....	558-559, 560, 561, 563, 566, 569
2-Ethyl-1-hexanol.....	567	α -Ethylphenethyl alcohol.....	602, 605	cis-Geraniol.....	556
bis(2-Ethylhexyl) adipate.....	518	β -Ethylphenethyl alcohol.....	602, 605	trans-Geraniol.....	563
bis(2-Ethylhexyl) phthalate.....	518, 538-539	2-Ethylphenol.....	630	Geranyl acetate.....	556, 558-559, 564, 566
Ethyl acetate.....	515, 553-554, 558-559, 568-569, 617-618, 624-628, 635, 639, 649-650	4-Ethylphenol.....	630	Geranyl butyrate.....	559
Ethyl acetylene.....	634	Ethyl-3-phenyl oxiran carboxylate.....	569	Geranyl formate.....	558-559
Ethyl acrylate.....	617-618, 626-628	Ethyl propanoate.....	554	Geranyl-2-methyl valerate.....	558
Ethyl alcohol.....	607	Ethyl propionate.....	558-559, 617-618, 627-628	Geranyl tiglate.....	558-559
2-(Ethylamino)-ethanol.....	606	Ethyl tetradecanoate.....	558-559	Germacrene-d.....	555, 556, 565, 566
Ethyl and dimethyl thiophenes.....	593	4-Ethyltoluene.....	553	Gesatamine (atraton).....	518
Ethylbenzene.....	501, 515, 517, 544-546, 548-549, 553, 576-577, 588-589, 593-594, 596-597, 599, 601, 604, 614-616, 623, 625, 632, 639, 649-651	m-Ethyltoluene.....	576, 593	Glucitol.....	568
Ethylbenzene-d10.....	597	p-Ethyltoluene.....	576, 593	Glucuronic acid.....	569
Ethyl benzoate.....	569, 617-618	Ethyl undecanoate.....	558-559	Glucuronic acid-1,5-lactone.....	569
Ethyl butanoate.....	554	Ethyl valerate.....	618	Glutethimide.....	640, 646
2-Ethyl-1-butanol.....	606	Ethyl vinyl ether.....	619	Glycidol.....	602, 605
Ethyl t-butyl ether (ETBE).....	515, 546, 581, 595, 600, 625,	Etridiazole.....	508, 511, 520-521, 524	Glyme.....	620
Ethyl butyrate.....	558-559, 569, 618	Eucalyptol.....	556-557	Glyme (propylene glycol dimethyl ether).....	619, 620
Ethyl caprate.....	554	Eugenol.....	561, 563	GOAL.....	527
Ethyl caproate.....	618	iso-Eugenol.....	561	3,7-Guaiadiene.....	558
Ethyl caprylate.....	554	Evernyl.....	558	α -Gurjunene.....	566
		Eugenyl acetate.....	558-559		
		Eugenyl methyl ether.....	559		
				H	
		F		Halazepam.....	636, 640
		Farnesene.....	566	Haloperidol.....	646
		β -Farnesene.....	556	Halothane.....	632
		t- β -Farnesene.....	557	Helium.....	552
		trans- β -Farnesene.....	555, 565	Heneicosane.....	558
		Farnesol.....	563	Heneicosanoic acid methyl ester.....	572, 573
		Farnesol 1.....	563	1,7-Hepatanediol.....	620
		Farnesol acetate.....	566	Heptachlor.....	506, 508, 511, 513-514, 518, 520-525, 529-530
		Farnesol isomer.....	561		

M

β-Maaliene.....	557	3-Methyl-2-buten-1-ol.....	602, 605	Methyl 3-hydroxydodecanoate.....	571
Malathion.....	519, 531, 562, 575	2-Methyl-1-butene.....	596	Methyl 2-hydroxyhexadecanoate.....	571
Manitol.....	569	2-Methyl-2-butene.....	584, 588-589, 596	Methyl 2-hydroxytetradecanoate.....	571
Mannitol.....	568	3-Methyl-1-butene.....	586-589	Methyl 3-hydroxytetradecanoate.....	571
Meclizine.....	644	trans-2-Methyl-2-butenoic acid.....	608	Methyl isobutyl ketone.....	624-625
Medazepam.....	636, 640	2-Methylbutyl acetate.....	617-618	Methyl laurate.....	571
Menthofuran.....	557	2-Methylbutyl alcohol.....	558-559	Methyl mercaptan.....	550, 579, 581, 591-592
Menthol (MeOH).....	557, 560, 565, 577, 595	3-Methylbutyl alcohol.....	558-559	Methyl methacrylate.....	515, 517, 548, 627-628
Menthone.....	557-559	Methyl t-butyl ether (MTBE).....	515, 595, 639, 649-650	Methyl 14-methylhexadecanoate.....	571
Menthyl acetate.....	565	Methyl butyrate.....	558-559	Methyl 12-methyltetradecanoate.....	571
Meperidine.....	639, 642	2-Methyl butyric acid.....	608	Methyl monoethanolamine (MMEA).....	606
Mephobarbital.....	637	Methyl chavicol.....	561	Methyl myristate.....	571
Mepivacaine.....	643	3-Methylcholanthrene.....	540	1-Methylnaphthalene.....	540, 597
Meprobamate.....	641, 646	2-Methyl-4-chlorophenoxyacetic acid (MCPA).....	512	2-Methylnaphthalene.....	538, 540, 596-597
Merphos.....	518, 525	Methyl chlorophenoxypropionic acid (MCPP).....	512	2-Methyl-5-nitroaniline.....	629
Mescaline.....	646	5-Methylchrysene.....	505	Methyl nonadecanoate.....	571
Mesitylene.....	623	Methyl-cresol.....	558	Methyl octadecanoate.....	618
Mesterolone.....	648	Methyl-p-cresol.....	559	Methyl octine carbonate.....	561, 563
Methacrolein.....	612, 626-627	Methyl-r-cresol.....	566	Methyl oleate.....	571
Methacrylic acid.....	509	Methylcyclohexane.....	588-589, 599, 635, 639, 651	Methyl palmitate.....	571
Methacrylonitrile.....	515, 517, 548, 626-627	Methylcyclopentane.....	577, 588-589, 596, 599	Methyl palmitoleate.....	571
Methadone.....	639-640, 642	1-Methyl-1-cyclopentene.....	596	Methyl paraoxon.....	518
Methamidophos.....	531, 562	Methyl decanoate.....	618	Methyl parathion.....	575
Methamphetamine.....	636, 639, 642	Methyl-2,4-dichlorophenylacetate.....	512	Methyl pentadecanoate.....	571
Methane.....	552, 577, 580, 582-585, 588-591, 601, 626, 634-635	Methyl diethanolamine (MDEA).....	606	2-Methylpentane.....	588-589, 596, 599
Methanethiol.....	578	4-Methyl-2,5-dimethoxyamphetamine (STP).....	636	3-Methylpentane.....	501, 588-589, 596, 599, 623
Methanol.....	554, 568, 581-582, 595-596, 600-602, 605-606, 613, 623-624, 626-628, 635, 638-639, 649-651	2-Methyl-4,6-dinitrophenol.....	528, 541-543, 604	2-Methyl-2 pentanol.....	581
Methapyrilene.....	641, 644	Methyl dodecanoate.....	618	3-Methyl-3-pentanol.....	606
Methaqualone.....	640, 646	Methyl eicosenoate.....	618	4-Methyl-2-pentanol.....	602, 605-606
Methidathion.....	531, 562	Methyl elaidate.....	571	2-Methyl-3-pentanone.....	612
Methofuran.....	565	4,4'-Methylenedianiline.....	629	4-Methyl-2-pentanone (MIBK).....	517, 548, 553, 612
Methohexital.....	637	3,4-Methyl enedioxyamphetamine.....	642	2-Methyl-1-pentene.....	588-589, 596
Methone.....	565	3,4-Methyl enedioxyethylamphetamine.....	642	4-Methyl-1-pentene.....	588-589
Methoprene.....	536	3,4-Methyl enedioxyethamphetamine.....	642	bis(4-Methyl-2-pentyl) phthalate.....	539
Methoxychlor.....	506, 508, 511, 513-514, 518, 520-524, 529-530	Methyl ethyl ketone (2-butanone).....	649, 650	α-Methylphenyl alcohol.....	602
2-Methoxyethanol.....	602, 605, 626	Methyl isobutyl ketone (MIBK).....	639	2-Methylphenol.....	538, 541
bis(4-methoxyethyl) phthalate.....	539	α-Methyl ionone.....	560	3-Methylphenol.....	541
2-Methoxy-5-methylaniline.....	629	Methyl cis-9,10-methylene octadecanoate.....	571	4-Methylphenol.....	538, 541
1-Methoxy-2-propanol.....	639	Methyl cis-9,10-methyl hexadecanoate.....	571	5-Methyl-5-phenylhydantoin.....	643
Methsuximide.....	643	Methylene chloride.....	515, 517, 544-545, 548-549, 553, 603, 622, 624-625, 639, 649-650	2-Methyl-1-propanethiol.....	578-579, 581, 591
Methyl acetate.....	617-618, 627-628, 635	Methylenedioxyamphetamine (MDA).....	636, 639	2-Methyl-2-propanethiol.....	578-579, 591
Methyl acetylene.....	591	Methylenedioxyethylamphetamine (MDE).....	636, 639	2-Methyl-1-propanol (isobutanol).....	600
Methyl acrylate.....	515, 517, 548, 627-628	Methylenedioxyethamphetamine (MDMA).....	636, 639	2-Methyl-2-propanol (tert-butanol).....	600, 639
Methyl alcohol.....	625	Methyl ephedrine.....	636	Methyl propionate.....	617-618, 627-628
Methylamine.....	608	1-Methyl-2-ethylbenzene.....	597	1-Methyl-1-propnaethiol.....	579, 591
4-Methylaminorex.....	646	1-Methyl-3-ethylbenzene.....	597	1-Methyl-3-propylbenzene.....	596
r-Methylansiole.....	566	1-Methyl-4-ethylbenzene.....	597	1-Methyl-1-propyl mercaptan.....	592
2-Methylanthracene.....	540	Methyl ethyl ketone (MEK).....	581, 624-625, 650	2-Methyl-1-propyl mercaptan.....	592
9-Methylanthracene.....	540	Methyl ethyl sulfide.....	581	1-Methyl-2-pyrrolidine.....	610
Methyl arachidate.....	571	Methyl eugenol.....	561	1-Methyl-2-pyrrolidinone.....	626-627
Methyl benzoate.....	558-559, 566, 617-618	2-Methylfluoranthene.....	540	n-Methylpyrrolidone.....	639
5-Methylbenzo[b]thiophene.....	578	Methyl formate.....	617-618	Methyl stearate.....	571
3-Methylbenzothiophene.....	578	Methyl γ ionone.....	561	α-Methylstyrene.....	576, 593, 614-616
2-Methyl butanal.....	611	3-0-Methylglucose 1.....	569	4-Methylstyrene.....	614-615
2-Methylbutane.....	599	3-0-Methylglucose 2.....	569	Methyl sulfide.....	634
2-Methyl-1-butanol.....	568, 602, 605, 611	Methyl heptadecanoate.....	571	Methyl tert-butyl ether (MTBE).....	517, 546, 548, 581-582, 597, 600, 619, 623
2-Methyl-2-butanol.....	602, 605	2-Methylheptane.....	577, 588-589, 596	17α-Methyltestosterone.....	648
3-Methyl-1-butanol.....	568, 602, 605, 625, 635	3-Methylheptane.....	588-589, 596	Methyl tetradecanoate.....	618
3-Methyl-2-butanone.....	612, 635	4-Methylheptane.....	577	2-Methylthiophene.....	578
2-Methyl-3-buten-2-ol.....	602, 605	Methyl heptine carbonate.....	561, 563	3-Methylthiophene.....	578
		Methyl hexadecanoate.....	618	Methyl thiophenes.....	593
		2-Methylhexane.....	588-589, 599	Methyl tridecanoate.....	571
		3-Methylhexane.....	588-589, 599	Methyltripentyltin.....	537
		Methyl 2-hydroxydecanoate.....	571		
		Methyl 2-hydroxydodecanoate.....	571		

Methyl undecanoate.....571
 Metolachlor.....511, 518, 520, 525-526
 Metribuzin.....511, 518, 520, 525-526
 Mevinphos.....518, 525, 531, 542
 MGK-264.....518, 525
 Endo-MGK.....264, 536
 Exo-MGK.....264, 536
 Mirex.....508, 519, 524, 529-530
 Molinate.....518, 525-526
 6-Monoacetylmorphine.....637
 Mono ethylene glycol.....606
 Mono-ethanolamine (MEA).....607
 Monuron.....526
 Morphine.....637, 641, 647
 Musk T (ethylene brassylate).....558-559
 Musk ketone.....560
 Musk xylene.....560
 Myrcene.....555, 558-560, 564-565
 β-Myrcene.....556-557
 Myristic acid methyl ester.....572, 573
 Myristoleic acid methyl ester.....572, 573

N

Naled.....531
 Naphthalene.....249, 251-252, 501, 503, 515,
 517, 532, 538, 540, 542,
 544-546, 548, 577, 596-597, 623
 Naphthalene-d8.....538, 597
 1-Naphthol.....630
 Napropamide.....518, 525-526
 Nefopam.....643
 Neomenthol.....560, 565
 Neon.....552, 582
 Neral.....558-559, 563-564
 Nerol.....557
 Nerol acetate.....556
 cis-Nerolidol.....558
 trans-Nerolidol.....558
 Nervonic acid methyl ester.....572, 573
 Neryl acetate.....558-559, 564
 Nicotinamine.....636
 Nicotine.....639-641, 647
 Nitrazepam.....194, 636, 639
 2-Nitroaniline.....538, 610, 629
 3-Nitroaniline.....538, 610, 629
 4-Nitroaniline.....538, 610, 629
 Nitrobenzene.....515, 517, 538, 548, 614-615
 Nitrobenzene-d5.....538
 2-Nitrobiphenyl.....540
 3-Nitrobiphenyl.....540
 4-Nitrobiphenyl.....540
 Nitrofen.....508
 Nitrogen.....552, 582, 605, 632
 Nitromethane.....635
 1-Nitronaphthalene.....540
 2-Nitronaphthalene.....540
 Nitrophen.....519
 2-Nitrophenol.....528, 538, 541-543, 604, 630
 3-Nitrophenol.....541
 4-Nitrophenol.....512, 528, 538, 541-543, 604
 2-Nitropropane.....515, 517, 548
 n-Nitrosodimethylamine.....538, 542
 n-Nitrosodiphenylamine.....538
 n-Nitroso-di-n-propylamine.....538
 2-Nitrotoluene.....604, 614-615

3-Nitrotoluene.....604, 614-615
 4-Nitrotoluene.....604, 614-615
 trans-Nonachlor.....508, 518, 529-530
 Nonadecane.....559
 Nonadec-1-ene.....558-559
 Nonanal.....564
 γ-Nonalactone.....558-559
 1,9-Nonanediol.....619
 Nonane.....576, 593, 599, 601, 623
 n-Nonane.....532, 577, 588-589, 596-597
 1,9-Nonanediol.....620, 622
 Nonanol.....567
 1-Nonanol.....602, 605
 Nonyl aldehyde.....612
 Nonylamine.....608
 n-Nonylamine.....609-610
 Nootkatone.....564
 Norcodeine.....637
 Nordazepam.....636
 Norethandrolone.....648
 Norflurazon.....518-519, 525-526
 Normorphine.....637
 19-Nortestosterone (nandrolone).....648
 19-Nortestosterone-17-decanoate.....648
 19-Nortestosterone-17-propionate.....648

O

cis-Ocimene.....555, 565
 trans-Ocimene.....555
 β-cis-Ocimene.....556
 β-trans-Ocimene.....556
 Octacosane.....503
 n-Octacosane.....597
 2,2',3,3',4,5',6,6'-Octachlorobiphenyl.....518
 1,2,3,4,6,7,8,9-Octachlorodibenzodioxin.....504
 1,2,3,4,6,7,8,9-Octachlorodibenzofurans.....504
 Octadecane.....503, 536
 n-Octadecane.....597
 Octadecanoic acid.....570
 Octanal.....554, 564, 611
 1,8-Octanediol.....619
 Octane.....576, 593, 599, 601, 623
 isooctane.....501
 n-Octane.....532, 577, 588-589, 596-597
 1,8-Octanediol.....620
 Octanoic acid.....570, 611
 Octanol.....558-559, 564, 567
 1-Octanol.....602, 605
 3-Octanol.....555, 565
 3-Octanone.....532, 556
 1-Octene.....532
 1-Octen-3-ol.....556, 565
 Octen-1-ol acetate.....556
 Octyl acetate.....558-559
 3-Octyl acetate.....555, 565
 Octyl aldehyde.....612
 n-Octylamine.....609-610
 n-Octyl mercaptan.....592
 Oleic acid methyl ester.....572, 573
 Omethoate.....562
 Ordram.....527
 Oxadiazon.....527
 Oxazepam.....636, 639-640
 Oxazopam.....636
 Oxychlordane.....519

Oxycodone.....194, 639
 Oxydemeton-methyl.....531
 4,4'-Oxydianiline.....629
 Oxygen.....552, 582
 Oxymetholone.....648
 Oxymorphone.....641

P

Paarlan.....527
 Palmitic acid methyl ester.....572, 573
 Palmitoleic acid methyl ester.....572, 573
 Paraldehyde.....515
 Parathion.....519, 562
 Parathion-methyl.....562
 Pebulate.....525-526
 Pentaborane.....633
 2,2',3,4,4'-Pentabromodiphenyl ether.....502
 2,2',4,4',5-Pentabromodiphenyl ether.....502
 2,2',4,4',6-Pentabromodiphenyl ether.....502
 Pentachlorobenzene.....614-615
 2,2',3',4,6-Pentachlorobiphenyl.....518
 1,2,3,7,8-Pentachlorodibenzofuran.....504
 2,3,4,7,8-Pentachlorodibenzofuran.....504
 Pentachloroethane.....515, 517, 548, 603, 622
 Pentachloronitrobenzene.....508, 511, 524, 529-530
 Pentachlorophenol.....512, 518, 528, 538, 541-543, 604
 n-Pentadecane.....249, 582, 597
 Pentadecanoic acid methyl ester.....572, 573
 cis-10-Pentadecenoic acid methyl ester.....572, 573
 cis-1,3-Pentadiene.....586-587
 trans-1,3-Pentadiene.....586-587
 Pentafluorobenzene.....515, 517, 548
 Pentafluoroethane.....527
 Pentamethylbenzene.....597
 Pentamethyl disiloxane.....633
 Pentanal.....611
 1,5-Pentanediol.....619
 Pentane.....599, 601, 603, 617, 625-626
 iso-Pentane.....583, 590-591, 601
 n-Pentane.....577, 583-591, 596-597
 1,2-Pentenediol.....532
 1,5-Pentenediol.....620
 2,3-Pentanedione (VDK).....554
 2,3-Pentanedione (acetyl propionyl).....558-559
 n-Pentanoic acid.....509
 1-Pentanol.....554, 602, 605-606, 625, 639
 2-Pentanol.....602, 605
 3-Pentanol.....554, 602, 605
 2-Pentanone.....515, 612, 624
 3-Pentanone.....612
 Pentene-1.....584, 586-587
 1-Pentene.....584-585, 588-589, 596, 625
 cis-2-Pentene.....584, 586-589
 trans-2-Pentene.....584, 586-589
 4-Pentenoic acid.....608
 trans-2-Pentenoic acid.....608
 trans-3-Pentenoic acid.....608
 1-Penten-3-ol.....602, 605
 2-Penten-1-ol.....602, 605
 Pentobarbital.....637, 641
 Pentyl ether.....619
 1-Pentyl mercaptan.....592
 cis-Permethrin.....508, 511, 518, 520-521,
 524, 529-530

o-Xylene	501, 515, 517, 544-546, 548-549, 553, 576-577, 588-589, 593-594, 596-597, 599, 601, 604, 614-616, 623, 625, 632, 639, 649-651
p-Xylene	515, 517, 544-546, 548-549, 553, 576-577, 588-589, 593-594, 596-597, 599, 601, 604, 614-616, 623, 625, 632
2,3-Xylenol	630
2,4-Xylenol	630
2,5-Xylenol	630
2,6-Xylenol	630
3,4-Xylenol	630
3,5-Xylenol	630
Xylose 1	569
Xylose 2	569

Ordering Information

Easy Ordering Terms and Conditions

Discounts and Delivery

Agilent Technologies specializes in fast delivery. In the US, if you call before 2 PM EST, we will ship your order that day. You may also request overnight express delivery before 6 PM EST and you will have your order the next day. Volume discounts on a variety of individual products are offered when the entire quantity is shipped to one address at one time.

A shipping and handling fee will be added to your order unless the purchase is over \$2000 US for orders place online or over \$4000 for orders place via phone. Special shipping (i.e., overnight in the US) is available in most regions at an additional cost.

Agilent is required to collect all state and local sales taxes unless the buyer's tax-exempt certificate is on file with Agilent Technologies. Please be prepared to provide a copy if it is not on file, when placing your order.

Please check with your Agilent Customer Service Representative, local Authorized Distributor, or the Agilent website for current prices, special offers, promotions and discounts when placing your order.

Satisfaction Guaranteed

If you are not satisfied with your Agilent product within the first 60 days, you may return your purchase in its original condition for a full refund or credit. A return policy statement is included in every Agilent shipment and posted under Product Information on the website. In the US and Canada, please call for a Return Authorization form and return instructions at **1-800-227-9770**. If your Agilent product was purchased from a distributor, please contact the distributor.

Shipping Damages

If items are damages in transit, please follow the instructions below:

- If a shipment is visibly damaged upon arrival, do not accept it until the person making the delivery has endorsed the bill of lading with statement for the extent of the damage.
- If any damage is found after unpacking, retain all cartons and inner packaging and immediately request an inspection from the carrier.
- Notify the Agilent Customer Contact Center at **1-800-227-9770** about the damaged shipment so that we can make the appropriate sales adjustment and/or provide you with return instructions (Sales order number, product number and quantity damaged will be needed).

Easy Ways To Order

- Phone: **1-800-227-9770** (option 1, 1) in the US and Canada – Mon-Fri, 8AM to 8PM EST
- Fax: **1-302-633-8901** in the US
- Email: **cag_sales-na@agilent.com** in the US and Canada
- Online: **www.agilent.com/chem** in the US and Canada

Payment Options

- In the US, Visa, MasterCard, Discover and American Express are accepted with a minimum order of \$20 (not applicable in all countries).
- Email ePay@agilent.com to make an electronic payment using the ACH/EFT (Automated Clearing House/Electronic Funds Transfer) method.
- Establish a charge account through your Agilent Customer Service Representative or Your Local Agilent sales office. An account number will be assigned to you for charging your purchases. Payment terms are net 30 days from the invoice date. All orders are subject to credit approval.

We will be happy to supply a price quote via, phone, email or fax if you need it in writing.

Warranties

All Agilent Technologies products in this catalog are designed and manufactured to stringent standards under the Agilent quality system registered to ISO 9001. At Agilent, we back every product with a 90-day warranty and a money-back guarantee. If Agilent receives notice of defects during the warranty period. Agilent shall, at its option, either repair or replace products which prove to be defective. If Agilent is unable, within a reasonable time, to repair or replace any product to a condition as warranted, the buyer shall be entitled to a refund of the purchase price upon return of the product to Agilent. The warranty period for each product begins on the day of shipment.

This warranty shall not apply to any defect, failure, or damage caused by improper use or improper or inadequate maintenance or care. This warranty is exclusive and no other warranty, whether written or oral, is expressed or implied. Agilent specifically disclaims the implied warranties of merchantability and fitness for particular purposes. The remedies provided herein are the buyer's sole and exclusive remedies. In no event shall Agilent be liable for direct, indirect, special, incidental, or consequential damages (including loss of profits) whether based on contract, tort, or any other legal theory.













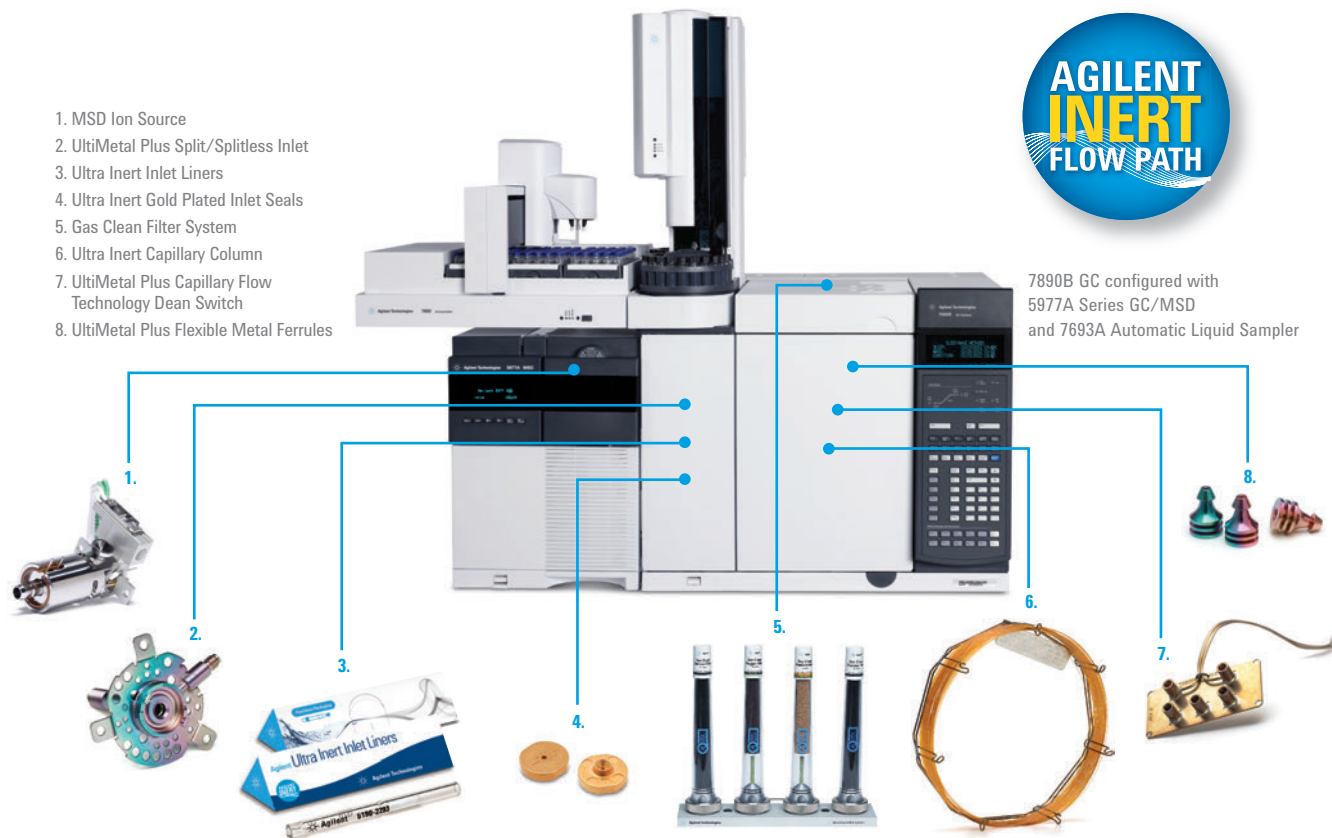
ENSURING AN INERT GC FLOW PATH HAS NEVER BEEN MORE CRITICAL

For labs that need to perform trace level analysis on very active compounds, **Agilent Inert Flow Path solutions** ensure a reliably inert flow path for higher sensitivity, accuracy, and reproducibility. These analyses can now be done with the utmost confidence because each lot of Agilent Inert Flow Path components are qualified using chromatographic QC tests to provide reliable, consistent inertness that spans the entire flow path.

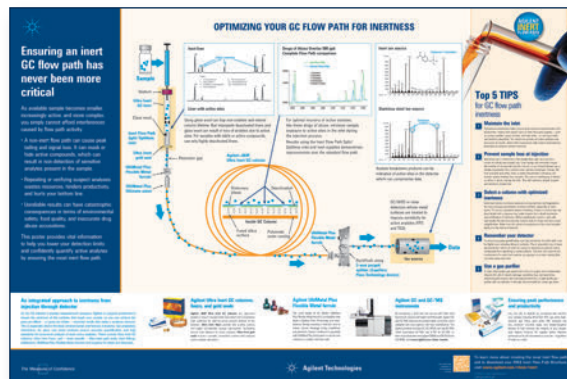
1. MSD Ion Source
2. UltiMetal Plus Split/Splitless Inlet
3. Ultra Inert Inlet Liners
4. Ultra Inert Gold Plated Inlet Seals
5. Gas Clean Filter System
6. Ultra Inert Capillary Column
7. UltiMetal Plus Capillary Flow Technology Dean Switch
8. UltiMetal Plus Flexible Metal Ferrules



7890B GC configured with 5977A Series GC/MSD and 7693A Automatic Liquid Sampler



Learn more about creating an inert flow path, and order the poster at agilent.com/chem/inert



20
15|16

For more information

Buy online:

www.agilent.com/chem/store

Contact us:

www.agilent.com/chem/contactus

This information is subject to change without notice.

© Agilent Technologies, Inc. 2014

Published in December 2014

5991-5213EN



Agilent Technologies

20
15|16

